



2011 Cat[®] Batteries Cross Reference Guide



| | |
|--|--------------------|
| GENERAL INFORMATION | 1-12 |
| Cat® Battery Specifications | 1-4 |
| Assembly Numbers, Cell Layouts and Terminals | 5 |
| BCI Group Sizes and Dimensions | 6 |
| BCI / JIS Reference Chart | 7 |
| BCI / DIN / EN Reference Chart | 8 |
| How to Use This Guide | 9 |
| Battery Safety | 10-11 |
| APPLICATION SECTION | 13-193 |
| Cat® Equipment | 13-26 |
| Industrial Equipment | 27-82 |
| Farm Equipment | 83-104 |
| Trucks & Buses | 105-130 |
| Passenger Cars & Light Trucks | 131-178 |
| L & G / Small Engine | 179-193 |
| REFERENCE | 194-224 |
| Cubic Inch To Liter Interchange | 195 |
| Index by Model | 196-207 |
| BCI Group Size By Make Index | 208-214 |
| BCI Group Size to Part Number Cross Reference ... | 215-216 |
| Battery Care and Maintenance | 217-220 |
| Import Installation Procedures | 221 |
| Vent Tube Adapter Kit Instructions | 221 |
| Labor-Intensive Battery Replacement | 222 |
| Recycling | 223 |

**CAT® PREMIUM HIGH OUTPUT BATTERIES
— AVAILABLE WORLDWIDE —**

THE WORLD'S TOUGHEST BATTERIES

- Vibration Resistance...5 Times the Industry Standard
- Exclusive “Flat Top” Maintenance Free 4D and 8D Batteries
- 4D and 8D Maintenance Free Batteries with the World's Highest Cold Cranking Amps
- Designed by Caterpillar for sure starting power and long life in all climates...in the toughest and most demanding equipment, engine or vehicle applications.

CAT® PREMIUM HIGH OUTPUT BATTERIES ARE DESIGNED TO MEET THE FOLLOWING PERFORMANCE TEST REQUIREMENTS

100 Hour Vibration Testing – 5-times the Industry Standard

- Battery must be able to withstand vibration forces without suffering mechanical damage, loss of capacity, loss of electrolyte or without developing internal / external leaks.
- Battery must pass a high rate discharge test after the vibration testing.

Five 72-hour Deep Discharge/Recharge Test Cycles

- Battery must recover to 25 charging amps within 20 minutes and meet Industry Electrical Performance Standards.

Complete Discharge Test

- Battery must recover to 25 charging amps within 60 minutes and meet Industry Electrical Performance Standards after recharging.

SAE J2185 Life Cycle Test

- Battery subject to deeper discharge and cycles at extreme temperatures not normally encountered in starting a machine or vehicle.

**SPECIFICATIONS FOR CAT®
PREMIUM HIGH OUTPUT BATTERIES**

| BCI GROUP SIZE | PART NO. | CCA ≈ | RC MINS † | VOLTS | AMP HR CAP. @ 20 HRS. | CONST. NOTES | ADD WATER MAINT. CHECK HRS. | BCI OVERALL DIMENSIONS | | | NOMINAL WEIGHT | | NOMINAL ACID TO FILL QT (LITER) |
|----------------|----------|-------|-----------|-------|-----------------------|--------------|-----------------------------|------------------------|---------------|----------------|----------------|-------------|---------------------------------|
| | | | | | | | | LENGTH IN (MM) | WIDTH IN (MM) | HEIGHT IN (MM) | WET LB (KG) | DRY LB (KG) | |
| 8D | 153-5720 | 1500 | 465 | 12 | 210 | C | MFA | 20.47 (520) | 10.8 (275) | 9.76 (248) | 132 (60) | — | — |
| 8D | 101-4000 | 1400 | 400 | 12 | 190 | LAC+ | 1000 | 20.7 (526.5) | 10.96 (278) | 9.76 (248) | 132 (60) | 86 (39) | 18.0 (17.0) |
| 4D | 153-5710 | 1400 | 425 | 12 | 200 | C | MFA | 20.47 (520) | 8.58 (218) | 9.76 (248) | 119 (54) | — | — |
| 4D | 153-5700 | 1125 | 305 | 12 | 145 | C | MFA | 20.47 (520) | 8.58 (218) | 9.76 (248) | 101 (46) | — | — |
| 4D | 9X-9730 | 1300 | 400 | 12 | 190 | LAC+ | 1000 | 20.75 (527) | 8.58 (218) | 9.76 (248) | 119 (54) | 81 (37) | 14.8 (14.0) |
| 4D | 9X-9720 | 1000 | 275 | 12 | 140 | LAC+ | 1000 | 20.75 (527) | 8.58 (218) | 9.76 (248) | 101 (46) | 59 (27) | 15.9 (15.0) |
| 31 | 175-4390 | 1000 | 180 | 12 | 90 | C/S | MFA | 12.9 (328.4) | 6.74 (171.2) | 9.29 (236) | 60 (27) | — | — |
| 31 | 175-4370 | 825 | 190 | 12 | 100 | C/S** | MFA | 12.9 (328.4) | 6.74 (171.2) | 9.29 (236) | 60 (27) | — | — |
| 31 | 175-4360 | 710 | 185 | 12 | 100 | C/S*** | MFA | 12.9 (328.4) | 6.74 (171.2) | 9.29 (236) | 60 (27) | — | — |
| 31 | 250-0480 | 710 | 185 | 12 | 100 | C/SDT*** | MFA | 12.9 (328.4) | 6.74 (171.2) | 9.29 (236) | 60 (27) | — | — |
| 31/30H | 115-2422 | 1000 | 170 | 12 | 90 | C SAE | MFA | 12.9 (328.4) | 6.74 (171.2) | 9.46 (240.3) | 60 (27) | — | — |
| 31/30H | 115-2421 | 950 | 170 | 12 | 90 | C SAE + | MFA | 12.9 (328.4) | 6.74 (171.2) | 9.46 (240.3) | 60 (27) | 44 (20) | 6.6 (6.2) |
| 31/30H | 9X-3404 | 950 | 165 | 12 | 100 | C SAE | MF | 13 (330.2) | 6.77 (172) | 9.46 (240.3) | 58 (26) | — | — |
| 31/30H | 3T-5760 | 750 | 165 | 12 | 100 | C SAE | MF | 13 (330.2) | 6.77 (172) | 9.46 (240.3) | 55 (25) | — | — |
| 24 | 153-5656 | 650 | 110 | 12 | 52 | SC | MF | 10.98 (278.9) | 6.85 (174) | 9.0 (229.1) | 39 (18) | — | — |
| 65 | 230-6368 | 880 | 140 | 12 | 80 | SC | MF | 11.9 (303.4) | 7.5 (190.8) | 7.5 (191.4) | 45.5 (21) | — | — |
| 74 | 153-5660 | 650 | 110 | 12 | 52 | SC* | MF | 10.98 (278.9) | 7.0 (178.2) | 8.15 (206.9) | 39 (18) | — | — |
| 58 | 175-4280 | 500 | 70 | 12 | 35 | SC | MF | 9.96 (253.1) | 7.2 (182.5) | 6.9 (176) | 31 (14) | — | — |
| 2 | 153-5690 | 765 | 210 | 6 | 90 | LAC+ | 1000 | 10.24 (260) | 6.8 (173) | 8.72 (221.6) | 37 (17) | 22 (10) | 4.8 (4.5) |

CONSTRUCTION NOTES:

Batteries have taper post design and are shipped wet except as:

- LAC** - Low Maintenance - Hybrid Construction
- C** - Calcium Lead Alloy Grid Design
- MF** - Maintenance Free
- MFA** - Maintenance Free-Calcium Grids- Accessible Vent Caps

- S** - Stud Terminals
- +** - Shipped Dry Only
- *** - Side Terminals
- **** - Starting and Deep Cycle Battery
- ***** - Deep Cycle and Starting Battery
- ≈** - Cold Cranking Amps for 30 seconds at 0°F (-18°C)
- †** - Reserve Capacity Minutes minimum of 25 amp output at 80°F (27°C)

- SAE** - Uses SAE Posts
- SDT** - Dual, Top mounted Terminals - Stud and SAE Post. Marine Deep Cycle / Starting Battery
- SC** - Silver (Ag) Calcium Alloy Grids for resistance to high underhood temperatures.
- 1/2"** - 13 Steel Positive Stud
- 3/8"** - 16 Steel Negative Stud



**CAT® GENERAL SERVICE BATTERIES
— AVAILABLE WORLDWIDE —**

A PREMIUM LINE OF BATTERIES DESIGNED FOR LESS DEMANDING APPLICATIONS

- Automotive-Light Duty Commercial-Industrial-Agricultural-Marine-Recreational Applications
- Maintenance Free Calcium Lead Alloy Grids
- Maintenance Free Silver Calcium Alloy Grids
- Low Maintenance-Low Antimony Grids Available
- Anchor Lock Elements for Vibration Resistance
- Flame Arrestor Safety Vents
- Deep Cycle - Valve Regulated Gelled Electrolyte and Absorbed Glass Mat (AGM) Batteries Available

**MAINTENANCE FREE-ACCESSIBLE : SEALED OR DRY BATTERIES
WET BATTERIES**

| BCI GROUP SIZE | PART NO. | CCA ≈ | RC MINS † | VOLTS | AMP HR CAP. @ 20 HRS. | CONST. NOTES | BCI OVERALL DIMENSIONS | | | NOMINAL WEIGHT WET LB (KG) |
|---|----------|-------|-----------|-------|-----------------------|--------------|------------------------|---------------|----------------|----------------------------|
| | | | | | | | LENGTH IN (MM) | WIDTH IN (MM) | HEIGHT IN (MM) | |
| TRUCK / AGRICULTURAL / INDUSTRIAL | | | | | | | | | | |
| 1 | 8C-3617 | 650 | 180 | 6 | 100 | C/MF | 9.0 (229) | 6.9 (175) | 8.8 (224) | 33.5 (15) |
| 2 | 8C-3629 | 780 | 200 | 6 | 90 | LA | 10.4 (264) | 6.9 (175) | 8.8 (224) | 36.5 (17) |
| 3EE | 8C-3620 | 400 | 95 | 12 | 54 | LA | 19.3 (490) | 4.3 (109) | 9.0 (229) | 43 (20) |
| 3EH | 8C-3632 | 875 | 230 | 6 | 115 | LA | 19.3 (490) | 4.3 (109) | 10.0 (254) | 47.5 (22) |
| 4 | 8C-3633 | 975 | 250 | 6 | 125 | C/MF | 12.5 (318) | 6.9 (175) | 9.5 (241) | 47 (21) |
| 4D | 8C-3623 | 950 | 250 | 12 | 115 | LA | 20.8 (508) | 8.5 (216) | 10.1 (257) | 97 (44) |
| 4DLT | 8C-3622 | 850 | 240 | 12 | 100 | LA | 20.0 (508) | 8.2 (208) | 8.2 (208) | 79 (36) |
| 7D | 8C-3635 | 950 | 350 | 6 | 156 | LA | 15.8 (401) | 7.0 (178) | 9.2 (234) | 59.5 (27) |
| 8D | 8C-3624 | 1400 | 430 | 12 | 190 | LA | 20.7 (526) | 11.0 (279) | 10.0 (254) | 130 (59) |
| 24F | 3T-5858 | 650 | 120 | 12 | 55 | SC/MF | 10.6 (269) | 6.8 (173) | 9.0 (229) | 40 (18) |
| 27 | 8C-3601 | 710 | 120 | 12 | 65 | SC/MF | 12.0 (305) | 6.7 (170) | 9.0 (229) | 45.5 (21) |
| 27F | 8C-3602 | 710 | 120 | 12 | 65 | SC/MF | 12.4 (315) | 6.7 (170) | 9.0 (229) | 45.5 (21) |
| 30H | 8C-3627 | 925 | 170 | 12 | 100 | C/MF | 13.0 (330) | 6.8 (173) | 9.5 (241) | 57.5 (26) |
| 31 | 8C-3628 | 800 | 170 | 12 | 80 | C/MF/S | 13.0 (330) | 6.8 (173) | 9.5 (241) | 54.5 (25) |
| BUS - SPECIAL TERMINAL | | | | | | | | | | |
| 8D | 250-0473 | 1500 | 450 | 12 | 190 | C/MFA/TB | 20.7 (526) | 11.0 (279) | 10.0 (254) | 134 (61) |
| AUTOMOTIVE / LIGHT TRUCK & SUV | | | | | | | | | | |
| 22F | 3T-5859 | 425 | 65 | 12 | 35 | SC/MF | 9.4 (239) | 6.8 (173) | 8.3 (211) | 29.5 (13) |
| 24 | 3T-5857 | 650 | 120 | 12 | 55 | SC/MF | 10.2 (259) | 6.8 (173) | 9.0 (229) | 38.5 (17) |
| 26 | 8C-3600 | 540 | 80 | 12 | 45 | SC/MF | 8.8 (224) | 6.8 (173) | 8.0 (203) | 24.5 (11) |
| 41 | 8C-3605 | 675 | 100 | 12 | 64 | SC/MF | 11.5 (292) | 6.9 (175) | 6.9 (175) | 37 (17) |
| 42 | 250-0490 | 475 | 70 | 12 | 40 | SC/MF | 9.5 (241) | 6.9 (175) | 6.9 (175) | 29 (13) |
| 55/56/62 | 8C-3611 | 585 | 90 | 12 | 52 | SC/MF/DT | 8.8 (224) | 6.0 (152) | 8.5 (216) | 33 (15) |
| 58 | 8C-3612 | 580 | 85 | 12 | 53 | SC/MF | 10.0 (254) | 7.2 (183) | 6.9 (175) | 31.5 (14) |
| 75 | 7X-6100 | 700 | 95 | 12 | 60 | SC/MF * | 9.0 (229) | 7.0 (178) | 7.3 (185) | 34.5 (16) |
| 75/86 | 250-0489 | 570 | 85 | 12 | 47 | SC/MF/DT | 9.7 (248) | 7 (178) | 8.1 (206) ! | 32 (15) |
| AUTOMOTIVE / LIGHT TRUCK & SUV - FOR SEVERE SERVICE / HIGH TEMPERATURE WITH SILVER LEAD ALLOY TECHNOLOGY | | | | | | | | | | |
| 25 | 250-0488 | 600 | 90 | 12 | 45 | ST/MF | 9.1 (230) | 6.8 (175) | 8.8 (225) | 31 (14) |
| 35 | 250-0487 | 600 | 90 | 12 | 45 | ST/MF | 9.1 (230) | 6.8 (175) | 8.8 (225) | 31 (14) |
| 34/78 | 250-0486 | 730 | 100 | 12 | 60 | ST/MF/DT | 10.7 (273) | 6.8 (175) | 8 (203) ! | 39 (18) |
| 65 | 250-0484 | 675 | 105 | 12 | 55 | ST/MF | 12 (304) | 7.6 (187) | 7.6 (194) | 39 (18) |

CONSTRUCTION NOTES:

Batteries have taper post design and are shipped wet except as:

- LA** - Low Maintenance - Low Antimony Grids
- LAC** - Low Maintenance - Hybrid Construction
- C** - Calcium Lead Alloy Grid Design
- MF** - Maintenance Free

- MFA** - Maintenance Free-Calcium Grids-Accessible Vent Caps
- MF-ST** - Silver (Ag) Calcium Alloy Grids - Severe Service - High Temperature
- S** - Stud Terminals
- TB** - Transit Bus one piece end terminal. Right end of battery.
- *** - Side Terminals

- ≈** - Cold Cranking Amps for 30 seconds at 0°F (-18°C)
- †** - Reserve Capacity Minutes minimum of 25 amp output at 80°F (27°C)
- !** - For height with removable adapter, add 7/8" (22mm)
- 1/2"** - 13 Steel Positive Stud

GENERAL INFORMATION

CAT® GENERAL SERVICE BATTERIES
— AVAILABLE WORLDWIDE —

MAINTENANCE FREE-ACCESSIBLE : SEALED OR DRY BATTERIES
WET BATTERIES (CONTINUED)

| BCI GROUP SIZE | PART NO. | CCA ≈ | RC MINS † | VOLTS | AMP HR CAP. @ 20 HRS. | CONST. NOTES | BCI OVERALL DIMENSIONS | | | NOMINAL WEIGHT WET LB (KG) |
|---|----------|----------|-----------|-------|-----------------------|--------------|------------------------|---------------|----------------|----------------------------|
| | | | | | | | LENGTH IN (MM) | WIDTH IN (MM) | HEIGHT IN (MM) | |
| MARINE | | | | | | | | | | |
| 24M | 8C-3638 | 650 | 120 | 12 | 55 | SC/MF/DT/~ | 10.8 (274) | 6.8 (173) | 9.4 (239) | 40 (18) |
| 27M | 8C-3639 | 650 | 150 | 12 | 80 | @/S/DT | 12.5 (318) | 6.8 (173) | 9.4 (239) | 49 (22) |
| LAWN & GARDEN | | | | | | | | | | |
| U1 | 8C-3636 | 275 | - | 12 | 25 | C/MF | 7.8 (198) | 5.1 (130) | 7.3 (185) | 16.5 (7) |
| GOLF CART / SCISSOR & HIGH LIFTS | | | | | | | | | | |
| GC-2 | 8C-3641 | 115min # | - | 6 | 215 | @ OP | 10.3 (262) | 7.1 (180) | 10.9 (277) | 63 (29) |
| DUAL TERMINAL BATTERIES | | | | | | | | | | |
| 24/24F/74 | 127-0824 | 930 | 120 | 12 | 63 | SC/MF/DT | 10.9 (277) | 7.0 (178) | 9.0 (229) | 45 (20) |
| 34/78 | 127-0826 | 875 | 120 | 12 | 66 | SC/MF/DT | 10.8 (274) | 6.9 (175) | 8.0 (203) ! | 41 (19) |
| 75/86 | 250-0489 | 570 | 85 | 12 | 47 | SC/MF/DT | 9.7 (248) | 7 (178) | 8.1 (206) ! | 32 (15) |
| 34/78 | 250-0486 | 690 | 110 | 12 | 60 | ST/MF/DT | 10.7 (273) | 6.8 (175) | 8 (203) ! | 39 (18) |

DRY BATTERIES

| BCI GROUP SIZE | PART NO. | CCA ≈ | RC MINS † | VOLTS | AMP HR CAP. @ 20 HRS. | CONST. NOTES | BCI OVERALL DIMENSIONS | | | NOMINAL WEIGHT | | NOMINAL ACID TO FILL QT (LITER) |
|--|----------|-------|-----------|-------|-----------------------|--------------|------------------------|---------------|----------------|----------------|-------------|---------------------------------|
| | | | | | | | LENGTH IN (MM) | WIDTH IN (MM) | HEIGHT IN (MM) | WET LB (KG) | DRY LB (KG) | |
| TRUCK / AGRICULTURAL / INDUSTRIAL | | | | | | | | | | | | |
| 1 | 8T-9734 | 650 | 180 | 6 | 100 | C/MF + | 9.0 (229) | 6.9 (175) | 8.8 (224) | 33.5 (15) | 17.5 (8) | 4.5 (4.3) |
| 3D | 8T-9730 | 1400 | 675 | 6 | 320 | LA + | 20.4 (518) | 8.7 (221) | 10.0 (254) | 120 (54) | 84 (38) | 11.0 (10.4) |
| 7D | 8T-9731 | 950 | 350 | 12 | 156 | LA + | 15.7 (399) | 7.0 (178) | 9.1 (231) | 59.5 (27) | 34 (15) | 7.5 (7.1) |
| 24F | 9X-1382 | 650 | 120 | 12 | 50 | SC/MF + | 10.6 (269) | 6.8 (173) | 9.0 (229) | 40 (18) | 26 (12) | 6.0 (5.7) |
| 26 | 145-4517 | 540 | 80 | 12 | 48 | SC/MF + | 8.8 (224) | 6.8 (173) | 8.0 (203) | 29.5 (13) | 23 (10) | 3.5 (3.3) |
| 26R | 145-4518 | 540 | 80 | 12 | 48 | SC/MF + | 8.8 (224) | 6.8 (173) | 8.0 (203) | 29.5 (13) | 23 (10) | 3.5 (3.3) |
| 27 | 3E-8925 | 675 | 120 | 12 | 55 | SC/MF + | 12.0 (305) | 6.7 (170) | 9.0 (229) | 45.5 (21) | 29.5 (13) | 6.5 (6.2) |
| AUTOMOTIVE / LIGHT TRUCK | | | | | | | | | | | | |
| 22F | 9X-1384 | 425 | 65 | 12 | 32 | SC/MF + | 9.4 (239) | 6.8 (173) | 8.3 (211) | 29.5 (13) | 18 (8) | 4.5 (4.3) |
| 24 | 9X-1383 | 660 | 120 | 12 | 50 | SC/MF + | 10.2 (259) | 6.8 (173) | 9.0 (229) | 40 (18) | 26 (12) | 6.0 (5.7) |
| MARINE / RECREATIONAL | | | | | | | | | | | | |
| 8V | 8C-3640 | 980 | 350 | 8 | 175 | LA + | 20.8 (528) | 7.3 (185) | 10.6 (269) | 90 (41) | 60 (27) | 11.5 (10.9) |

CONSTRUCTION NOTES:

Batteries have taper post design and are shipped wet except as:

- LA** - Low Maintenance - Low Antimony Grids
- LAC** - Low Maintenance - Hybrid Construction
- C** - Calcium Lead Alloy Grid Design
- MF** - Maintenance Free
- MFA** - Maintenance Free-Calcium Grids- Accessible Vent Caps

- MF-ST** - Silver (Ag) Calcium Alloy Grids - Severe Service - High Temperature
- S** - Stud Terminals
- TB** - Transit Bus one piece end terminal. Right end of battery.
- OP** - Offset Post with Horizontal Hole Stainless Steel 5/16" Bolt & Hex Nut
- +** - Side Terminals
- ~** - Cold Cranking Amps for 30 seconds at 0°F (-18°C)

- †** - Reserve Capacity Minutes minimum of 25 amp output at 80°F (27°C)
- !** - For height with removable adapter, add 7/8" (22mm)
- @** - Deep Cycle-Antimony Grids
- ~** - Marine Starting
- +** - Shipped Dry Only
- 1/2"** - 13 Steel Positive Stud

Wing nut for 8C-3638 & 8C-3639 is Part # 3B-0723

**CAT® GENERAL SERVICE BATTERIES
— AVAILABLE WORLDWIDE —**

VALVE REGULATED LEAD ACID (VRLA) BATTERIES

GENERAL INFORMATION

| BCI GROUP SIZE | PART NO. | CCA ~ | RC MINS † | VOLTS | AMP HR CAP. @ 20 HRS. | CONST. NOTES | BCI OVERALL DIMENSIONS | | | NOMINAL WEIGHT WET LB (KG) |
|---|----------|-------|-----------|-------|-----------------------|--------------|------------------------|---------------|----------------|----------------------------|
| | | | | | | | LENGTH IN (MM) | WIDTH IN (MM) | HEIGHT IN (MM) | |
| GELLED (GEL) ELECTROLYTE - MARINE / RECREATIONAL - DEEP CYCLE CAPABILITY | | | | | | | | | | |
| 4D | 152-8006 | 970 | 375 | 12 | 183 | MF-G/VRLA | 20.8 (528) | 8.5 (216) | 10 (254) | 129.8 (59) |
| 8D | 152-7242 | 1150 | 475 | 12 | 225 | MF-G/VRLA | 20.8 (528) | 11.1 (282) | 10 (254) | 160.8 (73) |

MF-G/VRLA - Maintenance Free-Gel Battery. Sealed, Valve-Regulated Lead Acid (VRLA) battery with gelled electrolyte.

~ - Cold Cranking Amps for 30 seconds at 0°F (-18°C)

† - Reserve Capacity Minutes minimum of 25 amp output at 80°F (27°C)

- Starting/Deep Cycle Marine or Recreational Use Battery. Could be used for Gen-Sets or UPS type applications requiring a sealed battery.
- VRLA batteries use recombination reaction to prevent the escape of hydrogen and oxygen gases normally lost in a flooded lead acid battery. They are non-spillable, never need watering and should never be opened.

| BCI GROUP SIZE | PART NO. | A | B | C | VOLTS | CONST. NOTES | TERM. | BCI OVERALL DIMENSIONS | | | | NOMINAL |
|---|----------|-----|------|------|-------|--------------|-------|------------------------|---------------|-------------------------|--------------------------|-----------|
| | | | | | | | | LENGTH IN (MM) | WIDTH IN (MM) | TERMINAL HEIGHT IN (MM) | CONTAINER HEIGHT IN (MM) | |
| ABSORBED GLASS MAT (AGM) BATTERIES - DESIGNED FOR HIGH-RATE UNINTERRUPTIBLE POWER SUPPLIES (UPS) OR STANDBY APPLICATIONS | | | | | | | | | | | | |
| U1 | 250-0474 | 116 | 62 | 1.63 | 12 | MF-AGM/VRLA | 1 | 7.7 (196) | 5.1 (132) | 7.1 (182) | 6.2 (157) | 24 (11) |
| 45 | 250-0475 | 156 | 84.3 | 2.75 | 12 | MF-AGM/VRLA | 2 | 8.8 (225) | 5.3 (135) | 8.7 (221) | 8.1 (207) | 38.5 (18) |
| 24 | 250-0476 | 262 | 140 | 3.95 | 12 | MF-AGM/VRLA | 2 | 10.2 (259) | 6.8 (173) | 9.1 (232) | 8.1 (206) | 53 (24) |
| 27 | 250-0477 | 304 | 165 | 4.61 | 12 | MF-AGM/VRLA | 2 | 12.7 (323) | 6.8 (173) | 8.7 (220) | 8.1 (206) | 63 (29) |
| 31 | 250-0478 | 350 | 186 | 5.25 | 12 | MF-AGM/VRLA | 3 | 12.9 (329) | 6.7 (171) | 8.7 (222) | 8.5 (218) | 69 (31) |
| 31 | 250-0479 | 475 | 261 | 6.66 | 12 | MF-AGM/VRLA | 3 | 13.5 (342) | 6.7 (172) | 11.2 (286) | 11.1 (281) | 98 (45) |
| 4D | 250-0483 | 624 | 338 | 9.91 | 12 | MF-AGM/VRLA | 4 | 21.7 (552) | 8.8 (210) | 9.3 (237) | 8.7 (22) | 129 (59) |

A - Power Watts per Cell for 15 minutes to 1.67 Volts Per Cell @ 77°F (25°C)

B - Amp Hour @ 20 Hour Rate to 1.75 Volts Per Cell @ 77°F (25°C)

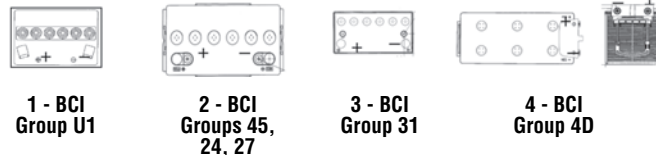
C - Amp Hour @ 10 Hour Rate to 1.80 Volts Per Cell @ 68°F (20°C)

MF-AGM/VRLA - Maintenance Free-Absorbed Glass Mat (AGM) Battery.

- Sealed Valve-Regulated Lead Acid (VRLA) with electrolyte absorbed in separators consisting of a sponge-like mass of matted glass fibers.
- Preferred for high-rate performance in uninterruptible power supply (UPS) or standby applications.
- VRLA batteries use recombination reaction to prevent the escape of hydrogen and oxygen gases normally lost in a flooded lead acid battery. They are non-spillable, never need watering and should never be opened.

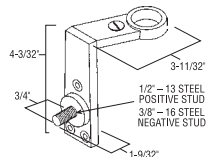
Terminals:

- 1 - Lead terminal. L Shaped. Terminals have square holes.
 - 2 - Lead terminal with brass inserts. 1/4-20 x .25 Deep Female Thread.
 - 3 - Lead terminal with brass inserts. 1/4-20 x .25 Deep Female Thread.
 - 4 - Lead terminal with brass inserts. 1/4-20 x Female Thread.
- Ratings conform to IEEE-485 Standards.



Transit Bus Terminal for 8D Part # 250-0473

One piece end terminal. Right end of Battery.
1/2" - 13 Steel Positive Stud
3/8" - 16 Steel Negative Stud



Battery Accessories:

- Group 31 - Charging Posts for Stud Terminals - Part # 4C-5637
- Screw-in Charging Posts for Side Terminals - Part # 4C-5638
- Wing Nut for Part # 175-4390/175-4370/175-4360/8C-3628 - Part # 2B-9498
- Wing Nut for Part # 8C-3638 & 8C-3639 Marine Batteries - Part # 3B-0723

- Digital Battery Analyzer - Part # 177-2330
- Battery Voltmeter - Part # 4C-6600
- Battery Load Tester - Part # 4C-4911
- Booster Cable 12' (3.66 m) - Part # 4C-4933
- Booster Cable 20' (6.00 m) - Part # 4C-4937

* Note: Ratings and Part Numbers are subject to change without notice.

ASSEMBLY NUMBERS, CELL AND TERMINAL LAYOUTS* BY BCI NUMBERS (SHOWN IN PARENTHESIS)

6-VOLT ASSEMBLIES – TERMINAL POSITIONS & CELL LAYOUTS

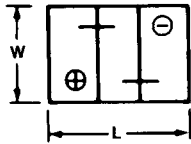


FIG. 1 (2L, 2N)

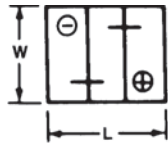


FIG. 2 (1, 2, 3, 3D, 4, 5D, 7D, 9D, 19L, GC2, GC2H)

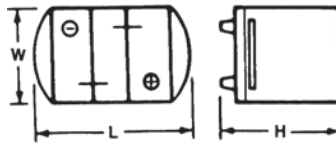


FIG. 2B (17HF)

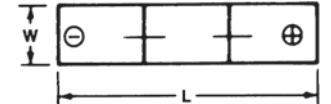


FIG. 5 (2E, 3EH, 4EH)

12-VOLT ASSEMBLIES – TERMINAL POSITIONS & CELL LAYOUTS

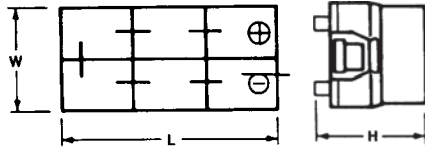


FIG. 8 (4B³, 4D, 6D, 8D³)

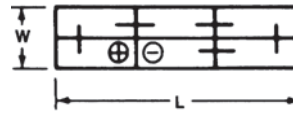


FIG. 9 (3EE, 3ET)

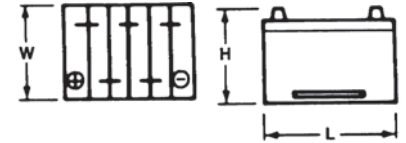


FIG. 10 (12T, 20H, 21, 24, 24H, 24T, 25, 26, 27, 27H, 29H, 30H, 34, 50, 51, 52, 86, U1⁴, U2⁴)

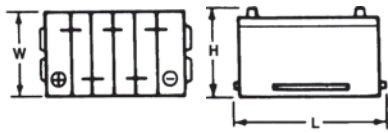


FIG. 10F (16TF, 45, 46)

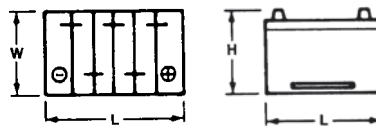


FIG. 11 (21R, 22NL¹, 22R, 24/24F, 24R, 26R, 27R, 29HR, 30HR, 32N, 34R, 35, 51R, 85, LM, U1R⁴)

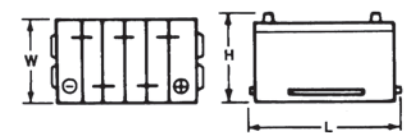


FIG. 11F (22F, 22HF, 22NF, 24F, 27F, 27HF, 29NF, 33)

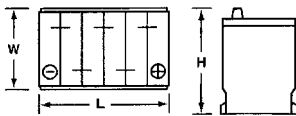


FIG. 11H (121R, 124R)

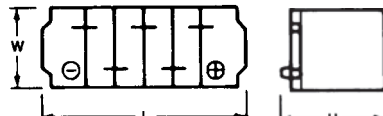


FIG. 11L (17TF, 23)

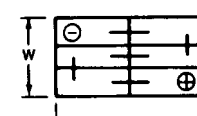


FIG. 12 (60)

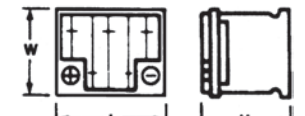


FIG. 13 (66)



FIG. 14 (53)

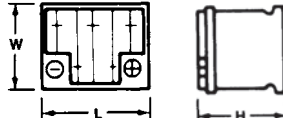


FIG. 15 (39, 40R, 41, 42, 43, 44, 96R, 97R, 98R)

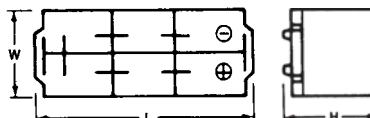


FIG. 16L (4DLT)

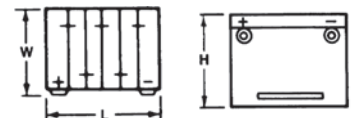


FIG. 17 (70, 71, 72, 73, 74, 75, 76, 77, 78, 101)

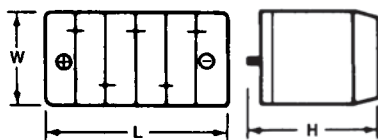


FIG. 18 (28, 31²)

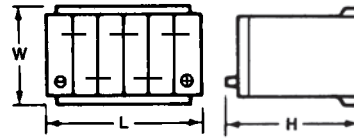


FIG. 19 (36R, 54, 55, 56, 58R)

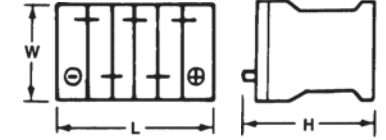


FIG. 20 (61, 62, 63, 64)

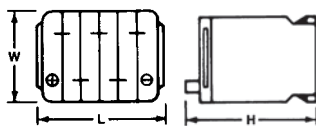


FIG. 21 (59, 65)

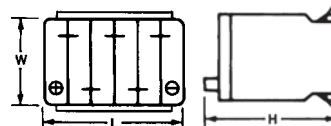


FIG. 22 (57)

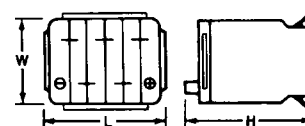


FIG. 23 (58R)

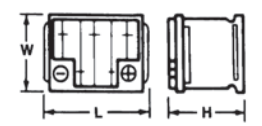


FIG. 24 (47, 48, 49, 90, 91, 92, 93, 94R, 95R, 99R)

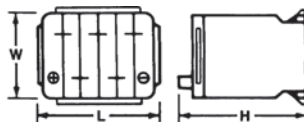


FIG. 25 (58)

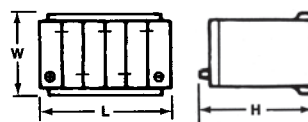


FIG. 26 (58)

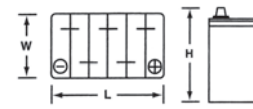


FIG. 28 (151R)

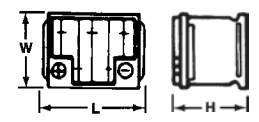


FIG. 34 (99)

Footnotes for Cell Layout Section

¹ Pencil posts supplied as O.E.
² SAE or 3/8" stud posts.

³ SAE or special "bus" side terminals

⁴ Special lawn mower "L" terminals.

* Source: Battery Council Int'l

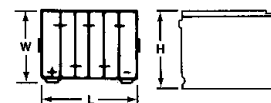


FIG. 35 (79, 100)

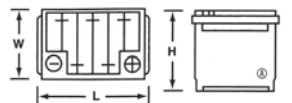


FIG. 39 (67R)

BCI GROUP SIZES AND OVERALL DIMENSIONS

All dimensions match BCI Original Equipment Sizes and may not include handles.



GENERAL INFORMATION

| BCI GRP. NO. | BCI FIG. NO. | VOLTS | MAXIMUM OVERALL DIMENSIONS in INCHES and (MM) | | |
|--------------|--------------|-------|---|--------------------------------------|---------------------------------------|
| | | | L | W | H |
| 1 | 2 | 6 | 9 ¹ / ₈ (232) | 7 ¹ / ₈ (181) | 9 ³ / ₈ (238) |
| 2 | 2 | 6 | 10 ³ / ₈ (264) | 7 ¹ / ₈ (181) | 9 ³ / ₈ (238) |
| 2E | 5 | 6 | 19 ³ / ₈ (492) | 4 ¹ / ₈ (105) | 9 ³ / ₈ (232) |
| 2N | 1 | 6 | 10 (254) | 5 ¹ / ₈ (141) | 8 ¹⁵ / ₁₆ (227) |
| 3 | 2 | 6 | 11 ³ / ₄ (298) | 7 ¹ / ₈ (181) | 9 ³ / ₈ (238) |
| 3D | 2 | 6 | 20 ³ / ₈ (518) | 8 ³ / ₄ (222) | 10 (254) |
| 3EE | 9 | 12 | 19 ⁵ / ₁₆ (491) | 4 ³ / ₈ (111) | 8 ⁷ / ₈ (225) |
| 3EH | 5 | 6 | 19 ⁵ / ₁₆ (491) | 4 ³ / ₈ (111) | 9 ¹³ / ₁₆ (249) |
| 3ET | 9 | 12 | 19 ⁵ / ₁₆ (491) | 4 ³ / ₈ (111) | 9 ¹³ / ₁₆ (249) |
| 4 | 2 | 6 | 13 ³ / ₈ (334) | 7 ¹ / ₈ (181) | 9 ³ / ₈ (238) |
| 4B | 8 | 12 | 21 ¹ / ₄ (540) | 11 ¹ / ₈ (283) | 10 ⁷ / ₈ (276) |
| 4D | 8 | 12 | 20 ³ / ₄ (527) | 8 ³ / ₄ (222) | 9 ¹³ / ₁₆ (249) |
| 4DLT | 16L | 12 | 20 (508) | 8 ³ / ₁₆ (208) | 7 ¹⁵ / ₁₆ (202) |
| 4EH | 5 | 6 | 19 ⁵ / ₁₆ (491) | 5 (127) | 9 ¹³ / ₁₆ (249) |
| 5D | 2 | 6 | 13 ³ / ₈ (349) | 7 ¹ / ₈ (181) | 9 ³ / ₈ (238) |
| 6D | 8 | 12 | 20 ³ / ₄ (527) | 10 (254) | 10 ¹ / ₄ (260) |
| 7D | 2 | 6 | 16 ¹ / ₄ (413) | 7 ¹ / ₈ (181) | 9 ³ / ₈ (238) |
| 8D | 8 | 12 | 20 ³ / ₄ (527) | 11 ¹ / ₈ (283) | 9 ¹³ / ₁₆ (249) |
| 12T | 10 | 12 | 7 ¹ / ₈ (179) | 6 ¹ / ₁₆ (177) | 7 ¹⁵ / ₁₆ (202) |
| 16TF | 10F | 12 | 16 ³ / ₁₆ (421) | 7 ¹ / ₈ (181) | 11 ¹ / ₈ (283) |
| 17HF | 2B | 6 | 7 ³ / ₈ (187) | 6 ¹ / ₈ (175) | 9 (229) |
| 17TF | 11L | 12 | 17 ¹ / ₈ (433) | 6 ⁵ / ₁₆ (177) | 7 ¹⁵ / ₁₆ (202) |
| 19L | 2 | 6 | 8 ¹ / ₂ (216) | 7 (178) | 7 ¹ / ₂ (191) |
| 21 | 10 | 12 | 8 ³ / ₈ (208) | 6 ¹ / ₁₆ (173) | 8 ³ / ₄ (222) |
| 21R | 11 | 12 | 8 ³ / ₈ (208) | 6 ¹ / ₁₆ (173) | 8 ³ / ₄ (222) |
| 22F | 11F | 12 | 9 ¹ / ₂ (241) | 6 ³ / ₈ (175) | 8 ⁵ / ₈ (211) |
| 22HF | 11F | 12 | 9 ¹ / ₂ (241) | 6 ³ / ₈ (175) | 9 (229) |
| 22NF | 11F | 12 | 9 ³ / ₈ (240) | 5 ¹ / ₂ (140) | 8 ¹⁵ / ₁₆ (227) |
| 22R | 11 | 12 | 9 (229) | 6 ³ / ₈ (175) | 8 ⁵ / ₈ (211) |
| 24 | 10 | 12 | 10 ¹ / ₄ (260) | 6 ¹ / ₁₆ (173) | 8 ³ / ₈ (225) |
| 24F | 11F | 12 | 10 ³ / ₄ (273) | 6 ¹ / ₁₆ (173) | 9 (229) |
| 24H | 10 | 12 | 10 ¹ / ₄ (260) | 6 ¹ / ₁₆ (173) | 9 ³ / ₈ (238) |
| 24R | 11 | 12 | 10 ¹ / ₄ (260) | 6 ¹ / ₁₆ (173) | 9 (229) |
| 24T | 10 | 12 | 10 ¹ / ₄ (260) | 6 ¹ / ₁₆ (173) | 9 ³ / ₈ (248) |
| 25 | 10 | 12 | 9 ³ / ₈ (230) | 6 ³ / ₈ (175) | 8 ⁷ / ₈ (225) |
| 26 | 10 | 12 | 8 ³ / ₈ (208) | 6 ¹ / ₁₆ (173) | 7 ³ / ₄ (197) |
| 26R | 11 | 12 | 8 ³ / ₈ (208) | 6 ¹ / ₁₆ (173) | 7 ³ / ₄ (197) |
| 27 | 10 | 12 | 12 ¹ / ₁₆ (306) | 6 ¹ / ₁₆ (173) | 8 ³ / ₈ (225) |
| 27F | 11F | 12 | 12 ¹ / ₂ (318) | 6 ¹ / ₁₆ (173) | 8 ¹⁵ / ₁₆ (227) |
| 27H | 10 | 12 | 11 ³ / ₄ (298) | 6 ¹ / ₁₆ (173) | 9 ³ / ₄ (235) |
| 27R | 11 | 12 | 12 ¹ / ₁₆ (306) | 6 ¹ / ₁₆ (173) | 8 ³ / ₈ (225) |
| 28 | 18 | 12 | 10 ¹ / ₄ (260) | 6 ¹ / ₁₆ (173) | 9 ³ / ₈ (240) |
| 29H | 10 | 12 | 13 ³ / ₈ (334) | 6 ¹ / ₁₆ (170) | 9 ³ / ₈ (232) |
| 29NF | 11F | 12 | 13 (330) | 5 ¹ / ₂ (140) | 8 ¹⁵ / ₁₆ (227) |
| 30H | 10 | 12 | 13 ¹ / ₂ (343) | 6 ¹ / ₁₆ (173) | 9 ³ / ₄ (235) |
| 31 | 18 | 12 | 13 (330) | 6 ¹ / ₁₆ (173) | 9 ³ / ₈ (240) |
| 33 | 11F | 12 | 13 ⁵ / ₁₆ (338) | 6 ¹ / ₁₆ (173) | 9 ³ / ₈ (238) |
| 34 | 10 | 12 | 10 ¹ / ₄ (260) | 6 ¹ / ₁₆ (173) | 7 ¹ / ₈ (200) |
| 34R | 11 | 12 | 10 ¹ / ₄ (260) | 6 ¹ / ₁₆ (173) | 7 ¹ / ₈ (200) |
| 35 | 11 | 12 | 9 ³ / ₈ (230) | 6 ³ / ₈ (175) | 8 ³ / ₈ (225) |
| 36R | 19 | 12 | 10 ³ / ₈ (263) | 7 ³ / ₁₆ (183) | 8 ³ / ₈ (206) |
| 39 | 15 | 12 | 8 ³ / ₈ (206) | 6 ³ / ₈ (175) | 7 (178) |
| 40R | 15 | 12 | 10 ¹⁵ / ₁₆ (278) | 6 ³ / ₈ (175) | 6 ³ / ₈ (175) |
| 41 | 15 | 12 | 11 ¹ / ₁₆ (293) | 6 ³ / ₈ (175) | 6 ³ / ₈ (175) |
| 42 | 15 | 12 | 9 ¹ / ₂ (241) | 6 ³ / ₈ (175) | 6 ³ / ₈ (175) |
| 43 | 15 | 12 | 13 ³ / ₈ (334) | 6 ³ / ₈ (175) | 8 ³ / ₈ (205) |
| 45 | 10F | 12 | 9 ³ / ₈ (240) | 5 ¹ / ₂ (140) | 8 ¹⁵ / ₁₆ (227) |

| BCI GRP. NO. | BCI FIG. NO. | VOLTS | MAXIMUM OVERALL DIMENSIONS in INCHES and (MM) | | |
|--------------|--------------|-------|---|---------------------------------------|--|
| | | | L | W | H |
| 46 | 10F | 12 | 10 ³ / ₄ (273) | 6 ¹ / ₁₆ (173) | 9 (229) |
| 47 | 24 | 12 | 9 ¹ / ₂ (242) | 6 ³ / ₈ (175) | 7 ¹ / ₂ (190) |
| 48 | 24 | 12 | 10 ¹⁵ / ₁₆ (278) | 6 ³ / ₈ (175) | 7 ¹ / ₂ (190) |
| 49 | 24 | 12 | 13 ³ / ₈ (353) | 6 ³ / ₈ (175) | 7 ¹ / ₂ (190) |
| 50 | 10 | 12 | 13 ¹ / ₂ (343) | 5 (127) | 10 (254) |
| 51 | 10 | 12 | 9 ³ / ₈ (238) | 5 ¹ / ₁₆ (129) | 8 ³ / ₄ (223) |
| 51R | 11 | 12 | 9 ³ / ₈ (238) | 5 ¹ / ₁₆ (129) | 8 ³ / ₄ (223) |
| 52 | 10 | 12 | 7 ³ / ₈ (186) | 5 ¹³ / ₁₆ (147) | 8 ³ / ₄ (210) |
| 53 | 14 | 12 | 13 (330) | 4 ¹ / ₁₆ (119) | 8 ³ / ₄ (210) |
| 54 | 19 | 12 | 7 ³ / ₈ (186) | 6 ¹ / ₁₆ (154) | 8 ³ / ₈ (212) |
| 55 | 19 | 12 | 8 ³ / ₈ (218) | 6 ¹ / ₁₆ (154) | 8 ³ / ₈ (212) |
| 56 | 19 | 12 | 10 (254) | 6 ¹ / ₁₆ (154) | 8 ³ / ₈ (212) |
| 57 | 22 | 12 | 8 ³ / ₈ (205) | 7 ³ / ₁₆ (183) | 6 ¹⁵ / ₁₆ (177) |
| 58 | 26 | 12 | 10 ¹ / ₁₆ (255) | 7 ³ / ₁₆ (183) | 6 ¹⁵ / ₁₆ (177) |
| 58R | 19 | 12 | 10 ¹ / ₁₆ (255) | 7 ³ / ₁₆ (183) | 6 ¹⁵ / ₁₆ (177) |
| 59 | 21 | 12 | 10 ¹ / ₁₆ (255) | 7 ¹ / ₁₆ (195) | 7 ³ / ₄ (196) |
| 60 | 12 | 12 | 13 ¹ / ₁₆ (332) | 6 ¹ / ₁₆ (160) | 8 ³ / ₈ (225) |
| 61 | 20 | 12 | 7 ³ / ₈ (192) | 6 ³ / ₈ (162) | 8 ³ / ₈ (225) |
| 62 | 20 | 12 | 8 ³ / ₈ (225) | 6 ³ / ₈ (162) | 8 ³ / ₈ (225) |
| 63 | 20 | 12 | 10 ³ / ₁₆ (258) | 6 ³ / ₈ (162) | 8 ³ / ₈ (225) |
| 64 | 20 | 12 | 11 ³ / ₈ (296) | 6 ³ / ₈ (162) | 8 ³ / ₈ (225) |
| 65 | 21 | 12 | 12 ¹ / ₁₆ (306) | 7 ³ / ₁₆ (192) | 7 ³ / ₈ (192) |
| 66 | 13 | 12 | 12 ¹ / ₁₆ (306) | 7 ³ / ₁₆ (192) | 7 ⁵ / ₈ (194) |
| 67R | 39 | 12 | 9 ³ / ₈ (231) | 6 ¹ / ₁₆ (175) | 6 ¹⁵ / ₁₆ (175) |
| 70 | 17 | 12 | 8 ³ / ₈ (208) | 7 ¹ / ₁₆ (180) | 7 ¹ / ₁₆ (196)@ |
| 71 | 17 | 12 | 8 ³ / ₈ (208) | 7 ¹ / ₁₆ (179) | 8 ¹ / ₂ (216) |
| 72 | 17 | 12 | 9 ³ / ₈ (230) | 7 ¹ / ₁₆ (179) | 8 ³ / ₄ (210) |
| 73 | 17 | 12 | 9 ³ / ₈ (230) | 7 ¹ / ₁₆ (179) | 8 ³ / ₈ (216) |
| 74 | 17 | 12 | 10 ¹ / ₄ (260) | 7 ¹ / ₄ (184) | 8 ³ / ₄ (222) |
| 75 | 17 | 12 | 9 ³ / ₈ (230) | 7 ¹ / ₁₆ (180) | 7 ¹ / ₁₆ (196)@ |
| 76 | 17 | 12 | 13 ³ / ₈ (334) | 7 ¹ / ₁₆ (180) | 8 ¹ / ₂ (216)@ |
| 78 | 17 | 12 | 10 ¹ / ₄ (260) | 7 ¹ / ₁₆ (180) | 7 ¹ / ₁₆ (196)@ |
| 79 | 35 | 12 | 12 ¹ / ₁₆ (307) | 7 ¹ / ₁₆ (180) | 7 ³ / ₈ (188) |
| 85 | 11 | 12 | 9 ³ / ₈ (230) | 6 ¹ / ₁₆ (173) | 8 (203) |
| 86 | 10 | 12 | 9 ³ / ₈ (230) | 6 ¹ / ₁₆ (173) | 8 (203) |
| 90 | 24 | 12 | 9 ¹ / ₂ (242) | 6 ³ / ₈ (175) | 6 ³ / ₈ (175) |
| 91 | 24 | 12 | 10 ¹⁵ / ₁₆ (278) | 6 ³ / ₈ (175) | 6 ³ / ₈ (175) |
| 92 | 24 | 12 | 12 ³ / ₈ (315) | 6 ³ / ₈ (175) | 6 ³ / ₈ (175) |
| 93 | 24 | 12 | 13 ³ / ₈ (353) | 6 ³ / ₈ (175) | 6 ³ / ₈ (175) |
| 94R | 24 | 12 | 12 ³ / ₈ (315) | 6 ³ / ₈ (175) | 7 ¹ / ₂ (190) |
| 95R | 24 | 12 | 15 ¹ / ₂ (394) | 6 ³ / ₈ (175) | 7 ¹ / ₂ (190) |
| 96R | 15 | 12 | 9 ¹ / ₂ (242) | 6 ¹ / ₁₆ (173) | 6 ³ / ₈ (175) |
| 97R | 15 | 12 | 9 ¹⁵ / ₁₆ (252) | 6 ³ / ₈ (175) | 7 ¹ / ₂ (190) |
| 98R | 15 | 12 | 11 ¹ / ₈ (283) | 6 ³ / ₈ (175) | 7 ¹ / ₂ (190) |
| 99 | 34 | 12 | 8 ³ / ₈ (207) | 6 ³ / ₈ (175) | 6 ³ / ₈ (175) |
| 99R | 24 | 12 | 8 ³ / ₈ (210) | 6 ³ / ₈ (175) | 6 ³ / ₈ (175) |
| 100 | 35 | 12 | 10 ¹ / ₄ (260) | 7 ¹ / ₁₆ (179) | 7 ³ / ₈ (188) |
| 101 | 17 | 12 | 10 ¹ / ₄ (260) | 7 ¹ / ₁₆ (179) | 6 ¹ / ₁₆ (170) |
| 121R | 11H | 12 | 8 ³ / ₄ (222) | 7 (178) | 8 ¹ / ₂ (216) |
| 124R | 11H | 12 | 10 ³ / ₄ (274) | 7 (178) | 8 ³ / ₈ (194) |
| 151R | 28 | 12 | 7 ³ / ₈ (188) | 4 ¹⁵ / ₁₆ (125) | 8 ³ / ₈ (225) |
| GC2 | 2 | 6 | 10 ³ / ₈ (264) | 7 ³ / ₁₆ (183) | 10 ³ / ₈ * (270) |
| U1 | 10 | 12 | 7 ³ / ₄ (197) | 5 ¹ / ₁₆ (132) | 7 ⁵ / ₁₆ (186) |
| U1R | 11 | 12 | 7 ³ / ₄ (197) | 5 ¹ / ₁₆ (132) | 7 ⁵ / ₁₆ (186) |
| U2 | 10 | 12 | 6 ⁵ / ₈ (160) | 5 ¹ / ₁₆ (132) | 7 ¹ / ₈ (181) |

* Height may vary with different terminal types.

@ Maximum height dimension shown includes batteries with raised quarter cover design. Flat-top design model height (minus quarter covers) reduced by approximately 3/8 inch (10 mm).

BCI / JIS REFERENCE CHART

BEST FIT ESTIMATE - BCI GROUP SIZE

| BCI GROUP NO. | BCI ASSEMBLY FIGURE | MAXIMUM JIS DIMENSIONS (mm) | | | JIS REFERENCE SIZE NUMBER INFORMATION | |
|------------------|---------------------|-----------------------------|------------|------------|--|---|
| | | LENGTH | WIDTH | HEIGHT | JIS TYPE DESIGNATION | CONVENTIONAL |
| 21 | 10 | 202 | 173 | 225 | 50D20R | N50S |
| 21R | 11 | 202 | 173 | 225 | 50D20L | N50SL |
| 24 | 10 | 260 | 173 | 225 | 48D26R, 55D26R, 65D26R, 75D26R, 80D26R | N50, N50Z, NS70 |
| 24R | 11 | 260 | 173 | 225 | 48D26L, 55D26L, 65D26L, 75D26L, 80D26L | N50L, N50ZL, NS70L |
| 25 | 10 | 232 | 173 | 225 | 55D23R, 65D23R, 70D23R, 75D23R | |
| 27 | 10 | 306 | 173 | 225 | 65D31R, 75D31R, 95D31R | N70, N70B, NX120 |
| 27R | 11 | 306 | 173 | 225 | 65D31L, 75D31L, 95D31L | N70L, N70ZL, NX120-7L |
| 29H ^① | 10 | 410 | 176 | 234 | 95E41R, 105E41R, 115E41R, 130E41R, 95E41L, 105E41L, 115E41L, 130E41L | N100 |
| 35 | 11 | 232 | 173 | 225 | 55D23L, 65D23L, 70D23L, 75D23L | |
| 51 ^② | 10 | 238 | 135 | 227 | 46B24R, 50B24R, 55B24R, 32C24R | N40, NS60 |
| 51R ^② | 11 | 238 | 129 | 227 | 46B24L, 50B24L, 55B24L, 32C24L | N40L, NS60L |
| 151R | 28 | 188 | 125 | 225 | 44B19L (S) | |
| 4D | 8 | 505 508 | 182 222 | 257 257 | 115F51 ^③ , 145F51 ^③ , 150F51 ^③ , 170F51 ^③ 14G51, 165G51, 180G51, 195G51 | N120 ^③ NS150 ^③ |
| 8D | 8 | 521 | 278 | 270 | 190H52, 245H52 | N200 |
| N/A ^① | 11 | 194 | 126 | 224 | S34B20L - Toyota Prius: Remote Venting | |
| N/A | 10 | 165 | 124 | 218 | S34B24R - Honda Insight | |
| N/A | 11 | 248 | 127 | 190 | 46A24L - Mazda Miata: Remote Venting | |
| N/A | — | 167 | 127 | 227 | 28B17L, 34B17L, 28B17R, 34B17R | |
| N/A | — | 187 | 127 | 227 | 34B19L, 34B19R | |
| N/A | — | 197 | 129 | 227 | 38B20L, 38B20R | |
| N/A | — | 187 | 127 | 184 | 26A19L, 26A19R | |
| N/A | — | 187 | 127 | 187 | 26A19L, 26A19R, 28A19R, 32A19R | |
| N/A | — | 167 | 127 | 227 | 26B17L, 26B17R | |
| N/A | — | 187 | 127 | 227 | 28B19L, 28B19R | |
| N/A | — | 197 | 129 | 227 | 36B20L, 36B20R | |

- ① OEM post may be small diameter JIS size, connector change may be required.
- ② BCI designated Group 4D is 38 mm wider than JIS part. 4D will fit most JIS applications.
- ③ BCI Group 29H is 76 mm shorter in length than JIS designated part.

JIS Number Interpretation:

Example - 55D23R

- 55 - Performance Ranking
- D - Classification by battery width x container height
- 23 - Approximate battery length in mm when multiplied by 10
- R - Last letter designates polarity: R = standard (LHF), L = Reversed (RHF)
(LHF) - Left Hand Front Positive Termination

The information contained in this chart is deemed accurate and appropriate at the time of its publication. It represents our “best fit estimate” of the BCI group size to the JIS dimensional reference size. BCI provides this information as a service to the subscribers of the Data Book. While BCI strives for accuracy, it makes no promises or warranties regarding the accuracy or usefulness of this information and expressly disclaims any liability related to the use or reliability of the information contained in this chart. BCI, its officers, directors, employees, agents and its member affiliates cannot be held liable for the accuracy or use of this data.

BCI / DIN / EN REFERENCE CHART

EUROPEAN REFERENCE INFORMATION



GENERAL INFORMATION

| BCI GROUP NUMBER | BCI ASSEMBLY FIGURE | MAXIMUM DIMENSIONS (MM) | | | HOLDDOWN | LIFTING LEDGE | POSITIVE TERMINAL LOCATION | DIN CODE | | EN CODES |
|------------------|---------------------|-------------------------|-------|--------|----------|---------------|----------------------------|----------|-----|----------|
| | | LENGTH | WIDTH | HEIGHT | | | | | | |
| 40R | 15 | 278 | 175 | 175 | B1 | No | Right | T6 | LB3 | 66LB |
| 41 | 15 | 293 | 175 | 175 | B4 | No | Right | T65 | N/A | 54LB |
| 42 | 15 | 242 | 175 | 175 | B4 | No | Right | T5 | LB2 | 45LB |
| 47 | 24 | 242 | 175 | 190 | B3 | Yes | Right | H5 | L2 | 55L2 |
| 48 | 24 | 278 | 175 | 190 | B3 | Yes | Right | H6 | L3 | 66L3 |
| 49 | 24 | 354 | 175 | 190 | B3 | Yes | Right | H8 | L5 | 99L5 |
| 90 | 24 | 242 | 175 | 175 | B3 | Yes | Right | T5 | LB2 | 45LB |
| 91 | 24 | 278 | 175 | 175 | B3 | Yes | Right | T6 | LB3 | 66LB |
| 92 | 24 | 315 | 175 | 175 | B3 | Yes | Right | T7 | LB4 | 77LB |
| 93 | 24 | 354 | 175 | 175 | B3 | Yes | Right | T8 | LB5 | 88LB |
| 94R | 24 | 315 | 175 | 190 | B3 | Yes | Right | H7 | L4 | 77L4 |
| 95R | 24 | 394 | 175 | 190 | B3 | Yes | Right | H9 | L6 | |
| 97R | 15 | 252 | 175 | 190 | B4 | No | Right | H5 | L2 | 55L2 |
| 98R | 15 | 283 | 175 | 190 | B4 | No | Right | H6 | L3 | 66L3 |
| 99 | 34 | 207 | 175 | 175 | B1 | Yes | Left | T4 | LB1 | 36LB |
| 99R | 24 | 210 | 175 | 175 | B3 | Yes | Right | T4 | LB1 | 36LB |
| N/A | N/A | 175 | 175 | 190 | B3 | Yes | Right | H3 | L0 | 32L0 |
| N/A | N/A | 207 | 175 | 190 | B3 | Yes | Right | H4 | L1 | 45L1 |

CAUTION

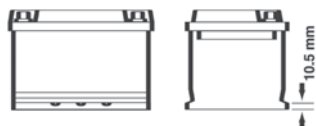
These are common holddown types but others may be used.

Holddown descriptions:

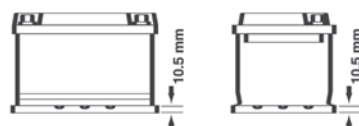
B1 = 10.5 mm high with 3 or 5 notches on sides only.

B3 = 10.5 mm high on sides with 3 or 5 notches on sides and 3 notches on ends.

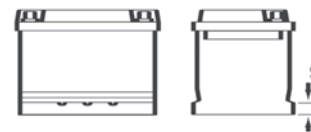
B4 = 19.0 mm high on sides only with 3 or 5 notches on sides only.



B1
Base holddown 10.5 mm
(on long sides)



B3
Base holddown 10.5 mm (on long
and short sides)



B4
Base holddown 19 mm (on long
sides)

This chart is provided for reference purposes only and is deemed accurate as of the printing of the Data book. BCI, its members, officers, directors agents and employees expressly deny any responsibility for the accuracy of the information provided. BCI disclaims any warranty, expressed or implied, for its accuracy. BCI also denies any liability for damages as a consequence of using this information.

Battery Replacement Data Application Guide

DISCLAIMER: The battery replacement data published in this guide has been obtained from Battery Council International. The information contained in this guide was the most current information available at the time of publication. The information is subject to change without notice from equipment manufacturers or field experience. Users should consult the most current edition of this application guide and their owner's manual. **The marketer and manufacturer expressly deny any responsibility for the accuracy provided.** While every effort has been made to accurately catalog the replacement battery information in this guide, any liability for damages as a consequence of using the information in this guide is expressly denied. Users should also attempt to obtain replacement battery data from the original equipment manufacturer's user manual or service department for their specific application.

PASSENGER CARS (1990 THROUGH 2010)

The application data on the following pages is based on the manufacturer's normal original equipment (O.E.) battery installation. It must be kept in mind that at the request of a larger user it is common in many 12-volt and 24-volt commercial systems to use 6-volt batteries connected in series where 12-volt batteries are normally used. As a consequence, it is desirable to check the original battery size and terminal arrangement before ordering. Also, some manufacturers will change battery sizes and terminal arrangements subject to availability at the time of manufacture or in the middle of a model year.

If the battery or batteries to be replaced have terminal and/or cell arrangements different from the standard arrangement for the battery size, be sure to specify exactly the arrangement desired. Also give complete details on all special sizes and/or terminal arrangements.

As some batteries are still being marketed with Amp/Hrs. ratings, an approximate equivalent cranking performance value can be obtained by taking 5-1/4 times the Amp/Hrs. rating.

BATTERY RATINGS

COLD CRANKING AMPS @ 0°F (CCA)

The primary function of the battery is to provide power to crank the engine during starting. This process requires a large discharge of amperes over a short period of time. Therefore, the cold cranking performance (CCA) rating is defined as **the discharge load in amperes which a new, fully charged battery at 0°F can deliver for 30 seconds and maintain a minimum voltage of 7.2 volts for a 12-volt battery, 3.6 volts for a 6-volt battery.** The cold cranking performance ratings listed in the application section of the guide are the minimum recommendation for each application. There is no warranty level or battery life expectancy expressed or implied by these ratings.

CRANKING AMPS @ 32°F (CA) or MARINE CRANKING AMPS @ 32°F (MCA)

The cranking performance rating is defined as the discharge load in amperes which a new, fully charged battery **at a temperature of 32°F** can deliver for 30 seconds and maintain a minimum voltage of 7.2 volts for a 12-volt battery or 3.6 volts for a 6-volt battery.

RESERVE CAPACITY (RC)

Another function of the battery is to provide emergency power for ignition, lights, etc., in the event of failure of the vehicle's battery recharging system. The reserve capacity rating is defined as **the number of minutes a new, fully charged battery at 80°F can be discharged at 25 amperes** and maintain a minimum voltage of 10.5 volts for a 12-volt battery or 5.25 volts for a 6-volt battery.

HEAT SHIELDS

Protective heat shields are being used around batteries with increasing frequency to protect them from premature failure due to high underhood temperatures. Failure to replace the heat shield after installation of a replacement battery may alter the fit, plus reduce its electrical performance and life.

BEST FIT ESTIMATE

Some equipment manufacturers do not provide complete replacement battery information. In some cases replacement battery size must be estimated using the best information available to guide the battery replacement data guide user. However, **the user is cautioned that the size stated is only an estimate.** Size and terminal post arrangements may vary from the original equipment manufacturer. Therefore, the user should obtain specific battery replacement size information from the owner's manual or from the dealer or equipment manufacturer. **Caution should always be exercised to assure proper cable hook-up and sufficient post clearance before closing the hood or battery cover.** Otherwise electrical system, and or vehicle damage, and/or **personal injury** could result.

HOW TO USE THIS APPLICATION GUIDE

This guide is intended to help select the proper battery or an alternate recommendation. The application section lists the **minimum** cold cranking amps @ 0°F and the recommended and optional replacement battery part numbers. The manufacturers are listed alphabetically. For Passenger Cars, Light Trucks and Vans, the applications are listed by year and engine size. The remaining vehicles and equipment are listed by model and/or engine numbers. To assure the proper replacement battery:

1. Find the correct manufacturer (make).
2. Select the correct model or engine.
3. Determine the year and/or model.
4. Read across to the part number and, if applicable, an optional part number.
5. Pay close attention to any footnoted information.

If you are specifying a battery to a customer who drives in extreme weather conditions and/or has a vehicle with many electrical options, **suggest a battery with more cold cranking amps than the minimum that is listed.** Batteries with more cold cranking amps will not harm the vehicle or equipment; however, batteries with fewer cold cranking amps may fail prematurely.

ABBREVIATIONS USED IN THIS GUIDE

| | | |
|-------------------------------------|---|---------------------------------|
| AC - Air Conditioning | Fed. - Federal | MFI - Multi-Port Fuel Injection |
| A-C - Allis Chalmers | Fig. - Figure | MT - Manual Transmission |
| Alt. - Altitude | Fl - Fuel Injection | No. - Number |
| AT - Automatic Transmission | Fla. - Florida | O.E. - Original Equipment |
| BCI - Battery Council International | FWD - Front Wheel Drive | OHC - Over Head Cam |
| Calif. - California | GM - General Motors | OHV - Over Head Valve |
| carb. - carburetor | GSE - Gas Starting Engine | opt. - optional |
| CAT. - Caterpillar | GVW - Gross Vehicle Weight | Pkg. - package |
| cc - cubic centimeter | HBL - Heated Back Light (rear window defrost) | PS - Power Steering |
| CA - Cranking Amps (32°F) | HD - Heavy Duty | PTO - Power Take Off |
| CCA - Cold Cranking Amps (0°F) | H.O. - High Output | RWD - Rear Wheel Drive |
| CFI - Central Fuel Injection | HP - Horsepower | S/C - Supercharged |
| comp.-compression | HSC - High Swirl Combustion | SEO - Special Electrical Option |
| Cont. - Continental | Htd - Heated | SHO - High Output |
| Conv. - Convertible | Htr - Heater | SOHC - Single Over Head Cam |
| cyl. - cylinder | IHC - International Harvester Co. | TBI - Throttle Body Injection |
| DD - Detroit Diesel | ind. - industrial | V - Venturi |
| DES - Direct Electric Start | Inj. - Injection | w/ - with |
| DIN - German Industry Standard | JD - John Deere | w/o - without |
| DOHC - Dual Over Head Cam | L - Liter | Wisc. - Wisconsin |
| Eng. - Engine | LPG - Liquefied Petroleum Gas | 2WD - 2 Wheel Drive |
| ex. - except | | 4WD - 4 Wheel Drive |

⚠️ DANGER/POISON



KEEP OUT OF THE REACH OF CHILDREN.
DO NOT TIP. KEEP VENT CAPS TIGHT AND LEVEL.
DO NOT OPEN FLUSH COVER BATTERIES.

DANGER EXPLOSIVE GASES

Cigarettes, flames or sparks could cause battery to explode. Always shield eyes and face from battery. Do not charge or use booster cables or adjust post connections without proper instruction and training.
KEEP VENT CAPS TIGHT AND LEVEL.

POISON CAUSES SEVERE BURNS

Contains sulfuric acid. Avoid contact with skin, eyes or clothing. In event of accident flush with water and call a physician immediately.
KEEP OUT OF REACH OF CHILDREN.

CALIFORNIA PROPOSITION 65 WARNING

Batteries, battery posts, terminals and related accessories contain lead and lead compounds, and other chemicals known to the state of California to cause cancer and birth defects or other reproductive harm. **Wash hands after handling.**

DO NOT INHALE SULFURIC ACID MIST

DANGER OF EXPLODING BATTERIES

Batteries contain sulfuric acid and produce explosive mixtures of hydrogen and oxygen. Because self-discharge action generates hydrogen gas even when the battery is not in operation, make sure batteries are stored and worked on in a well-ventilated area. **ALWAYS wear safety glasses and a face shield** when working on or near batteries. When working with batteries:

- **Always wear proper eye, face and hand protection.**
- Keep all sparks, flames and cigarettes away from the battery.
- Do not attempt to open a flush cover battery.
- **Never lean over battery** while boosting, testing or charging.
- Cover vent caps with a damp cloth to minimize gas seepage.
- Make sure work area is well ventilated.
- **Do not remove or damage vent caps.**
- **Do not breathe acid mist.**

SAFE BATTERY INSTALLATION

To assure safe installation and proper operation, follow these installation procedures:

- **Always wear proper eye, face and hand protection.**
- **Disconnect ground cable first** (this is usually the negative cable; however, older vehicles may have a positive ground).
- Remove old battery – note position of positive (+) terminal and negative (–) terminal. **Mark the cables for correct connection to new battery.**
- Clean terminals and cable connections with a wire brush. Broken connections or frayed or cut cables should be replaced.
- Install the new battery in the same position as the old one. **Be sure to secure it with the hold-down assembly.**
- Make sure the terminals do not touch any metal mounting, engine or body parts.
- Connect cables tightly. **Connect ground cable last to avoid sparks and explosion.**

SAFE CHARGING

Before beginning the charging operation, read and follow the instructions that come with the charger.

Never attempt to charge a battery without first reviewing the instructions for the charger being used.

In addition to the charger manufacturer's instructions, these general precautions should be followed:

- Always charge batteries in a well-ventilated area and **wear proper eye protection.**
- Turn the charger and timer "OFF" before connecting the leads to the battery **to avoid dangerous sparks.**
- To avoid an explosion, never try to charge a visibly damaged or frozen battery.
- Connect the charger leads to the battery; red positive (+) lead to the positive (+) terminal and black negative (–) lead to the negative (–) terminal. If the battery is still in the vehicle, connect the negative lead to the engine block, away from the battery, to serve as a ground. (If the vehicle is positive grounded, connect the positive lead to the engine block.)

SAFE CHARGING (continued)

- Make sure that the leads to the connections are tight.
- Set the timer, turn the charger on and slowly increase the charging rate until the desired ampere value is reached.
- If the battery becomes hot or if violent gassing or spewing of electrolyte occurs, reduce the charging rate or temporarily halt the charger.
- Always turn the charger “OFF” before removing charger leads from the battery **to avoid dangerous sparks.**

HANDLING BATTERY ACID

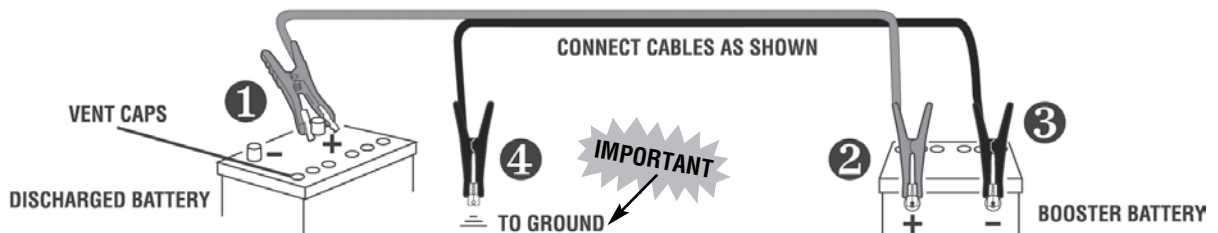
Battery acid, or electrolyte, is a solution of sulfuric acid and water that can destroy clothing and burn the skin. Use extreme caution when handling electrolyte and keep an acid neutralizing solution - such as baking soda or household ammonia mixed with water - readily available. When handling batteries:

- **Always wear proper eye, face and hand protection.**
- If the electrolyte is splashed into an eye, immediately force the eye open and flood it with clean, cool water for at least 15 minutes. Get prompt medical attention.
- If electrolyte is taken internally, drink large quantities of water or milk. **DO NOT** induce vomiting. Call a physician immediately.
- Neutralize with baking soda any electrolyte that spills on a vehicle or in the work area. After neutralizing, rinse contaminated area clean with water.

Mixing acid can be very dangerous! Do not attempt without proper training. To prepare electrolyte of a specific gravity, always pour the concentrated acid slowly into the water; **DO NOT pour water into the acid.** Always stir the water while adding small amounts of acid. If noticeable heat develops, allow the solution to cool before continuing to add acid.

SAFE BOOSTER CABLE OPERATION

When jump starting, **always wear proper eye protection and never lean over battery.** Do not jump start a damaged battery, inspect both batteries before connecting booster cable. **Be sure vent caps are tight and level,** place a damp cloth over the vent caps of both batteries. Make certain that the vehicles and cable ends are not touching and both ignition switches are turned to the “OFF” position:

***Jump Starting Diagram*****PROTECT YOUR EYES!**

**IMPORTANT! Connect to a ground,
away from battery...away from
moving fan and gas lines.**

1. Connect positive (+) booster cable to positive (+) terminal of discharged battery.
2. Connect other end of positive (+) cable to positive (+) terminal of assisting battery.
3. Connect negative (-) cable to negative (-) terminal of assisting battery.
4. **MAKE FINAL CONNECTION OF NEGATIVE (-) CABLE TO ENGINE BLOCK OF STALLED VEHICLE, AWAY FROM BATTERY.**
5. Start vehicle and remove cables in REVERSE order of connections.

APPLICATION SECTION

Cat® Equipment

The application battery data on the following pages is based on the manufacturer's normal original equipment (O.E.) battery installation. It must be kept in mind that at the request of a larger user it is common in many 12-volt and 24-volt commercial systems to use 6-volt batteries connected in series where 12-volt batteries are normally used. As a consequence, it is desirable to check the original battery size and terminal arrangement before ordering. Also, some manufacturers will change battery sizes and terminal arrangements in the middle of a model year.



If the battery or batteries to be replaced have terminal and/or cell arrangements different from the standard arrangement for the battery size, be sure to specify exactly the arrangement desired. Also give complete details on all special sizes and/or terminal arrangements.

As some batteries are still being marketed with Amp/Hrs. ratings, an approximate equivalent cranking performance value can be obtained by taking 5-1/4 times the Amps/Hrs. rating.

Cat® Equipment

IMPORTANT NOTE: BATTERIES CAN EXPLODE! Always wear safety glasses AND shield eyes when working around batteries. Always check for proper polarity and sufficient terminal clearance BEFORE final installation to avoid dangerous sparks, potential explosion, possible severe personal injury and/or expensive electrical system and/or vehicle/equipment damage or fire.

| EQUIPMENT TYPE YEAR / MODEL | O.E. BCI NO. | CCA @ 0° F | Notes | PREMIUM HIGH OUTPUT | | | | GENERAL SERVICE LINE | | | |
|---|--------------------|------------------|-----------|---------------------|-------------|-------------|-------------|----------------------|--------------|-------------|-------------|
| | | | | Option 1 | Option 2 | Option 3 | Option 4 | Option 1 | Option 2 | Option 3 | Option 4 |
| Articulated Trucks | | | | | | | | | | | |
| AP 1000 | 4D | 1000 | {163,166} | 153-5710 | — | — | — | — | — | — | — |
| AP 200B | 31P | 750 | {163,166} | — | — | — | — | 127-0826{29} | 127-0824{29} | — | — |
| D20, D250D | 31P | 750 | | — | — | — | — | 127-0826{29} | 127-0824{29} | — | — |
| D25, D30, D35, D40, D250 | 4D | 950 | | 153-5710 | 153-5700 | 9X9730 | 9X-9720 | — | — | — | — |
| D25D, D30D, D350E, D400E, D250E, D300E | 31T | 900 | | 175-4390 | 115-2422 | 115-2421 | — | — | — | — | — |
| D44, D50, D550, D650 | 8D | 1250 | | 153-5720 | 101-4000 | 153-5710 | 9X9730 | 8C-3624 | 250-0473 | — | — |
| D300, D300D, D350, D400 | 4D | 1000 | | 153-5710 | — | — | — | — | — | — | — |
| Asphalt Pavers | | | | | | | | | | | |
| 2004-02 AP 1050 B | 4D | 950 | | 153-5710 | 153-5700 | 9X9730 | 9X-9720 | — | — | — | — |
| 2004-02 AP 1055 B | 31T | 950 | {15} | 175-4390 | 115-2422 | 115-2421 | — | — | — | — | — |
| Backhoe Loaders | | | | | | | | | | | |
| 2008-07 416E, 420E, 430E, 446E, E Series | 31T | 950 | {15} | 175-4390 | 115-2422 | 115-2421 | — | — | — | — | — |
| 2008-07 E Series | 31T | 950 | {15} | 175-4390 | 115-2422 | 115-2421 | — | — | — | — | — |
| 2007-02 BG - 240 C, BG - 260 C, BG 225 C, BG 245 C | 31T | 950 | {15} | 175-4390 | 115-2422 | 115-2421 | — | — | — | — | — |
| 2004-02 12 H Global, 446 D | 31T | 750 | {15} | 175-4390 | 175-4370 | 115-2422 | 115-2421 | — | — | — | — |
| 2004-02 135 H Global, 14 H Global, 143 H, 16 H Global, 160 H Global | 4D | 950 | {15} | 153-5710 | 153-5700 | 9X9730 | 9X-9720 | — | — | — | — |
| 2004-02 140 H Global | 31T | 700 | {15} | 175-4390 | 175-4370 | 115-2422 | 115-2421 | — | — | — | — |
| 2004-02 163 H Global, 24 H, 345 BL - Series 2 - VHO, 365 B - L Series 2, 385 B, 385 BL, 5130 BME, 5230 B | 4D | 1300 | {15} | 153-5710 | — | — | — | — | — | — | — |
| 2004-02 301.6, 301.8 | 58 | 500 | | 175-4280 | — | — | — | 8C-3612 | — | — | — |
| 2004-02 302.5 | 74 | 650 | | 153-5660 | — | — | — | 7X-6100 | 250-0486 | 127-0826 | 127-0824 |
| 2004-02 303 CR, 304 CR, 305 CR, CB 224 E, CB 225 E | 24 | 650 | | — | — | — | — | 127-0826 | 127-0824 | — | — |
| 2004-02 307 C SB, 308 C - CR, 314 C - LRC, CB 6340, CP 443 E, CP 553 E, CP 563 E, CS 323 C, CS 423 E, CS 433 E, CS 533 E, CS 563 E, CS 573 E, CS 583 E, CS 683 E | 31T | 750 | | 175-4390 | 175-4370 | 115-2422 | 115-2421 | — | — | — | — |

{15} Two batteries required. For best results, replace both.

{29} Battery hold-down may need to be replaced and/or modified. Battery cable replacement may be necessary.

{163} Direct electric start. {166} 24-Volt.

Premium High Output batteries should be your first choice for all earth moving applications. Option 1 in each category is the preferred size.

IMPORTANT NOTE: BATTERIES CAN EXPLODE! Always wear safety glasses AND shield eyes when working around batteries. Always check for proper polarity and sufficient terminal clearance BEFORE final installation to avoid dangerous sparks, potential explosion, possible severe personal injury and/or expensive electrical system and/or vehicle/equipment damage or fire.

| EQUIPMENT TYPE YEAR / MODEL | O.E. BCI NO. | CCA @ ° F | Notes | PREMIUM HIGH OUTPUT | | | | GENERAL SERVICE LINE | | | | |
|---|--------------------|-----------------|-------|---------------------|-------------|-------------|-------------|----------------------|--------------|-------------|-------------|---|
| | | | | Option 1 | Option 2 | Option 3 | Option 4 | Option 1 | Option 2 | Option 3 | Option 4 | |
| Backhoe Loaders (Continued) | | | | | | | | | | | | |
| 2004-02 311 C Utility, 312 C - L | 31T | 900 | | 175-4390 | 115-2422 | 115-2421 | — | — | — | — | — | — |
| 2004-02 416 D (Center Pivot), 430 D, BG - 230, BG 2455 C | 31T | 950 | {15} | 175-4390 | 115-2422 | 115-2421 | — | — | — | — | — | — |
| 2004-02 420 D | 31T | 950 | | 175-4390 | 115-2422 | 115-2421 | — | — | — | — | — | — |
| 2004-02 420 DIT, 430 DIT, 535 B | 31T | 1000 | {15} | — | — | — | — | — | — | — | — | — |
| 2004-02 446 D | 31T | 750 | {15} | 175-4390 | 175-4370 | 115-2422 | 115-2421 | — | — | — | — | — |
| 2004-02 527 | 4D | 1000 | {15} | 153-5710 | — | — | — | — | — | — | — | — |
| 2004-02 533, 563, 573, 583, 663, 683 E | 31T | 750 | | 175-4390 | 175-4370 | 115-2422 | 115-2421 | — | — | — | — | — |
| 2004-02 80G | 31T | 750 | | 175-4390 | 175-4370 | 115-2422 | 115-2421 | — | — | — | — | — |
| 2004-02 CB 334 E, CB 335 E, CB 434 D, CB 534 D, CB 534 D - XW | 31T | 950 | | 175-4390 | 115-2422 | 115-2421 | — | — | — | — | — | — |
| 2004 330 C - L Large - 345 BL - Series | 4D | 1300 | {15} | 153-5710 | — | — | — | — | — | — | — | — |
| 2004 CP 663 E, CS 663 E | 31T | 750 | | 175-4390 | 175-4370 | 115-2422 | 115-2421 | — | — | — | — | — |
| 416, 426, 428, 436, 438, 446, 446B | 31P | 700 | | — | — | — | — | 127-0826{29} | 127-0824{29} | — | — | — |
| 428C, 436C, 438C | 31P | 750 | | — | — | — | — | 127-0826{29} | 127-0824{29} | — | — | — |
| Coal | | | | | | | | | | | | |
| 2007-05 637 E Series 2 | 4D | 1000 | {15} | 153-5710 | — | — | — | — | — | — | — | — |
| Cold Planers | | | | | | | | | | | | |
| 2007-05 PM 565 B | 8D | 1465 | {15} | 153-5720 | — | — | — | 250-0473 | — | — | — | — |
| Combines | | | | | | | | | | | | |
| 450, 460, 465, 480, 485 | 4D | 950 | | 153-5710 | 153-5700 | 9X9730 | 9X-9720 | — | — | — | — | — |
| Lexion | | | | | | | | | | | | |
| 2010-08 570 - Straw | 4D | 1100 | | 153-5710 | — | — | — | — | — | — | — | — |
| 2010-05 560R, 570R, 575R, 580R, 585R, 590R, 595R | 4D | 1100 | | 153-5710 | — | — | — | — | — | — | — | — |
| 2007-06 560, 570 - Straw | 4D | 1100 | | 153-5710 | — | — | — | — | — | — | — | — |
| 2005-04 560 - Straw | 4D | 1100 | | 153-5710 | — | — | — | — | — | — | — | — |
| 2004 450, 460, 460R, 470R, 475R, 480R, 485R, 560R | 4D | 1100 | | 153-5710 | — | — | — | — | — | — | — | — |
| 2004 570R, 575R, 580R, 590R | 4D | 1100 | | 153-5710 | — | — | — | — | — | — | — | — |
| 2003 450, 460, 460R, 470R, 475R, 480R, 485R | 4D | 1100 | | 153-5710 | — | — | — | — | — | — | — | — |
| 2002 450, 460, 460R, 465, 470R, 475R, 480R, 485R | 4D | 1100 | | 153-5710 | — | — | — | — | — | — | — | — |
| 2001 160, 450, 465, 470, 475, 480, 485R | 4D | 1100 | | 153-5710 | — | — | — | — | — | — | — | — |
| Compactors | | | | | | | | | | | | |
| 2008-07 825H, 826H | 31T | 750 | {148} | 175-4390 | 175-4370 | 115-2422 | 115-2421 | — | — | — | — | — |
| 2007-05 815F | 4D | 1000 | {15} | 153-5710 | — | — | — | — | — | — | — | — |
| 2007-05 825 G Series 2, 826 G Series 2 | 31T | 750 | {148} | 175-4390 | 175-4370 | 115-2422 | 115-2421 | — | — | — | — | — |

{15} Two batteries required. For best results, replace both. {17} Watch polarity and clearance! Vehicle could have reverse terminal battery.
 {29} Battery hold-down may need to be replaced and/or modified. Battery cable replacement may be necessary.
 {31} Replacement battery is longer and wider than OE. Hold-down and/or tray replacement may be necessary.
 {70} Two, Three or Four batteries required. For best results, replace all. {147} 1 Battery - Dual Battery Opt.
 {148} Two or more batteries required. For best results, replace all. {163} Direct electric start.
 {166} 24-Volt. {183} Special European size required.

Premium High Output batteries should be your first choice for all earth moving applications. Option 1 in each category is the preferred size.

IMPORTANT NOTE: BATTERIES CAN EXPLODE! Always wear safety glasses AND shield eyes when working around batteries. Always check for proper polarity and sufficient terminal clearance BEFORE final installation to avoid dangerous sparks, potential explosion, possible severe personal injury and/or expensive electrical system and/or vehicle/equipment damage or fire.

| EQUIPMENT TYPE YEAR / MODEL | O.E. BCI NO. | CCA @ ° F | Notes | PREMIUM HIGH OUTPUT | | | | GENERAL SERVICE LINE | | | | |
|--|--------------------|-----------------|--------------|---------------------|-------------|-------------|-------------|----------------------|--------------|-------------|-------------|--|
| | | | | Option 1 | Option 2 | Option 3 | Option 4 | Option 1 | Option 2 | Option 3 | Option 4 | |
| Early Model Tractor | | | | | | | | | | | | |
| 1961-60 DW15, DW20, DW21 | 24 | 320 | | 153-5656 | — | — | — | 8C-3600 | 3T-5857 | 250-0489 | 250-0486 | |
| 1961-58 600 Series - Optional | 8D | 950 | {147} | 153-5720 | 101-4000 | 153-5710 | 153-5700 | 8C-3624 | 250-0473 | — | — | |
| 1961-58 600 Series except Electric Start | 24 | 400 | {147} | 153-5656 | — | — | — | 8C-3600 | 3T-5857 | 250-0489 | 250-0486 | |
| 1961-58 613, 619 6V, DW15, DW20, DW21 - Electric Start | 2 | 630 | | 153-5690 | — | — | — | 8C-3629 | 8C-3617 | — | — | |
| 1961-58 619 12V, 630 - Electric Start | 4D | 850 | | 153-5710 | 153-5700 | 9X9730 | 9X-9720 | 8C-3623 | — | — | — | |
| 1959-46 DW10, DW15, DW20, DW21 | 2 | 630 | | 153-5690 | — | — | — | 8C-3629 | 8C-3617 | — | — | |
| 1957-56 DW15, DW20, DW21 - Electric Start | 3EE | 320 | {15} | — | — | — | — | 8C-3620 | 250-0488{31} | — | — | |
| Equipment | | | | | | | | | | | | |
| 2007-05 Large - 988 G | 31T | 750 | {148} | 175-4390 | 175-4370 | 115-2422 | 115-2421 | — | — | — | — | |
| 2007-05 Medium 320 C - L | 31T | 750 | {15} | 175-4390 | 175-4370 | 115-2422 | 115-2421 | — | — | — | — | |
| 2007-05 PF 300 B | 31T | 950 | {15} | 175-4390 | 115-2422 | 115-2421 | — | — | — | — | — | |
| 2007-05 TT 14 G | 31T | 900 | | 175-4390 | 115-2422 | 115-2421 | — | — | — | — | — | |
| 2004-03 525 B | 31T | 1000 | {15} | — | — | — | — | — | — | — | — | |
| Excavators | | | | | | | | | | | | |
| 2008-05 315, 318, 320, 322, 325, C - L, | 31T | 750 | {15} | 175-4390 | 175-4370 | 115-2422 | 115-2421 | — | — | — | — | |
| 2008-05 321 C - LCR | 31T | 750 | {15} | 175-4390 | 175-4370 | 115-2422 | 115-2421 | — | — | — | — | |
| 2008 320, 325 D - L | 31T | 750 | {15} | 175-4390 | 175-4370 | 115-2422 | 115-2421 | — | — | — | — | |
| 2007-05 315 C - L, 318 C L, 320 C - L, 321 C - LCR, 322 C - L, 325 C - L | 31T | 750 | {15} | 175-4390 | 175-4370 | 115-2422 | 115-2421 | — | — | — | — | |
| 205, 206 | NA | 395 | {183} | — | — | — | — | — | — | — | — | |
| 211, 212, 213, 214, 224 | NA | 490 | {183} | — | — | — | — | — | — | — | — | |
| 215, 225, 227, 229 | 2 | 660 | {17,163,166} | 153-5690 | — | — | — | 8C-3629 | 8C-3617 | — | — | |
| 215, 225, 227, 229 - Optional | 29H | 625 | {15,163,166} | — | — | — | — | 8C-3627 | — | — | — | |
| | 4D | 950 | {15,163,166} | 153-5710 | 153-5700 | 9X9730 | 9X-9720 | — | — | — | — | |
| 231D | 31P | 750 | {15,163,166} | — | — | — | — | 127-0826{29} | 127-0826{29} | — | — | |
| 235, 235D, 245 | 4D | 1000 | {15,163,166} | 153-5710 | — | — | — | — | — | — | — | |
| 235, 235D, 245 - Optional | 8D | 1250 | {15,163,166} | 153-5720 | 101-4000 | 153-5710 | 9X9730 | 8C-3624 | 250-0473 | — | — | |
| 235C, 5080, 5080FS, 5130BFS | 4D | 1300 | {15} | 153-5710 | — | — | — | — | — | — | — | |
| 245D | 8D | 1250 | {15,163,166} | 153-5720 | 101-4000 | 153-5710 | 9X9730 | 8C-3624 | 250-0473 | — | — | |
| 301.5 | 58 | 560 | | — | — | — | — | 8C-3612 | — | — | — | |
| 302.5 | 74 | 650 | | 153-5660 | — | — | — | 7X-6100 | 250-0486 | 127-0826 | 127-0824 | |
| 307B, 307SB, 311, 311B, 312, 312B, 312BL, 315B, 315BL, 320, 320B, 320BL, 320L, 320N, 322B, 322BL, 325, 325L, 325LN, 325N, 330, 330BL, 300L, 345BL, 330LN, 350MH, 5230BME, 5230BS, 5230: DES 24-volt, M3 | 31P | 750 | {15} | — | — | — | — | 127-0826{29} | 127-082 | — | — | |
| 350, 350L, 5130 | 4D | 1000 | {15,163,166} | 153-5710 | — | — | — | — | — | — | — | |
| 375, 375L | 8D | 1250 | {15,163,166} | 153-5720 | 101-4000 | 153-5710 | 9X9730 | 8C-3624 | 250-0473 | — | — | |
| 5130BME | 4D | 1300 | {15} | 153-5710 | — | — | — | — | — | — | — | |
| 5230 | 31P | 750 | {15} | — | — | — | — | 127-0826{29} | 127-0824{29} | — | — | |

Premium High Output batteries should be your first choice for all earth moving applications. Option 1 in each category is the preferred size.

IMPORTANT NOTE: BATTERIES CAN EXPLODE! Always wear safety glasses AND shield eyes when working around batteries. Always check for proper polarity and sufficient terminal clearance BEFORE final installation to avoid dangerous sparks, potential explosion, possible severe personal injury and/or expensive electrical system and/or vehicle/equipment damage or fire.

| EQUIPMENT TYPE YEAR / MODEL | O.E. BCI NO. | CCA @ ° F | Notes | PREMIUM HIGH OUTPUT | | | | GENERAL SERVICE LINE | | | | |
|--|--------------------|-----------------|--------------|---------------------|-------------|-------------|-------------|----------------------|--------------|--------------|-------------|--|
| | | | | Option 1 | Option 2 | Option 3 | Option 4 | Option 1 | Option 2 | Option 3 | Option 4 | |
| E Series | | | | | | | | | | | | |
| E110, E120, E140, E180, E200, E240 | 4D | 950 | {15,163,166} | 153-5710 | 153-5700 | 9X9730 | 9X-9720 | — | — | — | — | |
| E300, E450 | 4D | 950 | {15,163,166} | 153-5710 | 153-5700 | 9X9730 | 9X-9720 | — | — | — | — | |
| E650 | 8D | 1250 | {15,163,166} | 153-5720 | 101-4000 | 153-5710 | 9X9730 | 8C-3624 | 250-0473 | — | — | |
| E70 | 29H | 625 | {15,163,166} | — | — | — | — | 8C-3627 | — | — | — | |
| E70B, E110B, E120B, E240C, EL240C | 31P | 750 | {15,163,166} | — | — | — | — | 127-0826{29} | 127-0824{29} | — | — | |
| Farm Tractors | | | | | | | | | | | | |
| 2002-00 CHALLENGER 55 | 31T | 750 | {15,21} | 175-4390 | 175-4370 | 115-2422 | 115-2421 | — | — | — | — | |
| 2002-00 CHALLENGER 65 | 31T | 700 | {21,181} | 175-4390 | 175-4370 | 115-2422 | 115-2421 | — | — | — | — | |
| 2002-00 Challenger 75 | 31T | 700 | {21,173} | 175-4390 | 175-4370 | 115-2422 | 115-2421 | — | — | — | — | |
| 2000-98 Challenger 65E, Challenger 75E, Challenger 85C | 31P | 950 | {15,162} | — | — | — | — | 127-0824{29} | — | — | — | |
| 2000-98 Challenger 95D, Challenger 95E | 31P | 950 | {15,162} | — | — | — | — | 127-0824{29} | — | — | — | |
| 1999-98 Challenger 65D | 31P | 750 | {15,162} | — | — | — | — | 127-0826{29} | 127-0824{29} | — | — | |
| 1999-96 Challenger, Challenger 35, Challenger 45 | 31P | 750 | {15,162} | — | — | — | — | 127-0826{29} | 127-0824{29} | — | — | |
| 1999-96 Challenger 55, Challenger 65, Challenger 65B | 31P | 750 | {15,162} | — | — | — | — | 127-0826{29} | 127-0824{29} | — | — | |
| 1999-96 Challenger 75, Challenger 75B | 31P | 700 | {70,162} | — | — | — | — | 127-0826{29} | 127-0824{29} | — | — | |
| 1997-96 Challenger 65C, Challenger 65D, Challenger 70C | 31P | 750 | {15,162} | — | — | — | — | 127-0826{29} | 127-0824{29} | — | — | |
| 1997-95 Challenger 75C, Challenger 75D | 31P | 900 | {15,162} | — | — | — | — | 127-0826{29} | — | — | — | |
| 1997-91 Challenger 95D, Challenger 95E | 31T | 950 | {15,162} | 175-4390 | 115-2422 | 115-2421 | — | — | — | — | — | |
| 1995-94 Challenger 75, Challenger 75B | 31T | 700 | {162,173} | 175-4390 | 175-4370 | 115-2422 | 115-2421 | — | — | — | — | |
| 1995-91 Challenger 65C, Challenger 70C | 31P | 750 | {15,162} | — | — | — | — | 127-0826{29} | 127-0824{29} | — | — | |
| 1995-91 Challenger 65D | 31T | 750 | {15,162} | 175-4390 | 175-4370 | 115-2422 | 115-2421 | — | — | — | — | |
| 1993-91 Challenger 75B | 31T | 700 | {162,173} | 175-4390 | 175-4370 | 115-2422 | 115-2421 | — | — | — | — | |
| Feller Bunchers | | | | | | | | | | | | |
| FB219 | 29H | 625 | {15,163,166} | — | — | — | — | 8C-3627 | — | — | — | |
| FB508, FB518 | 31P | 700 | {15,163,166} | — | — | — | — | 127-0826{29} | 127-0824{29} | — | — | |
| FB519 | 30H | 625 | {15,163,166} | — | — | — | — | 8C-3627 | 127-0826{29} | 127-0824{29} | — | |
| Forest Machines | | | | | | | | | | | | |
| 325BLL, 330BLL, 539 | 31T | 750 | {15} | 175-4390 | 175-4370 | 115-2422 | 115-2421 | — | — | — | — | |
| 550, 554, 570, 574, 580 | 31T | 900 | {15} | 175-4390 | 115-2422 | 115-2421 | — | — | — | — | — | |
| Hydraulic Excavators | | | | | | | | | | | | |
| 2007-05 IT 28G | 31T | 950 | {15} | 175-4390 | 115-2422 | 115-2421 | — | — | — | — | — | |
| 2007-05 IT 28G WHA | 31T | 750 | {15} | 175-4390 | 175-4370 | 115-2422 | 115-2421 | — | — | — | — | |

{15} Two batteries required. For best results, replace both. {21} OE battery has special terminals. Cable change is necessary.

{29} Battery hold-down may need to be replaced and/or modified. Battery cable replacement may be necessary.

{70} Two, Three or Four batteries required. For best results, replace all.

{162} Group 31 O.E. battery has non-standard SAE terminal locations and may require cable modifications.

{163} Direct electric start. {166} 24-Volt. {173} Requires 4 batteries. {181} Requires 3 batteries.

Premium High Output batteries should be your first choice for all earth moving applications. Option 1 in each category is the preferred size.

IMPORTANT NOTE: BATTERIES CAN EXPLODE! Always wear safety glasses AND shield eyes when working around batteries. Always check for proper polarity and sufficient terminal clearance BEFORE final installation to avoid dangerous sparks, potential explosion, possible severe personal injury and/or expensive electrical system and/or vehicle/equipment damage or fire.

| EQUIPMENT TYPE YEAR / MODEL | O.E. BCI NO. | CCA @ ° F | Notes | PREMIUM HIGH OUTPUT | | | | GENERAL SERVICE LINE | | | |
|--|--------------------|-----------------|--------------|---------------------|-------------|-------------|-------------|----------------------|--------------|-------------|-------------|
| | | | | Option 1 | Option 2 | Option 3 | Option 4 | Option 1 | Option 2 | Option 3 | Option 4 |
| Hydraulic Excavators (Continued) | | | | | | | | | | | |
| 2007-05 IT 38G WHA | 31T | 900 | {15} | 175-4390 | 115-2422 | 115-2421 | — | — | — | — | — |
| 2004-03 301.5 | 58 | 500 | | 175-4280 | — | — | — | 8C-3612 | — | — | — |
| 2004-03 IT 38G Series 2 | 31T | 950 | {15} | 175-4390 | 115-2422 | 115-2421 | — | — | — | — | — |
| Integrated Tool Carriers | | | | | | | | | | | |
| 2004-02 IT 62G 2 | 31T | 950 | {15} | 175-4390 | 115-2422 | 115-2421 | — | — | — | — | — |
| 2004-02 Large - 963 C | 31T | 750 | {15} | 175-4390 | 175-4370 | 115-2422 | 115-2421 | — | — | — | — |
| IT-12, IT-14, IT-12F, IT-14F, IT-18F, IT-28G, IT38G | 31P | 700 | {15,163,166} | — | — | — | — | 127-0826{29} | 127-0824{29} | — | — |
| IT-18, IT-20, IT-28 | 31P | 750 | {15,163,166} | — | — | — | — | 127-0826{29} | 127-0824{29} | — | — |
| IT-24F, IT-14G | 31T | 950 | | 175-4390 | 115-2422 | 115-2421 | — | — | — | — | — |
| IT-28F | 31P | 900 | {15,163,166} | — | — | — | — | 127-0824{29} | — | — | — |
| Landfill & Soil Compactors | | | | | | | | | | | |
| 2007-05 816 F | 4D | 1000 | {15} | 153-5710 | — | — | — | — | — | — | — |
| 815F, 816 | 4D | 950 | | 153-5710 | 153-5700 | 9X9730 | 9X-9720 | — | — | — | — |
| 825G, 826G, 836 | 31T | 750 | | 175-4390 | 175-4370 | 115-2422 | 115-2421 | — | — | — | — |
| Large Mass Excavation | | | | | | | | | | | |
| 2004-02 375 L - ME | 4D | 1300 | {15} | 153-5710 | — | — | — | — | — | — | — |
| Lift Trucks | | | | | | | | | | | |
| 1986-80 540S, 600S, 670S - Early Model | 2 | 660 | | 153-5690 | — | — | — | 8C-3629 | 8C-3617 | — | — |
| 1986-80 540S, 600S, 670S - Late Model | 24 | 425 | | 153-5656 | — | — | — | 8C-3600 | 3T-5857 | 250-0489 | 250-0486 |
| 12RH, 16RH | 60 | 405 | | — | — | — | — | 3T-5857{29} | 3T-5858{29} | — | — |
| 350 From S.N. 350610037 | 24 | 425 | | 153-5656 | — | — | — | 8C-3600 | 3T-5857 | 250-0489 | 250-0486 |
| 350 To S.N. 350610036 | 2 | 660 | | 153-5690 | — | — | — | 8C-3629 | 8C-3617 | — | — |
| 350S, 351S, 391, 392S | 24 | 425 | | 153-5656 | — | — | — | 8C-3600 | 3T-5857 | 250-0489 | 250-0486 |
| 390 From S.N. 3905473 | 1 | 575 | | — | — | — | — | 8C-3617 | — | — | — |
| 390 To S.N. 3905472 | 2 | 660 | | 153-5690 | — | — | — | 8C-3629 | 8C-3617 | — | — |
| 400P, 410, 411, 440, 441 | 2 | 660 | | 153-5690 | — | — | — | 8C-3629 | 8C-3617 | — | — |
| 420, 460, 480P, 500, 500P - Early Model | 2 | 660 | | 153-5690 | — | — | — | 8C-3629 | 8C-3617 | — | — |
| 420, 460, 480P, 500, 500P - Late Model | 60 | 405 | | — | — | — | — | 3T-5857{29} | 3T-5858{29} | — | — |
| 421, 422S, 461, 462S, 501, 502P, 502S | 24 | 425 | | 153-5656 | — | — | — | 8C-3600 | 3T-5857 | 250-0489 | 250-0486 |
| 510P - Early Model | 24 | 425 | | 153-5656 | — | — | — | 8C-3600 | 3T-5857 | 250-0489 | 250-0486 |
| 510P - Late Model | 29H | 625 | | — | — | — | — | 8C-3627 | — | — | — |
| 540D | 4D | 950 | | 153-5710 | 153-5700 | 9X9730 | 9X-9720 | — | — | — | — |
| 590S, 600, 601P, 750S, 760P, 850S, 860P | 24 | 425 | | 153-5656 | — | — | — | 8C-3600 | 3T-5857 | 250-0489 | 250-0486 |
| 600D, 670D, 680D | 4D | 950 | | 153-5710 | 153-5700 | 9X9730 | 9X-9720 | — | — | — | — |
| 680P - Late Model | 24 | 425 | | 153-5656 | — | — | — | 8C-3600 | 3T-5857 | 250-0489 | 250-0486 |
| 680P, 900 - Early Model | 2 | 660 | | 153-5690 | — | — | — | 8C-3629 | 8C-3617 | — | — |
| 950S, 960S | 24 | 425 | | 153-5656 | — | — | — | 8C-3600 | 3T-5857 | 250-0489 | 250-0486 |
| A-10, A-12, A-15, A-16, A-17, A-18, A-19 | 60 | 405 | | — | — | — | — | 3T-5857{29} | 3T-5858{29} | — | — |
| A-20, A-21, A-22, A-23, A-24 | 60 | 405 | | — | — | — | — | 3T-5857{29} | 3T-5858{29} | — | — |
| AH-40 thru AH-60 | 8D | 1250 | | 153-5720 | 101-4000 | 153-5710 | 9X9730 | 8C-3624 | 250-0473 | — | — |
| AH-40 thru AH-60 - IHC engine | 1 | 575 | | — | — | — | — | 8C-3617 | — | — | — |

Premium High Output batteries should be your first choice for all earth moving applications. Option 1 in each category is the preferred size.

IMPORTANT NOTE: BATTERIES CAN EXPLODE! Always wear safety glasses AND shield eyes when working around batteries. Always check for proper polarity and sufficient terminal clearance BEFORE final installation to avoid dangerous sparks, potential explosion, possible severe personal injury and/or expensive electrical system and/or vehicle/equipment damage or fire.

| EQUIPMENT TYPE YEAR / MODEL | O.E. BCI NO. | CCA @ ° F | Notes | PREMIUM HIGH OUTPUT | | | | GENERAL SERVICE LINE | | | |
|--|--------------------|-----------------|--------------|---------------------|----------|----------|----------|----------------------|--------------|----------|----------|
| | | | | Option 1 | Option 2 | Option 3 | Option 4 | Option 1 | Option 2 | Option 3 | Option 4 |
| Lift Trucks (Continued) | | | | | | | | | | | |
| AM-25 - Early Model | 60 | 405 | | — | — | — | — | 3T-5857{29} | 3T-5858{29} | — | — |
| AM-25 - Late Model | 8D | 1250 | | 153-5720 | 101-4000 | 153-5710 | 9X9730 | 8C-3624 | 250-0473 | — | — |
| AM-30 - Early Model | 8D | 1250 | | 153-5720 | 101-4000 | 153-5710 | 9X9730 | 8C-3624 | 250-0473 | — | — |
| AM-30 - Early Model, IHC engine | 1 | 575 | | — | — | — | — | 8C-3617 | — | — | — |
| AM-30 - Late Model | 60 | 405 | | — | — | — | — | 3T-5857{29} | 3T-5858{29} | — | — |
| AM-36 thru AM-60 | 8D | 1250 | | 153-5720 | 101-4000 | 153-5710 | 9X9730 | 8C-3624 | 250-0473 | — | — |
| AM-36 thru AM-60 - IHC engine | 1 | 575 | | — | — | — | — | 8C-3617 | — | — | — |
| AMP-25 | 60 | 405 | | — | — | — | — | 3T-5857{29} | 3T-5858{29} | — | — |
| B-10, B-12, B-15 thru B-25 | 60 | 405 | | — | — | — | — | 3T-5857{29} | 3T-5858{29} | — | — |
| B-10, B-12, B-15 thru B-25 - Optional | 4D | 950 | | 153-5710 | 153-5700 | 9X9730 | 9X-9720 | — | — | — | — |
| | 8D | 1250 | | 153-5720 | 101-4000 | 153-5710 | 9X9730 | 8C-3624 | 250-0473 | — | — |
| BHF-16 thru BHF-20 | 8D | 1250 | | 153-5720 | 101-4000 | 153-5710 | 9X9730 | 8C-3624 | 250-0473 | — | — |
| K-5 | 2 | 660 | | 153-5690 | — | — | — | 8C-3629 | 8C-3617 | — | — |
| L-200 | 8D | 1250 | | 153-5720 | 101-4000 | 153-5710 | 9X9730 | 8C-3624 | 250-0473 | — | — |
| L-200 - Ford engine | 60 | 405 | | — | — | — | — | 3T-5857{29} | 3T-5858{29} | — | — |
| LT-35, LT-40, LT-44, LT-46, LT-48, LT-50, LT-53, LT-56, LT-60, LT-62, LT-90 | 2 | 660 | | 153-5690 | — | — | — | 8C-3629 | 8C-3617 | — | — |
| LT-60D, LT-62D | 7D | 875 | | — | — | — | — | 8C-3635 | 8C-3633 | — | — |
| RT80 | 31P | 750 | {163,166} | — | — | — | — | 127-0826{29} | 127-0824{29} | — | — |
| T-25, T-30, TC-30, T-40 | 24 | 425 | | 153-5656 | — | — | — | 8C-3600 | 3T-5857 | 250-0489 | 250-0486 |
| T-25D | 22F | 425 | | — | — | — | — | 3T-5859 | 250-0489 | — | — |
| T-30B, T-35B, T-40B, T-45B | 29H | 625 | | — | — | — | — | 8C-3627 | — | — | — |
| T-40D | 24 | 580 | | 153-5656 | — | — | — | 3T-5857 | 250-0486 | 127-0826 | 127-0824 |
| T-40D - Diesel | 31P | 700 | | — | — | — | — | 127-0826{29} | 127-0824{29} | — | — |
| T-40E | 24 | 580 | {163,166} | 153-5656 | — | — | — | 3T-5857 | 250-0486 | 127-0826 | 127-0824 |
| T-50, T-60 | 24 | 425 | | 153-5656 | — | — | — | 8C-3600 | 3T-5857 | 250-0489 | 250-0486 |
| T-50B, T-55B, T-60B | 29H | 625 | | — | — | — | — | 8C-3627 | — | — | — |
| T-50B, T-55B, T-60B, T-60C, T-70C, T-80C, T-90C, T-100C, T-120C, T-165, T-180, T-200, T-220, T-221, T-225, T-250, T-300, T-400 | 24 | 425 | | 153-5656 | — | — | — | 8C-3600 | 3T-5857 | 250-0489 | 250-0486 |
| TC-60E | 24 | 580 | {163,166} | 153-5656 | — | — | — | 3T-5857 | 250-0486 | 127-0826 | 127-0824 |
| U-6, U-8 | 60 | 405 | | — | — | — | — | 3T-5857{29} | 3T-5858{29} | — | — |
| V-100, V-120, V-140, V-160, V-180, V-200 | 60 | 405 | | — | — | — | — | 3T-5857{29} | 3T-5858{29} | — | — |
| V-100, V-120, V-140, V-160, V-180, V-200 - Optional | 4D | 950 | | 153-5710 | 153-5700 | 9X9730 | 9X-9720 | — | — | — | — |
| | 8D | 1250 | | 153-5720 | 101-4000 | 153-5710 | 9X9730 | 8C-3624 | 250-0473 | — | — |
| V-110C, V-135C, V-155C, V-165C | 31P | 750 | {17,163,166} | — | — | — | — | 127-0826{29} | 127-0824{29} | — | — |
| V-160V, V-180B, V-200B, V-200HF, V-225HF | 8D | 1250 | | 153-5720 | 101-4000 | 153-5710 | 9X9730 | 8C-3624 | 250-0473 | — | — |
| V-225, V-250, V-300 | 60 | 405 | | — | — | — | — | 3T-5857{29} | 3T-5858{29} | — | — |
| V-225, V-250, V-300 - Optional | 4D | 950 | | 153-5710 | 153-5700 | 9X9730 | 9X-9720 | — | — | — | — |
| | 8D | 1250 | | 153-5720 | 101-4000 | 153-5710 | 9X9730 | 8C-3624 | 250-0473 | — | — |

{15} Two batteries required. For best results, replace both. {17} Watch polarity and clearance! Vehicle could have reverse terminal battery.

{29} Battery hold-down may need to be replaced and/or modified. Battery cable replacement may be necessary.

{163} Direct electric start. {166} 24-Volt.

Premium High Output batteries should be your first choice for all earth moving applications. Option 1 in each category is the preferred size.

IMPORTANT NOTE: BATTERIES CAN EXPLODE! Always wear safety glasses AND shield eyes when working around batteries. Always check for proper polarity and sufficient terminal clearance BEFORE final installation to avoid dangerous sparks, potential explosion, possible severe personal injury and/or expensive electrical system and/or vehicle/equipment damage or fire.

| EQUIPMENT TYPE YEAR / MODEL | O.E. BCI NO. | CCA @ ° F | Notes | PREMIUM HIGH OUTPUT | | | | GENERAL SERVICE LINE | | | |
|---|--------------------|-----------------|--------------|---------------------|-------------|-------------|-------------|----------------------|--------------|-------------|-------------|
| | | | | Option 1 | Option 2 | Option 3 | Option 4 | Option 1 | Option 2 | Option 3 | Option 4 |
| Lift Trucks (Continued) | | | | | | | | | | | |
| V-225B, V-250B, V-300B, V-1600FH, V-1800FH | 8D | 1250 | | 153-5720 | 101-4000 | 153-5710 | 9X9730 | 8C-3624 | 250-0473 | — | — |
| V-225C, V-226C, V-265C, V-300C, V-330C | 8D | 1250 | {163,166} | 153-5720 | 101-4000 | 153-5710 | 9X9730 | 8C-3624 | 250-0473 | — | — |
| V-25D | 24 | 580 | | 153-5656 | — | — | — | 3T-5857 | 250-0486 | 127-0826 | 127-0824 |
| V-25D - Diesel | 31P | 700 | | — | — | — | — | 127-0826{29} | 127-0824{29} | — | — |
| V-30, V-30C, V-35C, V-40, V-40C | 24 | 425 | | 153-5656 | — | — | — | 8C-3600 | 3T-5857 | 250-0489 | 250-0486 |
| V-30, V-30C, V-35C, V-40, V-40C - Optional | 29H | 625 | | — | — | — | — | 8C-3627 | — | — | — |
| V-40D | 24 | 580 | | 153-5656 | — | — | — | 3T-5857 | 250-0486 | 127-0826 | 127-0824 |
| V-41, V-41B, V-45C, V-50, V-50C, V-51, V-51B, V-55B, V-60, V-60B | 24 | 425 | | 153-5656 | — | — | — | 8C-3600 | 3T-5857 | 250-0489 | 250-0486 |
| V-41, V-41B, V-45C, V-50, V-50C, V-51, V-51B, V-55B, V-60, V-60B - Optional | 2 | 660 | | 153-5690 | — | — | — | 8C-3629 | 8C-3617 | — | — |
| | 29H | 625 | | — | — | — | — | 8C-3627 | — | — | — |
| | 4D | 950 | | 153-5710 | 153-5700 | 9X9730 | 9X-9720 | — | — | — | — |
| V-50E | 31P | 750 | {163,166} | — | — | — | — | 127-0826{29} | 127-0824{29} | — | — |
| V-60D, V-70D, V-80D | 29H | 625 | | — | — | — | — | 8C-3627 | — | — | — |
| V40D - Diesel | 31P | 700 | | — | — | — | — | 127-0826{29} | 127-0824{29} | — | — |
| V40E | 31P | 700 | {163,166} | — | — | — | — | 127-0826{29} | 127-0824{29} | — | — |
| VC-60D | 24 | 580 | | 153-5656 | — | — | — | 3T-5857 | 250-0486 | 127-0826 | 127-0824 |
| VC-60D - Diesel | 31P | 700 | | — | — | — | — | 127-0826{29} | 127-0824{29} | — | — |
| VC-60E | 31P | 700 | {163,166} | — | — | — | — | 127-0826{29} | 127-0824{29} | — | — |
| Load Haul Dump | | | | | | | | | | | |
| R1600 | 4D | 1300 | | 153-5710 | — | — | — | — | — | — | — |
| R2900 | 8D | 1250 | | 153-5720 | 101-4000 | 153-5710 | 9X9730 | 8C-3624 | 250-0473 | — | — |
| Log Shredders | | | | | | | | | | | |
| 2004-03 M315 C, Medium - 953 C | 31T | 750 | | 175-4390 | 175-4370 | 115-2422 | 115-2421 | — | — | — | — |
| 2004-03 M316 C, M318 C, M322 C | 31T | 750 | {15} | 175-4390 | 175-4370 | 115-2422 | 115-2421 | — | — | — | — |
| 2004-02 517 | 31T | 750 | {15} | 175-4390 | 175-4370 | 115-2422 | 115-2421 | — | — | — | — |
| 2004-02 M315, 316, 318, 322, 953 C | 31T | 750 | | 175-4390 | 175-4370 | 115-2422 | 115-2421 | — | — | — | — |
| Log Skidders | | | | | | | | | | | |
| 508 | 31P | 700 | {15,163,166} | — | — | — | — | 127-0826{29} | 127-0824{29} | — | — |
| 518 | 2 | 660 | {17,163,166} | 153-5690 | — | — | — | 8C-3629 | 8C-3617 | — | — |
| 518 - Optional | 29H | 625 | {15,163,166} | — | — | — | — | 8C-3627 | — | — | — |
| | 31P | 750 | {15,163,166} | — | — | — | — | 127-0826{29} | 127-0824{29} | — | — |
| | 4D | 950 | {15,163,166} | 153-5710 | 153-5700 | 9X9730 | 9X-9720 | — | — | — | — |
| 518C | 31P | 750 | {15,163,166} | — | — | — | — | 127-0826{29} | 127-0824{29} | — | — |
| 528, 530B | 4D | 950 | {15,163,166} | 153-5710 | 153-5700 | 9X9730 | 9X-9720 | — | — | — | — |
| 528, 530B - Optional | 31P | 700 | {15,163,166} | — | — | — | — | 127-0826{29} | 127-0824{29} | — | — |
| Mining | | | | | | | | | | | |
| 2004-03 16 H | 4D | 1400 | {15} | 153-5710 | — | — | — | — | — | — | — |
| Mining Trucks | | | | | | | | | | | |
| 2004-03 785 C | 31T | 950 | {15} | 175-4390 | 115-2422 | 115-2421 | — | — | — | — | — |

Premium High Output batteries should be your first choice for all earth moving applications. Option 1 in each category is the preferred size.

IMPORTANT NOTE: BATTERIES CAN EXPLODE! Always wear safety glasses AND shield eyes when working around batteries. Always check for proper polarity and sufficient terminal clearance BEFORE final installation to avoid dangerous sparks, potential explosion, possible severe personal injury and/or expensive electrical system and/or vehicle/equipment damage or fire.

| EQUIPMENT TYPE YEAR / MODEL | O.E. BCI NO. | CCA @ ° F | Notes | PREMIUM HIGH OUTPUT | | | | GENERAL SERVICE LINE | | | |
|--|--------------------|-----------------|--------------|---------------------|-------------|-------------|-------------|----------------------|--------------|-------------|-------------|
| | | | | Option 1 | Option 2 | Option 3 | Option 4 | Option 1 | Option 2 | Option 3 | Option 4 |
| Motor Graders | | | | | | | | | | | |
| 2004-03 143 H Global All wheel drive | 4D | 950 | | 153-5710 | 153-5700 | 9X9730 | 9X-9720 | — | — | — | — |
| 2004-03 773E | 4D | 1400 | {15} | 153-5710 | — | — | — | — | — | — | — |
| 2004-03 775D | 4D | 1300 | {15} | 153-5710 | — | — | — | — | — | — | — |
| 2004-03 789C, AP1000B, AP650B, AP655C, AP800C, AP900B | 31T | 950 | {15} | 175-4390 | 115-2422 | 115-2421 | — | — | — | — | — |
| 2004-02 120 H Global | 31T | 700 | {15} | 175-4390 | 175-4370 | 115-2422 | 115-2421 | — | — | — | — |
| 2004-02 143 H Global All wheel drive | 4D | 950 | | 153-5710 | 153-5700 | 9X9730 | 9X-9720 | — | — | — | — |
| 2004-02 773, 775 E | 4D | 1400 | {15} | 153-5710 | — | — | — | — | — | — | — |
| 2004-02 775, 777 D | 4D | 1300 | {15} | 153-5710 | — | — | — | — | — | — | — |
| 2004-02 789, 793 C | 31T | 950 | {15} | 175-4390 | 115-2422 | 115-2421 | — | — | — | — | — |
| 2004-02 797B, 973C | 8D | 1500 | {15} | 153-5720 | — | — | — | 250-0473 | — | — | — |
| 2004-02 AP 1000 B | 31T | 950 | {15} | 175-4390 | 115-2422 | 115-2421 | — | — | — | — | — |
| 2004-02 AP 650, AP 900 B | 31T | 950 | {15} | 175-4390 | 115-2422 | 115-2421 | — | — | — | — | — |
| 2004-02 AP 655, AP 800 C | 31T | 950 | {15} | 175-4390 | 115-2422 | 115-2421 | — | — | — | — | — |
| 112 | 2 | 660 | {164,172} | 153-5690 | — | — | — | 8C-3629 | 8C-3617 | — | — |
| | 4D | 950 | {164,165} | 153-5710 | 153-5700 | 9X9730 | 9X-9720 | — | — | — | — |
| 12 | 2 | 660 | {17,163,172} | 153-5690 | — | — | — | 8C-3629 | 8C-3617 | — | — |
| | 2 | 660 | {164,172} | 153-5690 | — | — | — | 8C-3629 | 8C-3617 | — | — |
| | 24 | 425 | {164,165} | 153-5656 | — | — | — | 8C-3600 | 3T-5857 | 250-0489 | 250-0486 |
| | 29H | 625 | {15,163,166} | — | — | — | — | 8C-3627 | — | — | — |
| | 4D | 950 | {163,165} | 153-5710 | 153-5700 | 9X9730 | 9X-9720 | — | — | — | — |
| 120, 130 | 4D | 950 | {15,163,166} | 153-5710 | 153-5700 | 9X9730 | 9X-9720 | — | — | — | — |
| 120, 130, 140 | 29H | 625 | {15,163,165} | — | — | — | — | 8C-3627 | — | — | — |
| 120H, 140H | 31P | 700 | {15,163,166} | — | — | — | — | 127-0826{29} | 127-0824{29} | — | — |
| 12G, 12H | 31P | 700 | {17,163,166} | — | — | — | — | 127-0826{29} | 127-0824{29} | — | — |
| 14 | 2 | 660 | {17,164,172} | 153-5690 | — | — | — | 8C-3629 | 8C-3617 | — | — |
| | 24 | 425 | {164,165} | 153-5656 | — | — | — | 8C-3600 | 3T-5857 | 250-0489 | 250-0486 |
| 14, 112 | 4D | 950 | {15,163} | 153-5710 | 153-5700 | 9X9730 | 9X-9720 | — | — | — | — |
| 140 | 2 | 660 | {17,163,172} | 153-5690 | — | — | — | 8C-3629 | 8C-3617 | — | — |
| | 4D | 950 | {15,163,165} | 153-5710 | 153-5700 | 9X9730 | 9X-9720 | — | — | — | — |
| 14H, 16H, 135H, 143H, 160H, 163H | 4D | 950 | {15} | 153-5710 | 153-5700 | 9X9730 | 9X-9720 | — | — | — | — |
| 16 | 24 | 425 | {164} | 153-5656 | — | — | — | 8C-3600 | 3T-5857 | 250-0489 | 250-0486 |
| 16 - Optional | 4D | 950 | {15,164} | 153-5710 | 153-5700 | 9X9730 | 9X-9720 | — | — | — | — |
| | 8D | 1250 | {15,164} | 153-5720 | 101-4000 | 153-5710 | 9X9730 | 8C-3624 | 250-0473 | — | — |
| 212 | 2 | 660 | {164,172} | 153-5690 | — | — | — | 8C-3629 | 8C-3617 | — | — |
| | 3EE | 400 | {163,165} | — | — | — | — | 8C-3620 | 250-0488{31} | — | — |
| 24H | 4D | 1300 | {15} | 153-5710 | — | — | — | — | — | — | — |
| Off Highway Trucks | | | | | | | | | | | |
| 2007-05 Small - 924 G | 31T | 900 | | 175-4390 | 115-2422 | 115-2421 | — | — | — | — | — |
| 2007-02 769 D | 4D | 950 | {15} | 153-5710 | 153-5700 | 9X9730 | 9X-9720 | — | — | — | — |
| 2004-03 Quarry - 771 D | 8D | 1250 | {15} | 153-5720 | 101-4000 | 153-5710 | 9X9730 | 8C-3624 | 250-0473 | — | — |
| 2004-02 PS 150, 200, 300, 360 B | 31T | 750 | {15} | 175-4390 | 175-4370 | 115-2422 | 115-2421 | — | — | — | — |
| 2004-02 Small - 307 C | 31T | 750 | | 175-4390 | 175-4370 | 115-2422 | 115-2421 | — | — | — | — |
| 2002 Quarry | 8D | 1250 | {15} | 153-5720 | 101-4000 | 153-5710 | 9X9730 | 8C-3624 | 250-0473 | — | — |

{15} Two batteries required. For best results, replace both. {16} Vibration proof battery. Replacement not available.
 {17} Watch polarity and clearance! Vehicle could have reverse terminal battery.
 {29} Battery hold-down may need to be replaced and/or modified. Battery cable replacement may be necessary.
 {32} Replacement battery is longer than OE. Hold-down and/or tray replacement may be necessary. {147} 1 Battery - Dual Battery Opt.
 {148} Two or more batteries required. For best results, replace all. {163} Direct electric start. {164} Gas starting engine.
 {165} 12-Volt. {166} 24-Volt. {168} Air start. {172} 6-Volt.

Premium High Output batteries should be your first choice for all earth moving applications. Option 1 in each category is the preferred size.

IMPORTANT NOTE: BATTERIES CAN EXPLODE! Always wear safety glasses AND shield eyes when working around batteries. Always check for proper polarity and sufficient terminal clearance BEFORE final installation to avoid dangerous sparks, potential explosion, possible severe personal injury and/or expensive electrical system and/or vehicle/equipment damage or fire.

| EQUIPMENT TYPE YEAR / MODEL | O.E. BCI NO. | CCA @ 0° F | Notes | PREMIUM HIGH OUTPUT | | | | GENERAL SERVICE LINE | | | |
|---|--------------------|------------------|--------------|---------------------|-------------|-------------|-------------|----------------------|--------------|-------------|-------------|
| | | | | Option 1 | Option 2 | Option 3 | Option 4 | Option 1 | Option 2 | Option 3 | Option 4 |
| Off Highway Trucks & Tractors | | | | | | | | | | | |
| 2007-05 Small - 924 G | 31T | 900 | | 175-4390 | 115-2422 | 115-2421 | — | — | — | — | — |
| 2007 769D | 4D | 950 | {15} | 153-5710 | 153-5700 | 9X9730 | 9X-9720 | — | — | — | — |
| 2004-03 PS 150 B, PS 200 B, PS 300 B, PS 360 B | 31T | 750 | {15} | 175-4390 | 175-4370 | 115-2422 | 115-2421 | — | — | — | — |
| 2004-03 Quarry - 771 D | 8D | 1250 | {15} | 153-5720 | 101-4000 | 153-5710 | 9X9730 | 8C-3624 | 250-0473 | — | — |
| 2004-03 Small - 307 C | 31T | 750 | | 175-4390 | 175-4370 | 115-2422 | 115-2421 | — | — | — | — |
| 768, 771C, 772, 773 | 8D | 1250 | {16,148,163} | 153-5720 | 101-4000 | 153-5710 | 9X9730 | 8C-3624 | 250-0473 | — | — |
| 769 | 24 | 425 | {168} | 153-5656 | — | — | — | 8C-3600 | 3T-5857 | 250-0489 | 250-0486 |
| | 4D | 900 | {15,163,166} | 153-5710 | 153-5700 | 9X9730 | 9X-9720 | 8C-3623 | — | — | — |
| 769 - Optional | 8D | 1250 | {15} | 153-5720 | 101-4000 | 153-5710 | 9X9730 | 8C-3624 | 250-0473 | — | — |
| 771D, 773D | 8D | 1250 | {15} | 153-5720 | 101-4000 | 153-5710 | 9X9730 | 8C-3624 | 250-0473 | — | — |
| 775B, 777 | 4D | 1000 | {16,148,163} | 153-5710 | — | — | — | — | — | — | — |
| 775B, 777 - Optional | 8D | 1250 | {148} | 153-5720 | 101-4000 | 153-5710 | 9X9730 | 8C-3624 | 250-0473 | — | — |
| 775D, 776D, 777D | 4D | 1300 | {15} | 153-5710 | — | — | — | — | — | — | — |
| 776, 777C | 8D | 1250 | {16,148,163} | 153-5720 | 101-4000 | 153-5710 | 9X9730 | 8C-3624 | 250-0473 | — | — |
| 784D | 31T | 950 | {15} | 175-4390 | 115-2422 | 115-2421 | — | — | — | — | — |
| 785, 789, 793 | 31P | 700 | {147,168} | — | — | — | — | 127-0826{29} | 127-0824{29} | — | — |
| 785B, 789B, 793B | 31P | 750 | {15,163,166} | — | — | — | — | 127-0826{29} | 127-0824{29} | — | — |
| 785C, 789C, 793C | 31T | 950 | {15} | 175-4390 | 115-2422 | 115-2421 | — | — | — | — | — |
| D22, D-25, D-30C, D-35CHD | 4D | 950 | {15} | 153-5710 | 153-5700 | 9X9730 | 9X-9720 | — | — | — | — |
| D250B, D-275, D-300, D-330, D-350, D-400 | 4D | 950 | {15,163,166} | 153-5710 | 153-5700 | 9X9730 | 9X-9720 | — | — | — | — |
| D44B, D550 | 8D | 1250 | {15,163,166} | 153-5720 | 101-4000 | 153-5710 | 9X9730 | 8C-3624 | 250-0473 | — | — |
| Open Bowl Equipment | | | | | | | | | | | |
| 2007-05 621 G | 8D | 1250 | {15} | 153-5720 | 101-4000 | 153-5710 | 9X9730 | 8C-3624 | 250-0473 | — | — |
| Paving Products | | | | | | | | | | | |
| 2004-03 AP1050 B | 4D | 950 | | 153-5710 | 153-5700 | 9X9730 | 9X-9720 | — | — | — | — |
| 2004-03 AP1055 B | 31T | 950 | {15} | 175-4390 | 115-2422 | 115-2421 | — | — | — | — | — |
| 836 | 31P | 750 | {17,163,166} | — | — | — | — | 127-0826{29} | 127-0824{29} | — | — |
| AP1050 | 4D | 950 | {163,165} | 153-5710 | 153-5700 | 9X9730 | 9X-9720 | — | — | — | — |
| AP1100 | 24 | 425 | | 153-5656 | — | — | — | 8C-3600 | 3T-5857 | 250-0489 | 250-0486 |
| AP1200, AP800, AP1000 | 4D | 950 | {163,166} | 153-5710 | 153-5700 | 9X9730 | 9X-9720 | — | — | — | — |
| AP200 | 27 | 650 | | 153-5656 | — | — | — | 8C-3601 | 3T-5857 | 250-0486 | 127-0826 |
| AP650, AP1055, AP1000B, AP1050B, AP800C, BG220, BG225, BG230, BG240, BG245, BG260, BG265, BG270, BG730, BG750, BG2455C | 31T | 950 | {15} | 175-4390 | 115-2422 | 115-2421 | — | — | — | — | — |
| CB214, CB224 | 27F | 650 | {163,165} | — | — | — | — | 8C-3602 | 3T-5858 | 250-0486 | 127-0826 |
| CB214C, CB224C, CB334D, CB-335D, CB-434C, CB-534C, CB-634C | 31P | 750 | {16,147,163} | — | — | — | — | 127-0826{29} | 127-0824{29} | — | — |
| CB314 | 27 | 650 | | 153-5656 | — | — | — | 8C-3601 | 3T-5857 | 250-0486 | 127-0826 |
| CB414 | 29H | 625 | | — | — | — | — | 8C-3627 | — | — | — |
| CB424 | 49 | 730 | {163,165} | — | — | — | — | 307-0751{32} | — | — | — |
| CB434 | 31P | 700 | {15,163,166} | — | — | — | — | 127-0826{29} | 127-0824{29} | — | — |
| CB514 | 4D | 900 | | 153-5710 | 153-5700 | 9X9730 | 9X-9720 | 8C-3623 | — | — | — |
| | 4D | 950 | | 153-5710 | 153-5700 | 9X9730 | 9X-9720 | — | — | — | — |
| CB534, CB614 | 27F | 650 | {163,165} | — | — | — | — | 8C-3602 | 3T-5858 | 250-0486 | 127-0826 |
| | 4D | 950 | {15,163,166} | 153-5710 | 153-5700 | 9X9730 | 9X-9720 | — | — | — | — |
| CB534B | 31P | 750 | {163,166} | — | — | — | — | 127-0826{29} | 127-0824{29} | — | — |
| CB624 | 49 | 730 | {163,165} | — | — | — | — | 307-0751{32} | — | — | — |
| CB634, CP563, CS563 | 31P | 750 | {15,163,166} | — | — | — | — | 127-0826{29} | 127-0824{29} | — | — |

Premium High Output batteries should be your first choice for all earth moving applications. Option 1 in each category is the preferred size.

IMPORTANT NOTE: BATTERIES CAN EXPLODE! Always wear safety glasses AND shield eyes when working around batteries. Always check for proper polarity and sufficient terminal clearance BEFORE final installation to avoid dangerous sparks, potential explosion, possible severe personal injury and/or expensive electrical system and/or vehicle/equipment damage or fire.

| EQUIPMENT TYPE YEAR / MODEL | O.E. BCI NO. | CCA @ ° F | Notes | PREMIUM HIGH OUTPUT | | | | GENERAL SERVICE LINE | | | |
|---|--------------------|-----------------|--------------|---------------------|-------------|-------------|-------------|----------------------|--------------|-------------|-------------|
| | | | | Option 1 | Option 2 | Option 3 | Option 4 | Option 1 | Option 2 | Option 3 | Option 4 |
| Paving Products (Continued) | | | | | | | | | | | |
| CP323, CP433, CP533, CS431, CS443 | 4D | 950 | | 153-5710 | 153-5700 | 9X9730 | 9X-9720 | — | — | — | — |
| CP323C, CP433C, CS323C, CS431C, CS433C, CS563C, CS583C, PF300B, PF360B, PS150B, PS200B, PS300B | 31T | 750 | {147} | 175-4390 | 175-4370 | 115-2422 | 115-2421 | — | — | — | — |
| CP533, CP563 | 31P | 750 | {15,163,166} | — | — | — | — | 127-0826{29} | 127-0824{29} | — | — |
| CP643, CP653 | 4D | 950 | {15,163,166} | 153-5710 | 153-5700 | 9X9730 | 9X-9720 | — | — | — | — |
| CS323 | 27 | 650 | {163,165} | 153-5656 | — | — | — | 8C-3601 | 3T-5857 | 250-0486 | 127-0826 |
| CS433B, CS531, CS533 | 31P | 750 | {15,163,166} | — | — | — | — | 127-0826{29} | 127-0824{29} | — | — |
| CS551, CS553 | 4D | 950 | | 153-5710 | 153-5700 | 9X9730 | 9X-9720 | — | — | — | — |
| CS563, CS583 | 31P | 750 | {163,166} | — | — | — | — | 127-0826{29} | 127-0824{29} | — | — |
| CS643, CS653 | 4D | 950 | {15,163,166} | 153-5710 | 153-5700 | 9X9730 | 9X-9720 | — | — | — | — |
| ER1000 | 4D | 950 | {163,166} | 153-5710 | 153-5700 | 9X9730 | 9X-9720 | — | — | — | — |
| PF300, PS300 | 49 | 730 | {15,163,166} | — | — | — | — | 307-0751{32} | — | — | — |
| PF500 | 27F | 650 | {163,165} | — | — | — | — | 8C-3602 | 3T-5858 | 250-0486 | 127-0826 |
| PM465 | 4D | 950 | {15} | 153-5710 | 153-5700 | 9X9730 | 9X-9720 | — | — | — | — |
| PM800, PR275, PR-450, PR-450C, PR-565B, PR-750B, PR-1000 | 8D | 1250 | {15} | 153-5720 | 101-4000 | 153-5710 | 9X9730 | 8C-3624 | 250-0473 | — | — |
| PR105, SF175 | 24 | 425 | | 153-5656 | — | — | — | 8C-3600 | 3T-5857 | 250-0489 | 250-0486 |
| PR250, RR250 | 4D | 900 | {147} | 153-5710 | 153-5700 | 9X9730 | 9X-9720 | 8C-3623 | — | — | — |
| PR75, PR750 | 27 | 650 | | 153-5656 | — | — | — | 8C-3601 | 3T-5857 | 250-0486 | 127-0826 |
| PS110, PS130, PS180 | 29H | 625 | | — | — | — | — | 8C-3627 | — | — | — |
| PST300, RL200, TST300, TR500, TS500 | 8D | 1250 | {15} | 153-5720 | 101-4000 | 153-5710 | 9X9730 | 8C-3624 | 250-0473 | — | — |
| RR250B, RM350B, SM350, SS250, SS250B | 4D | 950 | {15} | 153-5710 | 153-5700 | 9X9730 | 9X-9720 | — | — | — | — |
| SF250, SF-350, SF-400, SF-450, SF-500, SF-550, SF-750 | 8D | 1250 | {147} | 153-5720 | 101-4000 | 153-5710 | 9X9730 | 8C-3624 | 250-0473 | — | — |
| TC250, TF250, TR250, TS250, WE601B, WE851B | 24 | 425 | | 153-5656 | — | — | — | 8C-3600 | 3T-5857 | 250-0489 | 250-0486 |
| TSF54, TSM54 | 27 | 650 | | 153-5656 | — | — | — | 8C-3601 | 3T-5857 | 250-0486 | 127-0826 |
| Pipelayers | | | | | | | | | | | |
| 561, 571 | 2 | 660 | {17,163,172} | 153-5690 | — | — | — | 8C-3629 | 8C-3617 | — | — |
| | 4D | 950 | {15,163} | 153-5710 | 153-5700 | 9X9730 | 9X-9720 | — | — | — | — |
| 561, 571, 572 | 24 | 425 | {164,165} | 153-5656 | — | — | — | 8C-3600 | 3T-5857 | 250-0489 | 250-0486 |
| 561M, 583 | 31T | 750 | {148} | 175-4390 | 175-4370 | 115-2422 | 115-2421 | — | — | — | — |
| 572 | 2 | 660 | {164,172} | 153-5690 | — | — | — | 8C-3629 | 8C-3617 | — | — |
| 572R | 4D | 950 | {15} | 153-5710 | 153-5700 | 9X9730 | 9X-9720 | — | — | — | — |
| 578 | 4D | 950 | {15,164,166} | 153-5710 | 153-5700 | 9X9730 | 9X-9720 | — | — | — | — |
| 578 - Optional | 8D | 1250 | {15} | 153-5720 | 101-4000 | 153-5710 | 9X9730 | 8C-3624 | 250-0473 | — | — |
| 583, 594 | 2 | 425 | {17,164,172} | 153-5690 | — | — | — | 8C-3629 | 8C-3617 | — | — |
| | 24 | 425 | {164,165} | 153-5656 | — | — | — | 8C-3600 | 3T-5857 | 250-0489 | 250-0486 |
| | 8D | 1250 | {15,163} | 153-5720 | 101-4000 | 153-5710 | 9X9730 | 8C-3624 | 250-0473 | — | — |
| 589 | 4D | 950 | {16,148,163} | 153-5710 | 153-5700 | 9X9730 | 9X-9720 | — | — | — | — |
| 591 | 8D | 1250 | {17,163,166} | 153-5720 | 101-4000 | 153-5710 | 9X9730 | 8C-3624 | 250-0473 | — | — |

{15} Two batteries required. For best results, replace both. {16} Vibration proof battery. Replacement not available.
 {17} Watch polarity and clearance! Vehicle could have reverse terminal battery.
 {29} Battery hold-down may need to be replaced and/or modified. Battery cable replacement may be necessary.
 {31} Replacement battery is longer and wider than OE. Hold-down and/or tray replacement may be necessary.
 {32} Replacement battery is longer than OE. Hold-down and/or tray replacement may be necessary. {147} 1 Battery - Dual Battery Opt.
 {148} Two or more batteries required. For best results, replace all. {163} Direct electric start. {164} Gas starting engine.
 {165} 12-Volt. {166} 24-Volt. {172} 6-Volt. {173} Requires 4 batteries. {179} Requires 1 to 4 batteries.

Premium High Output batteries should be your first choice for all earth moving applications. Option 1 in each category is the preferred size.

IMPORTANT NOTE: BATTERIES CAN EXPLODE! Always wear safety glasses AND shield eyes when working around batteries. Always check for proper polarity and sufficient terminal clearance BEFORE final installation to avoid dangerous sparks, potential explosion, possible severe personal injury and/or expensive electrical system and/or vehicle/equipment damage or fire.

| EQUIPMENT TYPE YEAR / MODEL | O.E. BCI NO. | CCA @ ° F | Notes | PREMIUM HIGH OUTPUT | | | | GENERAL SERVICE LINE | | | | |
|--|--------------------|-----------------|--------------|---------------------|-------------|-------------|-------------|----------------------|--------------|-------------|-------------|--|
| | | | | Option 1 | Option 2 | Option 3 | Option 4 | Option 1 | Option 2 | Option 3 | Option 4 | |
| Scrapers | | | | | | | | | | | | |
| 2008-05 613C Series 2, 615C Series 2, 623 G | 31T | 750 | {15} | 175-4390 | 175-4370 | 115-2422 | 115-2421 | — | — | — | — | |
| 2008-05 627 G, 631 G | 31T | 750 | {15} | 175-4390 | 175-4370 | 115-2422 | 115-2421 | — | — | — | — | |
| 2008-05 637 G | 31T | 950 | {15} | 175-4390 | 115-2422 | 115-2421 | — | — | — | — | — | |
| 2007-05 651 E | 8D | 1400 | {15} | 153-5720 | — | — | — | 250-0473 | — | — | — | |
| 2007-05 657 E | 8D | 1250 | {15} | 153-5720 | 101-4000 | 153-5710 | 9X9730 | 8C-3624 | 250-0473 | — | — | |
| 2007-05 657 E - Optional | 8D | 1400 | {15} | 153-5720 | — | — | — | 250-0473 | — | — | — | |
| Skid Steer | | | | | | | | | | | | |
| 216, 226, 228, 236, 246, 248 | 24 | 650 | | — | — | — | — | 127-0826 | 127-0824 | — | — | |
| Telescopic Handlers | | | | | | | | | | | | |
| TH62, TH63, TH82, TH83, TH103 | 31T | 750 | {147} | 175-4390 | 175-4370 | 115-2422 | 115-2421 | — | — | — | — | |
| Track Loaders | | | | | | | | | | | | |
| 2004-02 939 C - Hyslat | 31T | 900 | | 175-4390 | 115-2422 | 115-2421 | — | — | — | — | — | |
| Track and Wheeled Material Handlers | | | | | | | | | | | | |
| 320BMH, 325BMH, 330BMH, 345BMH, 350MH | 31T | 750 | | 175-4390 | 175-4370 | 115-2422 | 115-2421 | — | — | — | — | |
| 375MH | 8D | 1250 | | 153-5720 | 101-4000 | 153-5710 | 9X9730 | 8C-3624 | 250-0473 | — | — | |
| Track-Type Tractors | | | | | | | | | | | | |
| D11R | 4D | 1300 | {173} | 153-5710 | — | — | — | — | — | — | — | |
| D2 | 2 | 660 | {172,179} | 153-5690 | — | — | — | 8C-3629 | 8C-3617 | — | — | |
| | 3EE | 400 | {15,165} | — | — | — | — | 8C-3620 | 250-0488{31} | — | — | |
| D3 | 4D | 950 | {163,165} | 153-5710 | 153-5700 | 9X9730 | 9X-9720 | — | — | — | — | |
| D3C | 31P | 900 | {16,147,163} | — | — | — | — | 127-0824{29} | — | — | — | |
| D4 | 2 | 660 | {164,172} | 153-5690 | — | — | — | 8C-3629 | 8C-3617 | — | — | |
| | 24 | 425 | {164,165} | 153-5656 | — | — | — | 8C-3600 | 3T-5857 | 250-0489 | 250-0486 | |
| D4, D5, D6 | 29H | 625 | {15,163,166} | — | — | — | — | 8C-3627 | — | — | — | |
| | 4D | 950 | {15,163,165} | 153-5710 | 153-5700 | 9X9730 | 9X-9720 | — | — | — | — | |
| D4, D6 | 2 | 660 | {17,163,172} | 153-5690 | — | — | — | 8C-3629 | 8C-3617 | — | — | |
| D4B | 4D | 950 | {163,165} | 153-5710 | 153-5700 | 9X9730 | 9X-9720 | — | — | — | — | |
| D4B - Optional | 8D | 1250 | | 153-5720 | 101-4000 | 153-5710 | 9X9730 | 8C-3624 | 250-0473 | — | — | |
| D4C | 31P | 950 | {15,163,166} | — | — | — | — | 127-0824{29} | — | — | — | |
| D4H, D4HXL | 31P | 700 | {15,163,166} | — | — | — | — | 127-0826{29} | 127-0824{29} | — | — | |
| D5, D6, D7, D8, D9 | 24 | 425 | {164,165} | 153-5656 | — | — | — | 8C-3600 | 3T-5857 | 250-0489 | 250-0486 | |
| D5C All | 31P | 900 | {15} | — | — | — | — | 127-0824{29} | — | — | — | |
| D5M, D6M All | 31T | 750 | {15} | 175-4390 | 175-4370 | 115-2422 | 115-2421 | — | — | — | — | |
| D6 | 2 | 660 | {164,172} | 153-5690 | — | — | — | 8C-3629 | 8C-3617 | — | — | |
| D6D, D6H - Optional | 4D | 950 | {15} | 153-5710 | 153-5700 | 9X9730 | 9X-9720 | — | — | — | — | |
| D6D, D6H, D5H, D5HXL, D6HXL, D6HXR | 31P | 750 | {15,163,166} | — | — | — | — | 127-0826{29} | 127-0824{29} | — | — | |
| D6G, D6R All | 31T | 750 | {15} | 175-4390 | 175-4370 | 115-2422 | 115-2421 | — | — | — | — | |
| D7, D8 | 2 | 660 | {164,172} | 153-5690 | — | — | — | 8C-3629 | 8C-3617 | — | — | |
| | 4D | 950 | {15,163} | 153-5710 | 153-5700 | 9X9730 | 9X-9720 | — | — | — | — | |
| D7, D8, D9 | 8D | 1250 | {15,163} | 153-5720 | 101-4000 | 153-5710 | 9X9730 | 8C-3624 | 250-0473 | — | — | |
| D7G, D7H, D7R, D8L, D8N | 4D | 950 | {16,148,163} | 153-5710 | 153-5700 | 9X9730 | 9X-9720 | — | — | — | — | |
| D7G, D7H, D7R, D8L, D8N - Optional | 31P | 750 | {15} | — | — | — | — | 127-0826{29} | 127-0824{29} | — | — | |
| | 8D | 1250 | {15} | 153-5720 | 101-4000 | 153-5710 | 9X9730 | 8C-3624 | 250-0473 | — | — | |
| D8R All | 31T | 750 | {173} | 175-4390 | 175-4370 | 115-2422 | 115-2421 | — | — | — | — | |
| D9 | 2 | 660 | {164,172} | 153-5690 | — | — | — | 8C-3629 | 8C-3617 | — | — | |
| D9L, D9N | 4D | 950 | {16,148,163} | 153-5710 | 153-5700 | 9X9730 | 9X-9720 | — | — | — | — | |
| D9L, D9N - Optional | 8D | 1250 | {148} | 153-5720 | 101-4000 | 153-5710 | 9X9730 | 8C-3624 | 250-0473 | — | — | |

Premium High Output batteries should be your first choice for all earth moving applications. Option 1 in each category is the preferred size.

IMPORTANT NOTE: BATTERIES CAN EXPLODE! Always wear safety glasses AND shield eyes when working around batteries. Always check for proper polarity and sufficient terminal clearance BEFORE final installation to avoid dangerous sparks, potential explosion, possible severe personal injury and/or expensive electrical system and/or vehicle/equipment damage or fire.

| EQUIPMENT TYPE YEAR / MODEL | O.E. BCI NO. | CCA @ ° F | Notes | PREMIUM HIGH OUTPUT | | | | GENERAL SERVICE LINE | | | | |
|--|--------------------|-----------------|--------------|---------------------|-------------|-------------|-------------|----------------------|--------------|-------------|-------------|---|
| | | | | Option 1 | Option 2 | Option 3 | Option 4 | Option 1 | Option 2 | Option 3 | Option 4 | |
| Track-Type Tractors (Continued) | | | | | | | | | | | | |
| D9R, D10R | 4D | 1300 | {16,148,163} | 153-5710 | — | — | — | — | — | — | — | — |
| Older Models Electric Start | 3EE | 400 | {15} | — | — | — | — | 8C-3620 | 250-0488{31} | — | — | — |
| Trucks | | | | | | | | | | | | |
| 2007-05 793C X Q | 31T | 950 | {15} | 175-4390 | 115-2422 | 115-2421 | — | — | — | — | — | — |
| Vibrating Asphalt | | | | | | | | | | | | |
| 2004-02 CB 214 E | 24 | 650 | | — | — | — | — | 127-0826 | 127-0824 | — | — | — |
| Vibratory Soil | | | | | | | | | | | | |
| 2004-02 CP 323 C | 31T | 750 | | 175-4390 | 175-4370 | 115-2422 | 115-2421 | — | — | — | — | — |
| Waste Handling | | | | | | | | | | | | |
| 2008-05 963C, 953C WH | 31T | 950 | {15} | 175-4390 | 115-2422 | 115-2421 | — | — | — | — | — | — |
| 2008-05 973C WH | 4D | 1000 | | 153-5710 | — | — | — | — | — | — | — | — |
| 2007-05 924GZ WHA | 31T | 750 | {15} | 175-4390 | 175-4370 | 115-2422 | 115-2421 | — | — | — | — | — |
| 2007-05 928G WHA, 938G WHA | 31T | 1000 | {15} | — | — | — | — | — | — | — | — | — |
| 2007-05 928G, 938G, 950G, 966G WHA | 31T | 1000 | {15} | — | — | — | — | — | — | — | — | — |
| 2007-05 938 G Series 2 | 31T | 950 | {15} | 175-4390 | 115-2422 | 115-2421 | — | — | — | — | — | — |
| 2007-05 950G WHA, 966 WHA | 31T | 900 | {15} | 175-4390 | 115-2422 | 115-2421 | — | — | — | — | — | — |
| 2007-05 953C WH, 963C WH | 31T | 950 | {15} | 175-4390 | 115-2422 | 115-2421 | — | — | — | — | — | — |
| Wheel & Track Skidders | | | | | | | | | | | | |
| 517 | 31T | 900 | {15} | 175-4390 | 115-2422 | 115-2421 | — | — | — | — | — | — |
| 527, 637E | 4D | 950 | {15} | 153-5710 | 153-5700 | 9X9730 | 9X-9720 | — | — | — | — | — |
| 631E, 633E | 31T | 750 | {173} | 175-4390 | 175-4370 | 115-2422 | 115-2421 | — | — | — | — | — |
| 651E, 657E(T), 657(S) | 8D | 1250 | {15} | 153-5720 | 101-4000 | 153-5710 | 9X9730 | 8C-3624 | 250-0473 | — | — | — |
| Wheel & Track-Type Loaders & Dozers | | | | | | | | | | | | |
| 814F | 4D | 950 | {15} | 153-5710 | 153-5700 | 9X9730 | 9X-9720 | — | — | — | — | — |
| 824G | 31T | 750 | {173} | 175-4390 | 175-4370 | 115-2422 | 115-2421 | — | — | — | — | — |
| 834B | 4D | 950 | {15} | 153-5710 | 153-5700 | 9X9730 | 9X-9720 | — | — | — | — | — |
| 844, 854G | 4D | 1300 | {15} | 153-5710 | — | — | — | — | — | — | — | — |
| 900 | 4D | 1000 | {17,163,166} | 153-5710 | — | — | — | — | — | — | — | — |
| 910 | 31P | 700 | {2,163,166} | — | — | — | — | 127-0826{29} | 127-0824{29} | — | — | — |
| | 4D | 950 | {163,165} | 153-5710 | 153-5700 | 9X9730 | 9X-9720 | — | — | — | — | — |
| 910 - Optional | 8D | 1250 | | 153-5720 | 101-4000 | 153-5710 | 9X9730 | 8C-3624 | 250-0473 | — | — | — |
| 910F, 916, 918F | 31P | 750 | {15,163,166} | — | — | — | — | 127-0826{29} | 127-0824{29} | — | — | — |
| 920 | 2 | 660 | {17,163,172} | 153-5690 | — | — | — | 8C-3629 | 8C-3617 | — | — | — |
| 920, 944, 944A, 950 | 29H | 625 | {15,163,166} | — | — | — | — | 8C-3627 | — | — | — | — |
| | 4D | 950 | {15,163,165} | 153-5710 | 153-5700 | 9X9730 | 9X-9720 | — | — | — | — | — |
| 922, 930 | 24 | 425 | {163,165} | 153-5656 | — | — | — | 8C-3600 | 3T-5857 | 250-0489 | 250-0486 | — |
| 922, 930, 944, 944A, 950, 955, 977, 980 | 2 | 660 | {17,148,163} | 153-5690 | — | — | — | 8C-3629 | 8C-3617 | — | — | — |
| 926, 936, 936F | 31P | 700 | {15,163,166} | — | — | — | — | 127-0826{29} | 127-0824{29} | — | — | — |
| 931, 935 | 4D | 950 | {163,165} | 153-5710 | 153-5700 | 9X9730 | 9X-9720 | — | — | — | — | — |
| 931, 935 - Optional | 8D | 1250 | | 153-5720 | 101-4000 | 153-5710 | 9X9730 | 8C-3624 | 250-0473 | — | — | — |
| 933 | 2 | 660 | {164,172} | 153-5690 | — | — | — | 8C-3629 | 8C-3617 | — | — | — |
| 933C, 939C | 31T | 900 | | 175-4390 | 115-2422 | 115-2421 | — | — | — | — | — | — |
| 936, 936F - Optional | 4D | 1000 | {15} | 153-5710 | — | — | — | — | — | — | — | — |

{2} Check terminal post arrangement carefully! Could be top or side terminals. {15} Two batteries required. For best results, replace both.
 {16} Vibration proof battery. Replacement not available. {17} Watch polarity and clearance! Vehicle could have reverse terminal battery.
 {29} Battery hold-down may need to be replaced and/or modified. Battery cable replacement may be necessary.
 {31} Replacement battery is longer and wider than OE. Hold-down and/or tray replacement may be necessary. {147} 1 Battery - Dual Battery Opt.
 {148} Two or more batteries required. For best results, replace all. {163} Direct electric start. {164} Gas starting engine.
 {165} 12-Volt. {166} 24-Volt. {168} Air start. {172} 6-Volt. {173} Requires 4 batteries.

Premium High Output batteries should be your first choice for all earth moving applications. Option 1 in each category is the preferred size.

IMPORTANT NOTE: BATTERIES CAN EXPLODE! Always wear safety glasses AND shield eyes when working around batteries. Always check for proper polarity and sufficient terminal clearance BEFORE final installation to avoid dangerous sparks, potential explosion, possible severe personal injury and/or expensive electrical system and/or vehicle/equipment damage or fire.

| EQUIPMENT TYPE YEAR / MODEL | O.E. BCI NO. | CCA @ ° F | Notes | PREMIUM HIGH OUTPUT | | | | GENERAL SERVICE LINE | | | |
|--|--------------------|-----------------|--------------|---------------------|-------------|-------------|-------------|----------------------|--------------|-------------|-------------|
| | | | | Option 1 | Option 2 | Option 3 | Option 4 | Option 1 | Option 2 | Option 3 | Option 4 |
| Wheel & Track-Type Loaders & Dozers (Continued) | | | | | | | | | | | |
| 941 | 2 | 660 | {15,163,172} | 153-5690 | — | — | — | 8C-3629 | 8C-3617 | — | — |
| 943 | 29H | 625 | {15,163,166} | — | — | — | — | 8C-3627 | — | — | — |
| 943 - Optional | 31P | 700 | {15} | — | — | — | — | 127-0826{29} | 127-0824{29} | — | — |
| | 4D | 950 | {15} | 153-5710 | 153-5700 | 9X9730 | 9X-9720 | — | — | — | — |
| 944, 944A, 950, 933, 955, 977, 980 | 24 | 425 | {164,165} | 153-5656 | — | — | — | 8C-3600 | 3T-5857 | 250-0489 | 250-0486 |
| 944, 944A, 950, 966 - Optional | 31P | 700 | {148} | — | — | — | — | 127-0826{29} | 127-0824{29} | — | — |
| 950F - Optional | 31P | 750 | {15} | — | — | — | — | 127-0826{29} | 127-0824{29} | — | — |
| 950F, 966F, 970F, 973 | 4D | 1000 | {16,147,163} | 153-5710 | — | — | — | — | — | — | — |
| 951 | 2 | 660 | {17,163,172} | 153-5690 | — | — | — | 8C-3629 | 8C-3617 | — | — |
| 953 | 29H | 625 | {15,163,166} | — | — | — | — | 8C-3627 | — | — | — |
| 953 - Optional | 31P | 700 | {15} | — | — | — | — | 127-0826{29} | 127-0824{29} | — | — |
| | 4D | 950 | {15} | 153-5710 | 153-5700 | 9X9730 | 9X-9720 | — | — | — | — |
| 953C, 963C | 31T | 760 | {15} | 175-4390 | 115-2422 | 115-2421 | — | — | — | — | — |
| 953D | 31P | 750 | {15,163,166} | — | — | — | — | 127-0826{29} | 127-0824{29} | — | — |
| 955 | 2 | 660 | {164,172} | 153-5690 | — | — | — | 8C-3629 | 8C-3617 | — | — |
| | 4D | 950 | {15,163} | 153-5710 | 153-5700 | 9X9730 | 9X-9720 | — | — | — | — |
| 960F, 963 | 4D | 1000 | {15,163,166} | 153-5710 | — | — | — | — | — | — | — |
| 960F, 963 - Optional | 31P | 700 | {15} | — | — | — | — | 127-0826{29} | 127-0824{29} | — | — |
| 966 | 2 | 660 | {17,163,166} | 153-5690 | — | — | — | 8C-3629 | 8C-3617 | — | — |
| | 24 | 425 | {164,165} | 153-5656 | — | — | — | 8C-3600 | 3T-5857 | 250-0489 | 250-0486 |
| 966 - Optional | 4D | 950 | {15} | 153-5710 | 153-5700 | 9X9730 | 9X-9720 | — | — | — | — |
| | 8D | 1250 | {15} | 153-5720 | 101-4000 | 153-5710 | 9X9730 | 8C-3624 | 250-0473 | — | — |
| 977, 980 | 2 | 660 | {164,172} | 153-5690 | — | — | — | 8C-3629 | 8C-3617 | — | — |
| | 4D | 950 | {15,163} | 153-5710 | 153-5700 | 9X9730 | 9X-9720 | — | — | — | — |
| 977, 980, 988 - Optional | 8D | 1250 | {15} | 153-5720 | 101-4000 | 153-5710 | 9X9730 | 8C-3624 | 250-0473 | — | — |
| 980F, 983 | 4D | 1000 | {15,163,166} | 153-5710 | — | — | — | — | — | — | — |
| 980F, 983 - Optional | 31P | 750 | {15} | — | — | — | — | 127-0826{29} | 127-0824{29} | — | — |
| | 8D | 1250 | {173} | 153-5720 | 101-4000 | 153-5710 | 9X9730 | 8C-3624 | 250-0473 | — | — |
| 988 | 24 | 425 | {164,165} | 153-5656 | — | — | — | 8C-3600 | 3T-5857 | 250-0489 | 250-0486 |
| | 4D | 950 | {15,163,166} | 153-5710 | 153-5700 | 9X9730 | 9X-9720 | — | — | — | — |
| 988F, 992D | 31P | 750 | {17,163,166} | — | — | — | — | 127-0826{29} | 127-0824{29} | — | — |
| 992, 994 | 8D | 1250 | {16,163,168} | 153-5720 | 101-4000 | 153-5710 | 9X9730 | 8C-3624 | 250-0473 | — | — |
| Wheel Loaders | | | | | | | | | | | |
| 2008-07 950, 962, 966 H Series 2 | 4D | 1000 | {15} | 153-5710 | — | — | — | — | — | — | — |
| 2008-07 H Series | 31T | 750 | {15} | 175-4390 | 175-4370 | 115-2422 | 115-2421 | — | — | — | — |
| 2008-05 906 | 31T | 750 | | 175-4390 | 175-4370 | 115-2422 | 115-2421 | — | — | — | — |
| 2008-05 908, 914 G | 31T | 900 | | 175-4390 | 115-2422 | 115-2421 | — | — | — | — | — |
| 2008-05 972 G, 972 H Series 2 | 31T | 1000 | {15} | — | — | — | — | — | — | — | — |
| 2008-05 980 G, 980 H Series 2 | 31T | 750 | {15} | 175-4390 | 175-4370 | 115-2422 | 115-2421 | — | — | — | — |
| 2008-05 990 Series 2, 992 G | 4D | 1125 | {15} | 153-5710 | — | — | — | — | — | — | — |
| 2007-05 950 G Series 2, 962 G Series 2 | 4D | 1000 | {15} | 153-5710 | — | — | — | — | — | — | — |
| 2007-05 950, 960, 966 G Series 2 | 4D | 1000 | {15} | 153-5710 | — | — | — | — | — | — | — |
| 2007-05 994 D | 8D | 1500 | {15} | 153-5720 | — | — | — | 250-0473 | — | — | — |
| 2007-05 Compact - 902 | 31T | 750 | | 175-4390 | 175-4370 | 115-2422 | 115-2421 | — | — | — | — |
| 2007-05 M313 C | 31T | 750 | {15} | 175-4390 | 175-4370 | 115-2422 | 115-2421 | — | — | — | — |
| 2007-02 924G, 928G | 31T | 900 | | 175-4390 | 115-2422 | 115-2421 | — | — | — | — | — |
| 2007 950 H Series 2, 962 H Series 2 | 4D | 1000 | {15} | 153-5710 | — | — | — | — | — | — | — |
| 2007 980 H Series 2, H Series | 31T | 750 | {15} | 175-4390 | 175-4370 | 115-2422 | 115-2421 | — | — | — | — |
| 2003-02 966G, 972G, 980G | 31T | 900 | | 175-4390 | 115-2422 | 115-2421 | — | — | — | — | — |
| 2003 966G, 972G, 980G | 31T | 900 | | 175-4390 | 115-2422 | 115-2421 | — | — | — | — | — |

Premium High Output batteries should be your first choice for all earth moving applications. Option 1 in each category is the preferred size.

IMPORTANT NOTE: BATTERIES CAN EXPLODE! Always wear safety glasses AND shield eyes when working around batteries. Always check for proper polarity and sufficient terminal clearance BEFORE final installation to avoid dangerous sparks, potential explosion, possible severe personal injury and/or expensive electrical system and/or vehicle/equipment damage or fire.

| EQUIPMENT TYPE YEAR / MODEL | O.E. BCI NO. | CCA @ ° F | Notes | PREMIUM HIGH OUTPUT | | | | GENERAL SERVICE LINE | | | |
|--|--------------------|-----------------|--------------|---------------------|-------------|-------------|-------------|----------------------|--------------|-------------|-------------|
| | | | | Option 1 | Option 2 | Option 3 | Option 4 | Option 1 | Option 2 | Option 3 | Option 4 |
| Wheel Tractor Scrapers | | | | | | | | | | | |
| 613 | 2 | 660 | {17,163,172} | 153-5690 | — | — | — | 8C-3629 | 8C-3617 | — | — |
| | 29H | 625 | {15,163,166} | — | — | — | — | 8C-3627 | — | — | — |
| 613, 619 - Optional | 4D | 950 | {15} | 153-5710 | 153-5700 | 9X9730 | 9X-9720 | — | — | — | — |
| 613, 621, 630, 631, 632, 641, 650, 651, 657, 660, 666 - Optional | 31P | 700 | {148} | — | — | — | — | 127-0826{29} | 127-0824{29} | — | — |
| 615 | 4D | 900 | {15,163,165} | 153-5710 | 153-5700 | 9X9730 | 9X-9720 | 8C-3623 | — | — | — |
| 615 - Optional | 31P | 700 | {148} | — | — | — | — | 127-0826{29} | 127-0824{29} | — | — |
| 615C, 621F, 630, 631, 632, 641, 650, 651, 657, 660, 666 | 31P | 750 | {17,163,166} | — | — | — | — | 127-0826{29} | 127-0824{29} | — | — |
| 619 | 2 | 660 | {17,163,166} | 153-5690 | — | — | — | 8C-3629 | 8C-3617 | — | — |
| | 24 | 425 | {164,165} | 153-5656 | — | — | — | 8C-3600 | 3T-5857 | 250-0489 | 250-0486 |
| 621 | 24 | 425 | {164,165} | 153-5656 | — | — | — | 8C-3600 | 3T-5857 | 250-0489 | 250-0486 |
| 621, 623, 627 | 4D | 950 | {15,163,166} | 153-5710 | 153-5700 | 9X9730 | 9X-9720 | — | — | — | — |
| 621, 660, 666 - Optional | 8D | 1250 | {15} | 153-5720 | 101-4000 | 153-5710 | 9X9730 | 8C-3624 | 250-0473 | — | — |
| 623, 627 - Optional | 31P | 700 | {15} | — | — | — | — | 127-0826{29} | 127-0824{29} | — | — |
| | 8D | 1250 | {148} | 153-5720 | 101-4000 | 153-5710 | 9X9730 | 8C-3624 | 250-0473 | — | — |
| 623F, 627F | 31P | 750 | {17,163,166} | — | — | — | — | 127-0826{29} | 127-0824{29} | — | — |
| 630, 631, 632, 641, 650, 651, 657 | 24 | 425 | {147} | 153-5656 | — | — | — | 8C-3600 | 3T-5857 | 250-0489 | 250-0486 |
| | 8D | 1250 | {15,163,166} | 153-5720 | 101-4000 | 153-5710 | 9X9730 | 8C-3624 | 250-0473 | — | — |
| 633, 637, 639 | 4D | 950 | {15,163,166} | 153-5710 | 153-5700 | 9X9730 | 9X-9720 | — | — | — | — |
| 633, 637, 639 - Optional | 31P | 700 | {15} | — | — | — | — | 127-0826{29} | 127-0824{29} | — | — |
| | 8D | 1250 | {148} | 153-5720 | 101-4000 | 153-5710 | 9X9730 | 8C-3624 | 250-0473 | — | — |
| 660, 666 | 24 | 425 | {16,147,164} | 153-5656 | — | — | — | 8C-3600 | 3T-5857 | 250-0489 | 250-0486 |
| 776C - 24-volt | 8D | 1250 | {15,163,166} | 153-5720 | 101-4000 | 153-5710 | 9X9730 | 8C-3624 | 250-0473 | — | — |
| 784B - 24-volt | 31P | 750 | {15,163,166} | — | — | — | — | 127-0826{29} | 127-0824{29} | — | — |

- {15} Two batteries required. For best results, replace both. {16} Vibration proof battery. Replacement not available.
- {17} Watch polarity and clearance! Vehicle could have reverse terminal battery.
- {29} Battery hold-down may need to be replaced and/or modified. Battery cable replacement may be necessary.
- {147} 1 Battery - Dual Battery Opt. {148} Two or more batteries required. For best results, replace all.
- {163} Direct electric start. {164} Gas starting engine. {165} 12-Volt. {166} 24-Volt. {172} 6-Volt.

Premium High Output batteries should be your first choice for all earth moving applications. Option 1 in each category is the preferred size.

Industrial, Road & Misc. Equipment

ACKER DRILL DIVISION — ALLIS-CHALMERS CORPORATION

IMPORTANT NOTE: BATTERIES CAN EXPLODE! Always wear safety glasses AND shield eyes when working around batteries. Always check for proper polarity and sufficient terminal clearance BEFORE final installation to avoid dangerous sparks, potential explosion, possible severe personal injury and/or expensive electrical system and/or vehicle/equipment damage or fire.

| MAKE EQUIPMENT TYPE YEAR / MODEL | O.E. BCI NO. | CCA @ ° F | Notes | REPLACEMENT | |
|---|--------------------|-----------------|-------|-------------|----------|
| | | | | Option 1 | Option 2 |
| ACKER DRILL DIVISION | | | | | |
| CHRISTENSEN BOYLES CORPORATION | | | | | |
| Core Drills | | | | | |
| 1995-90 CS1000, CS3000, CS4000, WA-111C | 4D | 960 | | 153-5710 | 153-5700 |
| 1995-90 Hillbilly MK-III, Mountaineer | 24 | 410 | | 153-5656 | 8C-3600 |
| 1995-67 Ace, Bushmaster | 24 | 410 | | 153-5656 | 8C-3600 |
| 1995-65 Hillbilly MK-III, Mountaineer - Diesel | 4D | 960 | | 153-5710 | 153-5700 |
| Earth Auger & Core Drill | | | | | |
| 1995-86 Soil Max | 4D | 960 | | 153-5710 | 153-5700 |
| 1995-82 Soil Sentry, Soil X | 24 | 410 | | 153-5656 | 8C-3600 |
| 1995-69 AD-II | 24 | 410 | | 153-5656 | 8C-3600 |
| 1995-69 AD-II - Diesel | 4D | 960 | | 153-5710 | 153-5700 |
| Grout Mixer & Pavement Test Drill | | | | | |
| 1995-65 Colgrouter, PT-22 | 24 | 410 | | 153-5656 | 8C-3600 |
| Multi-Purpose Drill | | | | | |
| 1995-77 MP-MK-V, MP-18, CS2000 | 4D | 960 | | 153-5710 | 153-5700 |
| Pumping Station | | | | | |
| 1995-75 Lister TS-2A, 3T2-A, Deutz F3L-912 Electric Start | 4D | 960 | | 153-5710 | 153-5700 |
| 1995-68 All other engines Electric Start | 24 | 410 | | 153-5656 | 8C-3600 |
| Rotary Drills | | | | | |
| 1995-72 WA-II, WA-III C | 4D | 960 | | 153-5710 | 153-5700 |
| Soil Sampling Drill | | | | | |
| 1993-67 Teredo MK-II | 24 | 410 | | 153-5656 | 8C-3600 |
| 1993-67 Teredo MK-II - Diesel | 4D | 960 | | 153-5710 | 153-5700 |
| Tie Back Drill | | | | | |
| 1995-73 Hologater, Under Core Drill CS-1000 | 4D | 960 | | 153-5710 | 153-5700 |
| ACME MACHINERY INC. | | | | | |
| Loaders | | | | | |
| 1986-79 S1-D1 Deutz | 4D | 840 | {173} | 153-5710 | 153-5700 |
| AG CHEM EQUIPMENT CO. | | | | | |
| Equipment | | | | | |
| 2008-07 RoGator 874 | 31T | 700 | {15} | 175-4390 | 175-4370 |
| 2008-06 RoGator 1074 | 31T | 700 | {15} | 175-4390 | 175-4370 |
| 2008 RoGator SS1074 | 31T | 700 | {15} | 175-4390 | 175-4370 |
| 2008 RoGator SS874 | 31T | 700 | {15} | 175-4390 | 175-4370 |
| 2008 RoGator SSc1074 | 31T | 700 | {15} | 175-4390 | 175-4370 |
| 2008 Terra - Gator 3244 | 31T | 700 | {15} | 175-4390 | 175-4370 |
| 2008 Terra - Gator 6203 | 31T | 700 | {15} | 175-4390 | 175-4370 |
| 2008 Terra - Gator 8203 | 31T | 700 | {15} | 175-4390 | 175-4370 |
| 2008 Terra - Gator 8204 | 31T | 700 | {15} | 175-4390 | 175-4370 |
| 2008 Terra - Gator 8244 | 31T | 700 | {15} | 175-4390 | 175-4370 |
| 2008 Terra - Gator 9203 | 31T | 700 | {15} | 175-4390 | 175-4370 |
| 2008 Terra - Gator 9205 | 31T | 700 | {15} | 175-4390 | 175-4370 |
| 2007-06 RoGator 1264 | 31T | 700 | {15} | 175-4390 | 175-4370 |
| 2007-06 RoGator 864 | 31T | 700 | {15} | 175-4390 | 175-4370 |
| 2007 RoGator 1064 | 31T | 700 | {15} | 175-4390 | 175-4370 |
| 2007 RoGator 1074C | 31T | 700 | {15} | 175-4390 | 175-4370 |
| 2007 RoGator 1268C | 31T | 700 | {15} | 175-4390 | 175-4370 |
| 2007 Terra - Gator 3104 | 31T | 700 | {15} | 175-4390 | 175-4370 |
| 2007 Terra - Gator 4104 | 31T | 700 | {15} | 175-4390 | 175-4370 |
| 2007 Terra - Gator 6103 | 31T | 700 | {15} | 175-4390 | 175-4370 |
| 2007 Terra - Gator 8104 | 31T | 700 | {15} | 175-4390 | 175-4370 |
| 2006 RoGator 1054 | 31T | 700 | {15} | 175-4390 | 175-4370 |

| MAKE EQUIPMENT TYPE YEAR / MODEL | O.E. BCI NO. | CCA @ ° F | Notes | REPLACEMENT | |
|---|--------------------|-----------------|-------|-------------|----------|
| | | | | Option 1 | Option 2 |
| AG CHEM EQUIPMENT CO. (Continued) | | | | | |
| Equipment (Continued) | | | | | |
| 2006 RoGator 1254 | 31T | 700 | {15} | 175-4390 | 175-4370 |
| 2006 RoGator 1274 | 31T | 700 | {15} | 175-4390 | 175-4370 |
| 2004-02 Terra - Gator 8144 | 31T | 700 | {15} | 175-4390 | 175-4370 |
| 2004-02 Terra - Gator 9103 | 31T | 700 | {15} | 175-4390 | 175-4370 |
| 2004 Terra - Gator 9105 | 31T | 700 | {15} | 175-4390 | 175-4370 |
| AKERMAN HW INC. | | | | | |
| Formerly HEIN-WERNER CORPORATION | | | | | |
| Hydraulic Excavators | | | | | |
| 1982-74 C-12B,C-14B,C-24,C-28 | 8D | 845 | {147} | 153-5720 | 101-4000 |
| ALLIED SYSTEMS CO. | | | | | |
| WAGNER DIVISION | | | | | |
| Formerly RAYGO-WAGNER | | | | | |
| Coil Carrier | | | | | |
| 1981-74 CP-90, SW-600 | 8D | 930 | {15} | 153-5720 | 101-4000 |
| Compactors | | | | | |
| 1975-62 All RAM | | | | | |
| & RAM PAK Models | | | | | |
| 1965-62 WC-24 | 4D | 695 | {15} | 153-5710 | 153-5700 |
| Lift Trucks | | | | | |
| 1973-62 All | 8D | 930 | {15} | 153-5720 | 101-4000 |
| Log Stackers | | | | | |
| 1987-76 L-470, L-480, | | | | | |
| L-490, L-4120 | | | | | |
| 1987-62 L-90, L-100, L-120, L-130, L-130B, L-130H, LF90 | 8D | 1000 | {15} | 153-5720 | 101-4000 |
| 1985-63 L-24, L-40, LHR-45, L-70, L-80, AP-45, MH-80 | | | | | |
| | 8D | 930 | {15} | 153-5720 | 101-4000 |
| 1970-64 L-24 Super, L-60, L-80 | 4D | 695 | {15} | 153-5710 | 153-5700 |
| Port Packers | | | | | |
| 1983-75 PC-9082, NCH-35 | 8D | 930 | {15} | 153-5720 | 101-4000 |
| 1983-69 APR-45, CH-50, CH-70, MH-80, PC-80, PC-90 | | | | | |
| | 8D | 930 | {15} | 153-5720 | 101-4000 |
| Rockhound, | | | | | |
| Steel Workers & Straddle Carrier | | | | | |
| 1987-66 RH-200, SW-80, SW-90, STRAD-80 | 8D | 930 | {15} | 153-5720 | 101-4000 |
| Wheel Tractors | | | | | |
| 1987-66 CB, CD & CHD Series, DK-250, SF-430 | | | | | |
| | 8D | 1000 | {15} | 153-5720 | 101-4000 |
| 1972-66 WA, WC & WSC Series Optional | | | | | |
| | 8D | 1000 | {173} | 153-5720 | 101-4000 |
| 1968-66 WA-14, WSC-10, WI-14, WI-17, WI-24 | | | | | |
| | 4D | 695 | {15} | 153-5710 | 153-5700 |
| ALLIS-CHALMERS CORPORATION | | | | | |
| INDUSTRIAL TRACTOR DIVISION | | | | | |
| Additional equipment listed in the Farm Equipment section. | | | | | |
| Dozers | | | | | |
| 1966-64 D-30 | 4D | 800 | {15} | 153-5710 | 153-5700 |
| 1966-63 D-40 | 8D | 950 | {15} | 153-5720 | 101-4000 |
| Early Models | | | | | |
| 1968-55 HD-6, HD-7G, T-16D, TL-10D, TL-12D | | | | | |
| | 4D | 800 | {147} | 153-5710 | 153-5700 |
| 1968-53 HD-21, T-160, T-200, T-260, T-260E, TL-40D | | | | | |
| | 8D | 950 | {15} | 153-5720 | 101-4000 |

{15} Two batteries required. For best results, replace both. {147} 1 Battery - Dual Battery Opt.
{173} Requires 4 batteries.

Industrial, Road & Misc. Equipment

ALLIS-CHALMERS CORPORATION — ATHEY PRODUCTS CORP.



IMPORTANT NOTE: BATTERIES CAN EXPLODE! Always wear safety glasses AND shield eyes when working around batteries. Always check for proper polarity and sufficient terminal clearance BEFORE final installation to avoid dangerous sparks, potential explosion, possible severe personal injury and/or expensive electrical system and/or vehicle/equipment damage or fire.

| MAKE EQUIPMENT TYPE YEAR / MODEL | O.E. BCI NO. | CCA @ ° F | Notes | REPLACEMENT | |
|--|--------------------|-----------------|-------|-------------|--------------|
| | | | | Option 1 | Option 2 |
| ALLIS-CHALMERS CORPORATION (Continued) | | | | | |
| Early Models (Continued) | | | | | |
| 1968-50 HD-6, HD-11, HHD-15, HD-16, HD-20 | 6D | 750 | {15} | 153-5710 | 153-5700 |
| 1967-65 TL-545D thru TL-745 | 4D | 800 | {147} | 153-5710 | 153-5700 |
| 1967-64 H-4, HD-4, TL-10D, TL-12D | 30H | 585 | {147} | 8C-3627 | 127-0826{29} |
| 1967-60 HD-3 | 2 | 600 | {15} | 153-5690 | 8C-3629 |
| 1967-55 T-360, T-460, T-460B, T-560, T-560C | 8D | 950 | {15} | 153-5720 | 101-4000 |
| 1967-51 H-3, TL-10G, TL-12G | 24 | 400 | | 153-5656 | 8C-3600 |
| 1966-58 TL-14G, TL-16D, TL-16G, TL-20D, TL-30D | 4D | 800 | | 153-5710 | 153-5700 |
| 1965-59 TL-14D | NA | NA | {169} | — | — |
| Industrial Tractors | | | | | |
| 1984-82 705D, 706D, 708D, 766 Forklifts | 30H | 580 | | 8C-3627 | 127-0826{29} |
| 1984-82 705D, 706D, 708D, 766 Forklifts Optional | 8D | 945 | | 153-5720 | 101-4000 |
| 1984-82 710C, 714C, 7151C Backhoe Loaders | 30H | 580 | {147} | 8C-3627 | 127-0826{29} |
| 1984-70 640, 644 | 30H | 580 | {15} | 8C-3627 | 127-0826{29} |
| 1984-70 650, 700 - Diesel | 30H | 580 | {15} | 8C-3627 | 127-0826{29} |
| 1984-69 706B, 715B, 816B, 840B, 918, 940 | 30H | 580 | {147} | 8C-3627 | 127-0826{29} |
| 1984-69 706C, 715C, 816C, 840C | 30H | 580 | {147} | 8C-3627 | 127-0826{29} |
| 1981-79 705C, 706C, 708C | 30H | 580 | | 8C-3627 | 127-0826{29} |
| 1981-79 705C, 706C, 708C - Diesel | 8D | 945 | {147} | 153-5720 | 101-4000 |
| 1981-79 714B, 715B - Diesel | 30H | 580 | {15} | 8C-3627 | 127-0826{29} |
| 1978-75 540 | 24 | 305 | | 153-5656 | 8C-3600 |
| 1968-67 12G | 6D | 750 | {15} | 153-5710 | 153-5700 |
| Motor Graders | | | | | |
| 1967-49 All models ex. D, DD | 5D | 800 | {15} | 8C-3633 | — |
| 1967-49 D, DD | 1 | 500 | {15} | 8C-3617 | — |
| ALLMAND | | | | | |
| Backhoe Loaders | | | | | |
| 2010-07 TLB535, TLB6235 | 24 | 675 | | 127-0826 | 127-0824 |
| Light Plants | | | | | |
| 2010-08 Night-Lite Pro SN 0294PRO02 - Up | 24 | 675 | | 127-0826 | 127-0824 |
| 2010-07 Maxil-Lite ML 15, Maxil-Lite ML 20 | 24 | 675 | | 127-0826 | 127-0824 |
| 2007 Night-Lite Pro | 24 | 675 | | 127-0826 | 127-0824 |
| Mini Tractor/Loader/Backhoes | | | | | |
| 2010-07 TLB220, TLB225, TLB325, TLB425 | 24 | 675 | | 127-0826 | 127-0824 |
| AMERICAN ROAD EQUIPMENT CO. | | | | | |
| Agri-Loader | | | | | |
| 1980-76 650G | 3EE | 265 | | 8C-3620 | 250-0488{31} |
| 1980-76 650G - Optional | 8D | 900 | | 153-5720 | 101-4000 |
| Lift Trucks | | | | | |
| 1971-66 720, 720-P | 3EE | 265 | | 8C-3620 | 250-0488{31} |
| 1970-68 640 | 2 | 545 | | 153-5690 | 8C-3629 |
| 1970-66 620P, 620-TC, 620-TI | 24 | 280 | | 153-5656 | 8C-3600 |

| MAKE EQUIPMENT TYPE YEAR / MODEL | O.E. BCI NO. | CCA @ ° F | Notes | REPLACEMENT | |
|--|--------------------|-----------------|-------|--------------|----------|
| | | | | Option 1 | Option 2 |
| AMERICAN ROAD EQUIPMENT CO. (Continued) | | | | | |
| Power Sweep | | | | | |
| 1976-70 570-S | 29NF | 300 | | 250-0487{26} | — |
| AMHOIST | | | | | |
| AMERICAN HOIST & DERRICK CO. Formerly AMERICAN STEEL DREDGE | | | | | |
| Locomotive Cranes | | | | | |
| 1987-74 825GMD, 830DEH, -GMD, 840-, 850-, 855DEH | 8D | 935 | {147} | 153-5720 | 101-4000 |
| 1987-68 5030DE, 840DH, 840DJH, 855DH, 7030DH, 7040DE, 9000 | 8D | 935 | {15} | 153-5720 | 101-4000 |
| 1983-61 9000, 9000DE | 7D | 925 | {175} | 8C-3635 | 8C-3633 |
| 1976-52 825-CD, 830-CD, 830-DE, 840-DE, 850-DE, 880DE | 7D | 925 | {175} | 8C-3635 | 8C-3633 |
| 1963-56 830 | 8D | 950 | | 153-5720 | 101-4000 |
| 1962-56 825-CD, 830-CD, 830-DE, 840-DE, 850-DE, 880DE GM Eng | 8D | 950 | | 153-5720 | 101-4000 |
| 1962-56 825-CD, 830-CD, 830-DE, 840-DE, 850-DE, 880DE Cat Eng | 2 | 600 | | 153-5690 | 8C-3629 |
| 1960-58 840DE, 850DE, 880DE | 9D | 1000 | {175} | — | — |
| Power Shovels & Cranes | | | | | |
| 1987-71 1000, 1100, 7000Truck, 12210 Series | 8D | 935 | {173} | 153-5720 | 101-4000 |
| 1987-67 100, 200, 300, 400, 500, 700 - 24-volt | 8D | 935 | {173} | 153-5720 | 101-4000 |
| 1987-53 300, 400, 500, 700, 800, 900 - Series | 8D | 935 | {147} | 153-5720 | 101-4000 |
| 1987-53 300, 400, 500, 700, 800, 900 - Optional | 2 | 545 | {175} | 153-5690 | 8C-3629 |
| 1967-58 100, 200 - Series, exc Cont & Wauk. Eng. | 2 | 550 | {147} | 153-5690 | 8C-3629 |
| 1967-58 100, 200 - Series, w/Cont. B-427, M-330 Waukesha Eng | 2 | 550 | {147} | 153-5690 | 8C-3629 |
| 1967-55 100, 200 - Series | 4D | 760 | {147} | 153-5710 | 153-5700 |
| 1967-55 100, 200 - Optional | 2 | 545 | {15} | 153-5690 | 8C-3629 |
| ATHEY PRODUCTS CORP. | | | | | |
| 3-Wheel Sweepers | | | | | |
| 1991-82 HLD-1, HLD-2, H-10-1, H-10-2 | 31T | 625 | | 175-4390 | 175-4370 |
| Blades | | | | | |
| 1991-88 AB6906 | 31T | 915 | | 175-4390 | 115-2422 |
| 1991-75 AB-6903H, AB-6904H, AB-6905 | 4D | 760 | | 153-5710 | 153-5700 |
| Force Feed Loaders | | | | | |
| 1991-77 7-12 | 30H | 490 | | 8C-3627 | 8C-3601 |
| 1991-71 7-11D, 7-12D | 4D | 760 | | 153-5710 | 153-5700 |
| 1977-62 7-11, 7-11G, 125 | 24 | 440 | | 153-5656 | 8C-3600 |
| Mobil Chassis | | | | | |
| 1991-87 C-1 | 4D | 760 | | 153-5710 | 153-5700 |
| Mobil Sweepers | | | | | |
| 1999-94 H-10B-1, H-10B-2 | 31T | 925 | | 175-4390 | 115-2422 |

{15} Two batteries required. For best results, replace both. {26} Replacement battery is wider than OE. Hold-down and/or tray replacement may be necessary.
 {29} Battery hold-down may need to be replaced and/or modified. Battery cable replacement may be necessary.
 {30} Replacement battery is wider and taller than OE. Hold-down and/or tray replacement may be necessary.
 {31} Replacement battery is longer and wider than OE. Hold-down and/or tray replacement may be necessary. {147} 1 Battery - Dual Battery Opt.
 {148} Two or more batteries required. For best results, replace all. {169} Military 6TL. {173} Requires 4 batteries. {175} Requires 1 or 5 batteries.
 {193} The listed 6-volt sizes were used during these years: (Check dimensions, clearance, & polarity carefully!)

Industrial Equipment

Industrial, Road & Misc. Equipment

ATHEY PRODUCTS CORP. — BLAW-KNOX CONSTRUCTION EQUIPMENT CO.

IMPORTANT NOTE: BATTERIES CAN EXPLODE! Always wear safety glasses AND shield eyes when working around batteries. Always check for proper polarity and sufficient terminal clearance BEFORE final installation to avoid dangerous sparks, potential explosion, possible severe personal injury and/or expensive electrical system and/or vehicle/equipment damage or fire.

| MAKE EQUIPMENT TYPE YEAR / MODEL | O.E. BCI NO. | CCA @ ° F | Notes | REPLACEMENT | |
|--|--------------------|-----------------|-------|--------------|--------------|
| | | | | Option 1 | Option 2 |
| ATHEY PRODUCTS CORP. (Continued) | | | | | |
| Mobil Sweepers (Continued) | | | | | |
| 1999-93 2TE-4DBC, 2TE-4DHLC, 2TE-5DBC | 4D | 900 | | 153-5710 | 153-5700 |
| 1999-91 1TE-4DHL, 2TE-4DHL, 1TE-5DBC | 4D | 900 | | 153-5710 | 153-5700 |
| 1999-85 ABD-1, ABD-2, ABDA-1, ABDA-2, ABDB-1, ABDB-1C, ABDB-1P, ABDB-2, ABDB-2C, ABDB-2P | 4D | 900 | | 153-5710 | 153-5700 |
| 1999-85 ABDC-1, ABDC-2, AHL-1, AHL-2, AHLA-1, AHLA-2 | 4D | 900 | | 153-5710 | 153-5700 |
| 1999-85 AHLB-1, AHLB-1C, AHLB-1P, AHLB-2, AHLB-2C, AHLB-2P, AHL-1, AHL-2 | 4D | 900 | | 153-5710 | 153-5700 |
| 1993-91 1TE-4DB, 1TE-4DBC, 2TE-4DB, 1TE-5DB, 2TE-5DB | 4D | 900 | | 153-5710 | 153-5700 |
| 1992-91 1TE-4GB, 2TE-4GB | 30H | 500 | | 8C-3627 | 8C-3601 |
| 1991-76 1TE-3, 1TE-4, 2TE-3, 2TE-4 - Ford engine | 30H | 490 | | 8C-3627 | 8C-3601 |
| 1991-76 1TE-3, 1TE-4, 2TE-4 - GM Eng | 4D | 760 | | 153-5710 | 153-5700 |
| Skidders | | | | | |
| 1981-73 PH97 | 24 | 440 | {15} | 153-5656 | 8C-3600 |
| 1979-72 S97D, S130D, PS130D | 4D | 760 | | 153-5710 | 153-5700 |
| BADGER EQUIPMENT CO. | | | | | |
| Excavators | | | | | |
| 2000-96 1085C, 1085D Cruz Air | 31T | 700 | {15} | 175-4390 | 175-4370 |
| 2000-95 450 Grademater | 8D | 975 | | 153-5720 | 101-4000 |
| 2000-86 660, 670 - Hydro-Scopic Upper | 8D | 975 | | 153-5720 | 101-4000 |
| 2000-82 460 - Hydro-Scopic Upper | 30H | 600 | {15} | 8C-3627 | 127-0826(29) |
| 2000-82 460, 666, 670 - Carrier | 8D | 975 | | 153-5720 | 101-4000 |
| BAKER | | | | | |
| Forklift | | | | | |
| 1961-58 | 1 | 525 | {193} | 8C-3617 | — |
| | 2 | 550 | {193} | 153-5690 | 8C-3629 |
| | 2E | 600 | {193} | 8C-3632(30) | — |
| | 2N | 450 | {193} | 153-5690(31) | 8C-3629(31) |
| Platform & Shovel loader Trucks | | | | | |
| 1961-58 PGF-020-001 | 2N | 450 | | 153-5690(31) | 8C-3629(31) |
| Traveloader Trucks | | | | | |
| 1961-58 All except TKF-100-002 & TKF-120-002 | 6D | 880 | {147} | 153-5710 | 153-5700 |
| 1961-58 TKF-100-002, 120-002 | 6TL | NA | | — | — |
| BARBER-GREENE CO. | | | | | |
| In the absence of a cranking performance specification supplied by the original equipment vehicle manufacturer, the rating shown is based upon battery industry consensus. | | | | | |
| Asphalt Pavers | | | | | |
| 1975-74 SA-41 | 4D | 730 | | 153-5710 | 153-5700 |
| 1975-73 SB-140, SB-170, SA-150, SA-190 | 8D | 900 | | 153-5720 | 101-4000 |
| 1973-72 SB-110 | 27 | 410 | | 153-5656 | 8C-3601 |

| MAKE EQUIPMENT TYPE YEAR / MODEL | O.E. BCI NO. | CCA @ ° F | Notes | REPLACEMENT | |
|---|--------------------|-----------------|-------|-------------|----------|
| | | | | Option 1 | Option 2 |
| BARBER-GREENE CO. (Continued) | | | | | |
| Trenchers | | | | | |
| 1975-73 TA-30, TA-35, TA-55, TA-60, TA-65, TA-77, TC-30, TF-30, WL-50 | 4D | 730 | {147} | 153-5710 | 153-5700 |
| 1974-73 TA-30, TA-35, TA-55, TA-60, TA-65, TA-77, TC-30, TF-30, WL-50 | 8D | 900 | {148} | 153-5720 | 101-4000 |
| BAY CITY-MANITOWOC CORP. | | | | | |
| Shovels & Excavators | | | | | |
| 1969-58 | 3T | 825 | | 8C-3635 | — |
| | 6D | 850 | | 153-5710 | 153-5700 |
| | 7D | 900 | | 8C-3635 | 8C-3633 |
| | 8D | 975 | | 153-5720 | 101-4000 |
| BEUTHLING MANUFACTURING CO. | | | | | |
| Compactors | | | | | |
| 2010-02 B100, B105, B200, B205, B60, B65, B325, B300 | 24 | 575 | | 153-5656 | 3T-5857 |
| 2010-02 B155, B305, B325, B400, B335, B350 | 24 | 575 | | 153-5656 | 3T-5857 |
| 2008-06 B400 | 24 | 575 | | 153-5656 | 3T-5857 |
| 2003 B325 | 24 | 575 | | 153-5656 | 3T-5857 |
| 2002 B300T | 34 | 685 | | 250-0486 | 127-0826 |
| 2000-97 B100 Kohler engine | 24 | 460 | | 153-5656 | 8C-3600 |
| 2000-97 B100 Kubota engine | 34 | 685 | | 250-0486 | 127-0826 |
| 2000-97 B150 | 24 | 460 | | 153-5656 | 8C-3600 |
| 2000-83 B200, B300 | 34 | 685 | | 250-0486 | 127-0826 |
| 2000-83 B200T | 34 | 685 | | 250-0486 | 127-0826 |
| 1998-90 B60 | U1 | 290 | | — | — |
| 1998-87 B400 | 34 | 625 | | 250-0486 | 127-0826 |
| 1998-83 B350 | 34 | 685 | | 250-0486 | 127-0826 |
| 1988-85 B50 | U1 | 225 | | 8C-3636 | — |
| 1988-82 B100, B200, B300, B300T | 24 | 425 | | 153-5656 | 8C-3600 |
| BLAW-KNOX CONSTRUCTION EQUIPMENT CO. | | | | | |
| Base Pavers | | | | | |
| 1969-58 Cont. F-266-1325 | 1 | 600 | | 8C-3617 | — |
| 1969-58 P-150, P-160 | 24 | 280 | | 153-5656 | 8C-3600 |
| 1960-48 P-120, P-150 | 1 | 600 | | 8C-3617 | — |
| Bituminous Paver Finisher | | | | | |
| 1992-87 Hercules G-3000 | 24 | 280 | | 153-5656 | 8C-3600 |
| 1992-87 PF-150, PF-171 | 24 | 370 | {15} | 153-5656 | 8C-3600 |
| 1992-87 PF-172, PF-200, PF-180, PF-180H - J. Deere Eng, DD engine | 8D | 935 | | 153-5720 | 101-4000 |
| 1992-81 PF-400A | 30H | 380 | | 8C-3627 | 8C-3601 |
| 1992-68 PF-220, PF-500 | 8D | 935 | | 153-5720 | 101-4000 |
| 1991-76 PF-110T, PF-110W, PF-115 | 24 | 370 | {147} | 153-5656 | 8C-3600 |
| 1988-76 PF-120H | 8D | 935 | | 153-5720 | 101-4000 |
| 1988-65 PF-22, PF-25, PF-35, PF-65 | 24 | 280 | | 153-5656 | 8C-3600 |
| 1982-68 DD 4-53 | 8D | 935 | | 153-5720 | 101-4000 |
| 1977-68 PF-120 w/Ford 300 | 24 | 280 | | 153-5656 | 8C-3600 |
| 1963-59 Express w/GM 4-51Eng | 8D | 1050 | | 153-5720 | 101-4000 |
| 1963-59 Hercules JXC | 1 | 600 | | 8C-3617 | — |
| 1963-59 PF-45 | 24 | 210 | | 153-5656 | 8C-3600 |
| 1963-59 Suburban | 24 | 210 | | 153-5656 | 8C-3600 |
| 1963-55 PF-90, PF-90A, PF-90B | 8D | 935 | | 153-5720 | 101-4000 |

Industrial, Road & Misc. Equipment

BLAW-KNOX CONSTRUCTION EQUIPMENT CO. — BOMAG, U.S.A.



IMPORTANT NOTE: BATTERIES CAN EXPLODE! Always wear safety glasses AND shield eyes when working around batteries. Always check for proper polarity and sufficient terminal clearance BEFORE final installation to avoid dangerous sparks, potential explosion, possible severe personal injury and/or expensive electrical system and/or vehicle/equipment damage or fire.

| MAKE EQUIPMENT TYPE YEAR / MODEL | O.E. BCI NO. | CCA @ ° F | Notes | REPLACEMENT | |
|---|--------------------|-----------------|-------|--------------|--------------|
| | | | | Option 1 | Option 2 |
| BLAW-KNOX CONSTRUCTION EQUIPMENT CO. (Continued) | | | | | |
| Concrete Pavers | | | | | |
| 1968-47 34-ED, 34-ES, Slipform | 8D | 935 | | 153-5720 | 101-4000 |
| 1966-62 SW-150, SW-300, XE, XEM | 24 | 280 | | 153-5656 | 8C-3600 |
| 1962-58 Hercules HXC, Hercules RXLD | 4B | 615 | | 153-5710 | 153-5700 |
| Concrete Paving Spreaders & Trench Rollers | | | | | |
| 1962-53 SD, DTR-552 | 24 | 210 | | 153-5656 | 8C-3600 |
| Precision Subgraders | | | | | |
| 1962-58 GC | 24 | 210 | | 153-5656 | 8C-3600 |
| Road Wideners & Trukmixers | | | | | |
| 1992-60 DD, JD, RW-100, Bukaneer, Hydro-Mixer | 8D | 935 | | 153-5720 | 101-4000 |
| 1992-48 85, 95, 25RW, RW-195 | 24 | 280 | | 153-5656 | 8C-3600 |
| 1992-48 Ford, RW-38, M45, M-55, M-65 | 24 | 280 | | 153-5656 | 8C-3600 |
| BOBCAT BY TEXTRON | | | | | |
| Compact Excavators | | | | | |
| 2010-07 444 | 24 | 950 | | 127-0824 | — |
| 2009-07 323 | 26 | 530 | | 8C-3600 | 250-0489{32} |
| 2008-02 316 | 22 | 325 | | — | — |
| 2007-03 316 | 22NF | 325 | | 250-0487{26} | — |
| 2007-02 442 | 24 | 950 | | 127-0824 | — |
| Compact Track Loader | | | | | |
| 2010-03 T250, T300 | 31T | 950 | | 175-4390 | 115-2422 |
| 2010-02 T180, T190 | 24 | 600 | | 153-5656 | 3T-5857 |
| Skid Steer | | | | | |
| 2010-07 S330 | 31T | 950 | | 175-4390 | 115-2422 |
| 2010-04 430, 435 | 24 | 950 | | 127-0824 | — |
| 2010-02 553, S130, S150, S160, S175, Toolcat - 5600 | 24 | 600 | | 153-5656 | 3T-5857 |
| 2010-02 A300, S185, S205, S220, S250, S300 | 24 | 950 | | 127-0824 | — |
| 2010-02 S130 | 24 | 600 | | 153-5656 | 3T-5857 |
| 2008-06 323, 329, 335 | 26 | 530 | | 8C-3600 | 250-0489{32} |
| 2008-06 430H | 24 | 950 | | 127-0824 | — |
| 2008-06 435H | 24 | 950 | | 127-0824 | — |
| 2008-06 V638CB/CN | 31T | 950 | | 175-4390 | 115-2422 |
| 2008-03 Toolcat - 5600 | 24 | 600 | | 153-5656 | 3T-5857 |
| 2008-03 V723, V723F, V723L | 31T | 950 | | 175-4390 | 115-2422 |
| 2008-03 Versa Handler TTC - V518 | 31T | 950 | | 175-4390 | 115-2422 |
| 2007-03 V518C | 31T | 950 | | 175-4390 | 115-2422 |
| 2007-02 322, 325, 328, 331, 331E, 334, 337, 341 | 26 | 530 | | 8C-3600 | 250-0489{32} |
| 2007-02 463 | 24 | 950 | | 127-0824 | — |
| 2007 325, 328, 329, 331, 334, 335, 337, 341 | 26 | 530 | | 8C-3600 | 250-0489{32} |
| 2007 553 | 24 | 600 | | 153-5656 | 3T-5857 |
| 2007 S330 - Optional | 24 | 950 | | 127-0824 | — |
| 2004-03 2100S, 2200 | 26 | 550 | | 8C-3600 | 250-0489{32} |
| 2004-03 435/435 ZHS | 24 | 950 | | 127-0824 | — |
| 2004-03 442S | 24 | 950 | | 127-0824 | — |
| 2003 430 ZHS | 24 | 950 | | 127-0824 | — |
| 2002 500K | 24 | 600 | | 153-5656 | 3T-5857 |
| 2002 5600 Work Machine | 24 | 600 | | 153-5656 | 3T-5857 |

| MAKE EQUIPMENT TYPE YEAR / MODEL | O.E. BCI NO. | CCA @ ° F | Notes | REPLACEMENT | |
|---|--------------------|-----------------|-------|--------------|--------------|
| | | | | Option 1 | Option 2 |
| BOBCAT BY TEXTRON (Continued) | | | | | |
| Skid Steer (Continued) | | | | | |
| 2002 773 | 24 | 600 | | 153-5656 | 3T-5857 |
| 2002 883 | 24 | 600 | | 153-5656 | 3T-5857 |
| V518C, V723, V723F, V723L | 24 | 950 | | 127-0824 | — |
| Utility Vehicles | | | | | |
| 2004-03 2100 | 26 | 550 | | 8C-3600 | 250-0489{32} |
| BOMAG, U.S.A. | | | | | |
| Formerly KOEHRING BOMAG U.S.A. | | | | | |
| Compactors | | | | | |
| 1999-87 BC601, BC670RB | 8D | 900 | {15} | 153-5720 | 101-4000 |
| 1990-80 K350/P, K351, K451 | 8D | 1250 | {15} | 153-5720 | 101-4000 |
| Pneumatic Compactors | | | | | |
| 1999-94 BW11R | 31T | 950 | | 175-4390 | 115-2422 |
| 1999-94 BW9R | 31T | 625 | | 175-4390 | 175-4370 |
| Rollers | | | | | |
| 1999-97 BW5AS, BW9AS/11AS | 31T | 950 | | 175-4390 | 115-2422 |
| 1990-86 BW12R | 31T | 720 | | 175-4390 | 175-4370 |
| 1990-82 BW9R, BW140AD, BW142, BW170, D, PD | 31T | 625 | | 175-4390 | 175-4370 |
| 1989-85 BW4AS/6AS, BW10AS/12AS | 31T | 600 | | 175-4390 | 175-4370 |
| 1984-82 BW210AV, BW210-6, D, PD, BW220AD | 4D | 775 | | 153-5710 | 153-5700 |
| 1984-82 S812 | 2 | 630 | {15} | 153-5690 | 8C-3629 |
| 1983-82 BW90A, BW121AD | 27 | 500 | | 153-5656 | 8C-3601 |
| Soil Stabilizers & Recyclers | | | | | |
| 1999-77 MPH100 | 4D | 775 | {15} | 153-5710 | 153-5700 |
| 1993 MPH120 | 4DLT | 715 | {15} | 153-5710{30} | 153-5700{30} |
| 1984-82 MPH50 | 31T | 625 | {15} | 175-4390 | 175-4370 |
| Vibratory Compactors | | | | | |
| 1999-95 BW137AD, BW138AD | 31T | 900 | | 175-4390 | 115-2422 |
| 1999-94 BW144AD-2 | 31T | 600 | | 175-4390 | 175-4370 |
| 1999-94 BW144AD-2 - Optional | 4D | 750 | | 153-5710 | 153-5700 |
| 1999-93 BW16R, BW20R | 4D | 750 | | 153-5710 | 153-5700 |
| 1999-93 BW65, BW85, BW105 | 48 | 440 | | 307-0751 | — |
| 1999-88 BW100ADM, BW122D | 47 | 420 | | — | — |
| 1999-88 BW151AD-2, BW161, BW164 | 31T | 600 | | 175-4390 | 175-4370 |
| 1999-86 BW142A, BW142AD, BW142PD, BW142PDB | 31T | 600 | | 175-4390 | 175-4370 |
| 1999-85 BW100AC, BW100AD, BW118AD, BW120AC, BW120AD | 49 | 600 | | 307-0751{32} | — |
| 1999-85 BW122PD, BW124D, BW124PD, BW124PDB, BW125AC, BW125ADH, BW130AC, BW130AD, BW135AC, BW135AD | 49 | 600 | | 307-0751{32} | — |
| 1999-85 BW141AD, BW141AD-1, BW141AD-2 | 4D | 600 | | 153-5710 | 153-5700 |
| 1999-84 BW151AD, BW154AD, BW160AD1, BW160AD2, BW160AS | 4D | 750 | | 153-5710 | 153-5700 |
| 1999-82 BW140AD, BW141AD(thru '92) | 4D | 775 | | 153-5710 | 153-5700 |
| 1999-82 BW170, BW170D, BW170PD, BW172, BW202 | 31T | 625 | | 175-4390 | 175-4370 |

{15} Two batteries required. For best results, replace both. {26} Replacement battery is wider than OE. Hold-down and/or tray replacement may be necessary.
 {29} Battery hold-down may need to be replaced and/or modified. Battery cable replacement may be necessary.
 {30} Replacement battery is wider and taller than OE. Hold-down and/or tray replacement may be necessary.
 {32} Replacement battery is longer than OE. Hold-down and/or tray replacement may be necessary. {147} 1 Battery - Dual Battery Opt.

Industrial Equipment

Industrial, Road & Misc. Equipment

BOMAG, U.S.A. — BROS ROAD MACHINERY DIVISION

IMPORTANT NOTE: BATTERIES CAN EXPLODE! Always wear safety glasses AND shield eyes when working around batteries. Always check for proper polarity and sufficient terminal clearance BEFORE final installation to avoid dangerous sparks, potential explosion, possible severe personal injury and/or expensive electrical system and/or vehicle/equipment damage or fire.

| MAKE EQUIPMENT TYPE YEAR / MODEL | O.E. BCI NO. | CCA @ ° F | Notes | REPLACEMENT | |
|--|--------------------|-----------------|-------|--------------|--------------|
| | | | | Option 1 | Option 2 |
| BOMAG, U.S.A. (Continued) | | | | | |
| Vibratory Compactors (Continued) | | | | | |
| 1999-77 BW210, BW212, BW213, BW214, BW217, BW219, BW220AD | 4D | 750 | | 153-5710 | 153-5700 |
| 1997-86 BW90AD | 47 | 420 | | — | — |
| 1994-85 BW12R | 31T | 725 | | 175-4390 | 175-4370 |
| 1993-89 BW650, 850, 1050 | 48 | 440 | | 307-0751 | — |
| 1993-86 BW16R, BW20R | 31T | 725 | | 175-4390 | 175-4370 |
| 1992-86 BW90ADL | 48 | 440 | | 307-0751 | — |
| 1991-86 BW217 - Optional | 4DLT | 715 | | 153-5710(30) | 153-5700(30) |
| 1983-82 BW121AD | 27 | 500 | | 153-5656 | 8C-3601 |
| BRODERSON MFG. CO., INC. (BMC) | | | | | |
| Industrial Cranes | | | | | |
| 2000-99 IC-200-3D | 27 | 700 | | 8C-3601 | 250-0486 |
| 2000-97 IC-200-1C, IC-200-2C | 27 | 700 | | 8C-3601 | 250-0486 |
| 2000-97 IC-200-1C, IC-200-2C - Diesel | 31T | 950 | | 175-4390 | 115-2422 |
| 1999-98 IC-80-1F, IC-80-2F, IC-80-3F | 27 | 700 | | 8C-3601 | 250-0486 |
| 1999-98 IC-80-1F, IC-80-2F, IC-80-3F - Diesel | 31T | 950 | | 175-4390 | 115-2422 |
| 1999-95 IC-80-1E, IC-80-2E, IC-80-3E | 24 | 550 | | 153-5656 | 8C-3600 |
| 1999-95 IC-80-1E, IC-80-2E, IC-80-3E - Diesel | 31T | 950 | | 175-4390 | 115-2422 |
| 1999-93 IC-35A, IC-35B | 24 | 825 | | 127-0826 | 127-0824 |
| 1999-90 IC-20-D | 24 | 825 | | 127-0826 | 127-0824 |
| 1998-88 IC-200-1B, IC-200-2B | 24 | 550 | | 153-5656 | 8C-3600 |
| 1998-88 IC-200-1B, IC-200-2B - Diesel | 31T | 950 | | 175-4390 | 115-2422 |
| 1997-90 IC-20-D - Diesel | 31T | 950 | | 175-4390 | 115-2422 |
| 1995-89 IC-80-1D, IC-80-2D - Diesel | 31T | 950 | | 175-4390 | 115-2422 |
| 1995-82 IC-80-1D, IC-80-2D | 24 | 550 | | 153-5656 | 8C-3600 |
| 1992-85 IC-200 | 24 | 525 | | 153-5656 | 8C-3600 |
| 1991-89 IC-200-1A, IC-200-2A - Diesel | 31T | 950 | | 175-4390 | 115-2422 |
| 1991-85 IC-200-1A, IC-200-2A | 24 | 550 | | 153-5656 | 8C-3600 |
| 1989-87 IC-20-1A - Diesel | 31T | 625 | | 175-4390 | 175-4370 |
| 1989-87 IC-200 - Diesel | 31T | 625 | | 175-4390 | 175-4370 |
| 1989-87 IC-200-1A, IC-200-2A - Diesel | 31T | 625 | | 175-4390 | 175-4370 |
| 1989-87 IC-80-1B - Diesel | 31T | 625 | | 175-4390 | 175-4370 |
| 1989-84 IC-20-1A | 24 | 470 | | 153-5656 | 8C-3600 |
| 1989-82 IC-80-1B | 24 | 470 | | 153-5656 | 8C-3600 |
| 1986-85 IC-200 - Diesel | 27 | 525 | | 153-5656 | 8C-3601 |
| 1986-85 IC-200-1A, IC-200-2A - Diesel | 27 | 540 | | 153-5656 | 8C-3601 |
| 1986-84 IC-20-1A - Diesel | 24 | 550 | | 153-5656 | 8C-3600 |
| 1986-82 IC-80-1B - Diesel | 27 | 540 | | 153-5656 | 8C-3601 |
| 1985-82 IC-180-1A | 27 | 540 | | 153-5656 | 8C-3601 |
| Mobile Hydraulic Hammers | | | | | |
| 1999-93 MH-42F - Cummins Diesel, J. Deere Eng | 31T | 950 | | 175-4390 | 115-2422 |
| 1999-93 MH-42F - Ford engine | 24 | 550 | | 153-5656 | 8C-3600 |
| 1997-88 MH-42-B - Diesel | 31T | 950 | | 175-4390 | 115-2422 |
| 1997-79 MH-42-B | 24 | 550 | | 153-5656 | 8C-3600 |
| 1986-79 MH-42-B - Diesel | 27 | 525 | | 153-5656 | 8C-3601 |
| Rough Terrain Cranes | | | | | |
| 1998-89 RTR-180, RTR-200-1A, RTR-200-2A, RTR-200-3A Diesel, Optional | 31T | 950 | | 175-4390 | 115-2422 |

| MAKE EQUIPMENT TYPE YEAR / MODEL | O.E. BCI NO. | CCA @ ° F | Notes | REPLACEMENT | |
|--|--------------------|-----------------|-------|-------------|-------------|
| | | | | Option 1 | Option 2 |
| BRODERSON MFG. CO., INC. (BMC) (Continued) | | | | | |
| Rough Terrain Cranes (Continued) | | | | | |
| 1997-91 RT-300, RT-300-A, RT-300-B | 31T | 950 | | 175-4390 | 115-2422 |
| 1997-91 RT-300-1, RT-300-B | 31T | 950 | | 175-4390 | 115-2422 |
| 1995-91 RTR-200-1B, RTR-200-2B Cummins Diesel | 31T | 950 | | 175-4390 | 115-2422 |
| 1995-91 RTR-200-1B, RTR-200-2B Ford engine | 24 | 470 | | 153-5656 | 8C-3600 |
| 1995-91 RTR-2001A, RTR-2001-2A, RTR-2001-3A - Diesel | 24 | 470 | | 153-5656 | 8C-3600 |
| 1995-91 RTR-2001A, RTR-2001-2A, RTR-2001-3A - Diesel, Optional | 31T | 625 | | 175-4390 | 175-4370 |
| | 31T | 950 | | 175-4390 | 115-2422 |
| 1991-85 RTR-2001A, RTR-2001-2A, RTR-2001-3A | 24 | 470 | | 153-5656 | 8C-3600 |
| 1990-89 RTR-80 - Diesel, Optional | 31T | 950 | | 175-4390 | 115-2422 |
| 1990-81 RTR-80 | 24 | 550 | | 153-5656 | 8C-3600 |
| 1989-87 RTR-180, RTR-200-1A, RTR-200-2A, RTR-200-3A - Diesel | 31T | 625 | | 175-4390 | 175-4370 |
| 1989-87 RTR-200-1B, RTR-200-2B J. Deere Eng | 31T | 950 | | 175-4390 | 115-2422 |
| 1988-87 RTR-80 - Diesel, Optional | 31T | 625 | | 175-4390 | 175-4370 |
| 1986-81 RTR-180, RTR-200-1A, RTR-200-2A, RTR-200-3A - Diesel | 27 | 540 | | 153-5656 | 8C-3601 |
| 1985-81 RTR-180, RTR-200-1A, RTR-200-2A, RTR-200-3A | 24 | 470 | | 153-5656 | 8C-3600 |
| BROS ROAD MACHINERY DIVISION | | | | | |
| Circulators | | | | | |
| 1966-52 CS, CS-15, CT, CT-15 | 1 | 450 | | 8C-3617 | — |
| Compactors | | | | | |
| 1975-71 Sani-Pactor II | 8D | 935 | {15} | 153-5720 | 101-4000 |
| 1974-71 Heavy Duty & Super 10 | 24 | 225 | | 153-5656 | 8C-3600 |
| 1970-68 Sani-Pactor | 4D | 760 | {15} | 153-5710 | 153-5700 |
| Double Drum Rollers | | | | | |
| 1984-81 VM-255 | 30H | 490 | | 8C-3627 | 8C-3601 |
| 1984-80 VM-268, VM-278 | 4D | 760 | | 153-5710 | 153-5700 |
| Mobil Sweepers | | | | | |
| 1975-71 TE-3, TE-4 | 60 | 370 | | 3T-5857(29) | 3T-5858(29) |
| 1975-71 TE-3, TE-4 - Diesel | 30H | 380 | | 8C-3627 | 8C-3601 |
| Preparators | | | | | |
| 1974-59 BP-5 | 4D | 760 | {15} | 153-5710 | 153-5700 |
| Rollers | | | | | |
| 1984-69 SP-2500-D, SP-2800-D, SP-3000-D, SP-3500-D Diesel | 30H | 380 | | 8C-3627 | 8C-3601 |
| 1984-64 SP-225D, SP-446P, SP-735, SP-925, SP-6000B | 4D | 760 | | 153-5710 | 153-5700 |
| 1984-64 SP-4000, SP-6000 | 30H | 475 | | 8C-3627 | 8C-3601 |
| 1978-71 SP-2500-D, SP-2800-D, SP-3000-D, SP-3500-D | 24 | 225 | | 153-5656 | 8C-3600 |
| 1967-60 SP-255D, SP-730B, SP-735, SP-925, SP-10,000 | 4D | 805 | {147} | 153-5710 | 153-5700 |

Industrial, Road & Misc. Equipment

BROS ROAD MACHINERY DIVISION — BUCYRUS-ERIE CO.



IMPORTANT NOTE: BATTERIES CAN EXPLODE! Always wear safety glasses AND shield eyes when working around batteries. Always check for proper polarity and sufficient terminal clearance BEFORE final installation to avoid dangerous sparks, potential explosion, possible severe personal injury and/or expensive electrical system and/or vehicle/equipment damage or fire.

| MAKE EQUIPMENT TYPE YEAR / MODEL | O.E. BCI NO. | CCA @ ° F | Notes | REPLACEMENT | |
|--|--------------------|-----------------|-------|-------------|----------|
| | | | | Option 1 | Option 2 |
| BROS ROAD MACHINERY DIVISION (Continued) | | | | | |
| Rollers (Continued) | | | | | |
| 1967-60 SP-54, SP-54BD, SP-54B, SP-54C, SP-915, SP-2800, SP-3500 | 24 | 335 | {147} | 153-5656 | 8C-3600 |
| Rotary Snow Plows | | | | | |
| 1975-60 A-66CVW, A-80L, A-80T, A-66L-36, A-68, A-107, BL, BT | 24 | 335 | | 153-5656 | 8C-3600 |
| Roto Mixers | | | | | |
| 1984-59 LSPRM-8A, LSPRM-84A, SPRM-84B, TRM-84, TRM-84B, Reclaimer I | 4D | 805 | {147} | 153-5710 | 153-5700 |
| Vibra Factors | | | | | |
| 1984-75 168D, 168P, 168S, SPV-627, SPV-627D | 4D | 760 | | 153-5710 | 153-5700 |
| 1984-74 SPV-735, SPV-735-VA | 4D | 960 | | 153-5710 | 153-5700 |
| 1976-66 SP-845, SPV-7, SPV-725, SPV-730, SPV-735, SPV-845 | 30H | 380 | | 8C-3627 | 8C-3601 |
| 1967-64 VP-4D, VP-4G, VP-9D, VP-10D, VP-10, VP-9G, VP-20D, VP-22D | 30H | 475 | {147} | 8C-3627 | 8C-3601 |
| 1961-60 VP-9D | 24 | 335 | | 153-5656 | 8C-3600 |
| 1961-59 VP-9 | 1 | 475 | | 8C-3617 | — |
| BUCYRUS-ERIE CO. | | | | | |
| The size battery used was based upon the type of engine. Measure carefully, watch voltage. | | | | | |
| Cranes | | | | | |
| 2004-02 7820, 8050, 8200, 8750 | 8D | 850 | | 153-5720 | 101-4000 |
| 2004 2570 WS | 8D | 850 | | 153-5720 | 101-4000 |
| 1984-78 1200-C | 4D | 640 | | 153-5710 | 153-5700 |
| 1984-63 110 Ton | 8D | 900 | | 153-5720 | 101-4000 |
| Cranes, Draglines, Shovels | | | | | |
| 1976-62 C-160 | 8D | 900 | | 153-5720 | 101-4000 |
| 1976-62 C-160 - Optional | 4D | 640 | {148} | 153-5710 | 153-5700 |
| 1967-63 25-B | 4D | 800 | {147} | 153-5710 | 153-5700 |
| 1967-63 25-B - Optional | 4 | 840 | {148} | 8C-3633 | — |
| | 8D | 900 | | 153-5720 | 101-4000 |
| 1967-63 38-B2 | 8D | 900 | {147} | 153-5720 | 101-4000 |
| 1967-63 38-B2 - Optional | 30H | 475 | | 8C-3627 | 8C-3601 |
| | 4D | 805 | | 153-5710 | 153-5700 |
| 1967-63 61-B, 71-B | 8D | 900 | | 153-5720 | 101-4000 |
| 1967-58 11-B, 14-B | 4D | 790 | | 153-5710 | 153-5700 |
| 1967-58 11-B, 14-B - Optional | 30H | 475 | | 8C-3627 | 8C-3601 |
| | 4 | 840 | | 8C-3633 | — |
| | 4B | 615 | | 153-5710 | 153-5700 |
| | 8D | 900 | | 153-5720 | 101-4000 |
| 1967-58 15-B | 4 | 790 | {147} | 8C-3633 | — |
| 1967-58 15-B - Optional | 30H | 475 | {147} | 8C-3627 | 8C-3601 |
| | 4D | 805 | | 153-5710 | 153-5700 |
| | 8D | 900 | | 153-5720 | 101-4000 |
| 1967-58 22-B | 4D | 805 | {147} | 153-5710 | 153-5700 |
| 1967-58 22-B - Optional | 30H | 475 | {147} | 8C-3627 | 8C-3601 |
| | 4 | 790 | {147} | 8C-3633 | — |
| | 8D | 900 | {147} | 153-5720 | 101-4000 |

| MAKE EQUIPMENT TYPE YEAR / MODEL | O.E. BCI NO. | CCA @ ° F | Notes | REPLACEMENT | |
|---|--------------------|-----------------|-------|-------------|----------|
| | | | | Option 1 | Option 2 |
| BUCYRUS-ERIE CO. (Continued) | | | | | |
| Cranes, Draglines, Shovels (Continued) | | | | | |
| 1967-58 30-B | 8D | 900 | {147} | 153-5720 | 101-4000 |
| 1967-58 30-B - Optional | 4 | 790 | | 8C-3633 | — |
| | 4D | 805 | {147} | 153-5710 | 153-5700 |
| 1967-58 38-B | 5D | 865 | | 8C-3633 | — |
| 1967-58 38-B - Optional | 1 | 500 | | 8C-3617 | — |
| | 30H | 475 | | 8C-3627 | 8C-3601 |
| | 4 | 790 | {148} | 8C-3633 | — |
| | 7D | 900 | {148} | 8C-3635 | 8C-3633 |
| | 8D | 900 | | 153-5720 | 101-4000 |
| 1967-58 88-B | 1 | 500 | | 8C-3617 | — |
| 1967-58 88-B - Optional | 30H | 500 | | 8C-3627 | 8C-3601 |
| | 4 | 840 | | 8C-3633 | — |
| | 8D | 900 | | 153-5720 | 101-4000 |
| 1963-58 54-B, 71-B | 4 | 790 | {70} | 8C-3633 | — |
| 1962-58 51B | 1 | 500 | | 8C-3617 | — |
| 1962-58 51B - Optional | 4 | 790 | | 8C-3633 | — |
| Hydraulic Hoes | | | | | |
| 1984-81 400H, 500H | 27 | 620 | {70} | 153-5656 | 8C-3601 |
| 1984-78 300H, 325H | 4D | 640 | | 153-5710 | 153-5700 |
| 1984-70 40H, 350H | 8D | 900 | | 153-5720 | 101-4000 |
| 1980-66 15H, 20H, 30H | 8D | 900 | | 153-5720 | 101-4000 |
| 1980-66 15H, 20H, 30H - Optional | 4D | 640 | {148} | 153-5710 | 153-5700 |
| Hydrocranes | | | | | |
| 1984-77 25XC, 30XC | 4D | 640 | | 153-5710 | 153-5700 |
| 1984-77 60XC, 90XC | 27 | 620 | | 153-5656 | 8C-3601 |
| 1984-66 H-3 w/Ford 240 & 300, H-5 w/Ford 240 & 300 & 3000 | 30H | 400 | | 8C-3627 | 8C-3601 |
| 1984-66 Hercules D-3400 | 7D | 900 | | 8C-3635 | 8C-3633 |
| 1984-66 IHC UD-236 | 4D | 640 | | 153-5710 | 153-5700 |
| 1979-68 65-C w/Cummins & GM 6-71 | 8D | 900 | | 153-5720 | 101-4000 |
| 1978-74 40-C | 4D | 640 | | 153-5710 | 153-5700 |
| 1978-68 45-C w/GM 6V-53 & DD | 8D | 900 | | 153-5720 | 101-4000 |
| 1978-68 45-C, 55-C - Cummins, Ford | 4D | 640 | {148} | 153-5710 | 153-5700 |
| 1978-68 55-C w/GM 6V-53 & DD | 8D | 900 | | 153-5720 | 101-4000 |
| 1973-68 35C - Cummins, Ford | 4D | 640 | | 153-5710 | 153-5700 |
| 1973-68 DD4-53N | 8D | 900 | | 153-5720 | 101-4000 |
| 1967-66 15H All models | 8D | 900 | | 153-5720 | 101-4000 |
| 1967-66 20H - Cummins Diesel | 4D | 805 | | 153-5710 | 153-5700 |
| 1967-66 20H - GM | 8D | 900 | | 153-5720 | 101-4000 |
| Rotary Drills | | | | | |
| 1984-69 20-W - Waukeska, Ford engine | 30H | 400 | | 8C-3627 | 8C-3601 |
| 1984-64 10-R | 8D | 900 | | 153-5720 | 101-4000 |
| 1984-62 60-R | 8D | 900 | | 153-5720 | 101-4000 |
| 1984-55 40-R - GM Eng, Cummins, DD engine | 8D | 900 | | 153-5720 | 101-4000 |
| 1984-55 40-R - Cat. Eng | 4 | 750 | | 8C-3633 | — |
| 1984-55 45-R | 8D | 900 | | 153-5720 | 101-4000 |
| 1984-46 22-W - Diesel, Buda, Hercules engine | 4D | 640 | | 153-5710 | 153-5700 |
| 1984-46 22-W - All other Eng | 4 | 750 | | 8C-3633 | — |

{15} Two batteries required. For best results, replace both. {24} OEM Used various size batteries in production. Check original battery for size and correct fit.

{29} Battery hold-down may need to be replaced and/or modified. Battery cable replacement may be necessary.

{30} Replacement battery is wider and taller than OE. Hold-down and/or tray replacement may be necessary.

{32} Replacement battery is longer than OE. Hold-down and/or tray replacement may be necessary.

{70} Two, Three or Four batteries required. For best results, replace all. {147} 1 Battery - Dual Battery Opt.

{148} Two or more batteries required. For best results, replace all. {176} Requires 1 or 4 batteries.

Industrial, Road & Misc. Equipment BUCYRUS-ERIE CO. — CASE, J.I.

IMPORTANT NOTE: BATTERIES CAN EXPLODE! Always wear safety glasses AND shield eyes when working around batteries. Always check for proper polarity and sufficient terminal clearance BEFORE final installation to avoid dangerous sparks, potential explosion, possible severe personal injury and/or expensive electrical system and/or vehicle/equipment damage or fire.

| MAKE EQUIPMENT TYPE YEAR / MODEL | O.E. BCI NO. | CCA @ ° F | Notes | REPLACEMENT | |
|--|--------------------|-----------------|-------|--------------|--------------|
| | | | | Option 1 | Option 2 |
| BUCYRUS-ERIE CO. (Continued) | | | | | |
| Rotary Drills (Continued) | | | | | |
| 1984-46 22-W - Cont engine | 30H | 400 | | 8C-3627 | 8C-3601 |
| 1984-46 36-L - Buda | 4 | 750 | {148} | 8C-3633 | — |
| 1984-46 36-L - Waukeska Eng. | 4D | 640 | | 153-5710 | 153-5700 |
| 1984-46 36-L - Cummins Diesel | 8D | 900 | | 153-5720 | 101-4000 |
| 1978-53 Hercules | 1 | 450 | | 8C-3617 | — |
| 1973-58 30R, 30RC | 8D | 900 | {147} | 153-5720 | 101-4000 |
| 1973-58 60-L | 4 | 750 | | 8C-3633 | — |
| 1973-46 28L - Optional | 1 | 450 | | 8C-3617 | — |
| | 4 | 450 | {70} | 8C-3633 | — |
| 1973-46 28L Option | 4D | 640 | {147} | 153-5710 | 153-5700 |
| 1963-55 1-W | 1 | 525 | | 8C-3617 | — |
| 1962-58 24L | 4 | 450 | {147} | 8C-3633 | — |
| 1955-46 LeRoi | 4 | 805 | | 8C-3633 | — |
| Shovels | | | | | |
| 2002 495HR/HF Comm. Vans | 8D | 850 | | 153-5720 | 101-4000 |
| BURCO INC. | | | | | |
| Formerly BURLINGTON COMPRESSOR INC. Also AMERICAN JENBACH CORP. | | | | | |
| Engine Drive Welders | | | | | |
| 1993-92 XL100 | 4DLT | 815 | | 153-5710(30) | 153-5700(30) |
| 1993-90 Stud Pak 1600, 2600, 3000 | 30H | 650 | | 8C-3627 | 127-0826(29) |
| Equipment | | | | | |
| 2004-02 MSG 200 / 201S, TS 2X400 SX / EL - PL | 29H | 660 | | 8C-3627 | — |
| 2004 MPM 165 | 29H | 660 | | 8C-3627 | — |
| Irrigation Generators | | | | | |
| 1993-80 IG 460-7.5 | 24 | 410 | | 153-5656 | 8C-3600 |
| 1993-78 IG 4 60-10, IG 460-12, IG 460-15, IG 460-20 | 30H | 650 | | 8C-3627 | 127-0826(29) |
| Irrigation Pumps | | | | | |
| 1993-78 IP 320, IP550 | 30H | 650 | | 8C-3627 | 127-0826(29) |
| 1993-78 IP 700, IP 860, IP 1200, IP 1750 | 4DLT | 815 | | 153-5710(30) | 153-5700(30) |
| Portable Compressors | | | | | |
| 1980-54 JW-156, JW-156L, JW-600, AJ-157, AJ-79, AJ-2 | 4D | 700 | {147} | 153-5710 | 153-5700 |
| 1977-52 Burco 170, Burco 230, JW-78L | 4D | 700 | | 153-5710 | 153-5700 |
| 1977-52 Burco 170, Burco 230, JW-78L - Optional | 30H | 570 | | 8C-3627 | 127-0826(29) |
| 1977-52 JW-300 - Optional | 24 | 400 | | 153-5656 | 8C-3600 |
| 1977-52 JW-78, JW-300 | 30H | 550 | | 8C-3627 | 8C-3601 |
| 1977-49 JW-78 | 24 | 400 | | 153-5656 | 8C-3600 |
| Portable Generators | | | | | |
| 1993-88 Enclosed version | 30H | 650 | | 8C-3627 | 127-0826(29) |
| 1993-81 CG 95KW (Trailer), Sil Amp 50, Sil Amp 70 | 30H | 650 | {147} | 8C-3627 | 127-0826(29) |
| 1993-78 CG 15KW, CG 25KW, CG 35KW | 30H | 650 | | 8C-3627 | 127-0826(29) |
| 1993-78 CG 45KW, CG 55KW, CG 80KW | 4DLT | 815 | | 153-5710(30) | 153-5700(30) |
| 1993-78 CG 8KW | 24 | 410 | | 153-5656 | 8C-3600 |
| 1990-80 CG 130KW, 160KW, 195KW, 260KW (Skid) | 30H | 650 | {15} | 8C-3627 | 127-0826(29) |
| BURRO CRANE INC. | | | | | |
| Formerly FEDERAL SIGN & SIGNAL CORP. | | | | | |
| Locomotive Cranes | | | | | |
| 2000-75 40 - Diesel | 8D | 975 | {147} | 153-5720 | 101-4000 |
| 2000-75 45, 50, 55, 66, 67 | 8D | 975 | {147} | 153-5720 | 101-4000 |
| 1995-66 15A, 30 | 5D | 820 | {176} | 8C-3633 | — |

| MAKE EQUIPMENT TYPE YEAR / MODEL | O.E. BCI NO. | CCA @ ° F | Notes | REPLACEMENT | |
|--|--------------------|-----------------|-------|--------------|--------------|
| | | | | Option 1 | Option 2 |
| CASE CORP | | | | | |
| In the absence of a cranking performance specification supplied by the original equipment vehicle manufacturer, the rating shown is based upon battery industry consensus. | | | | | |
| Articulated Trucks | | | | | |
| 2008-06 300 Series | | 1200 | {15} | — | — |
| Backhoe Loaders | | | | | |
| 2010-02 580 M, Super M, Series 2 | | | | | |
| | 31T | 850 | | 175-4390 | 115-2422 |
| 2008-02 580 M turbo Series 2 | 31T | 850 | | 175-4390 | 115-2422 |
| 2008-02 590 Super M Series 2 | 31T | 850 | | 175-4390 | 115-2422 |
| 2004-02 960 | 31T | 685 | | 175-4390 | 175-4370 |
| 2003-02 580C | 31T | 850 | | 175-4390 | 115-2422 |
| 2002 310G | 31T | 850 | | 175-4390 | 115-2422 |
| 2002 420D | 31T | 850 | | 175-4390 | 115-2422 |
| 2002 570MXT | 31T | 850 | | 175-4390 | 115-2422 |
| 2002 580 SLE/MXT | 31T | 850 | | 175-4390 | 115-2422 |
| 2002 JCB214E | 31T | 850 | | 175-4390 | 115-2422 |
| Compact Excavators | | | | | |
| 2008-07 B & CX Series | 31T | 850 | | 175-4390 | 115-2422 |
| Compact Track Loader | | | | | |
| 2008-06 400 Series | | 850 | | — | — |
| Compact Wheel Loader | | | | | |
| 2008-06 D and E Series | | 750 | | — | — |
| 2008-06 E340 | | 1200 | {15} | — | — |
| Compactors/Rollers | | | | | |
| 2008-06 DV Series | | 640 | | — | — |
| 2008-06 SV Series | | | | — | — |
| Crawler Dozer | | | | | |
| 2008-06 K,H, L - Series | | 700 | | — | — |
| Equipment | | | | | |
| 2005 TF 300 B | | 340 | {24} | — | — |
| Forklift | | | | | |
| 2008-06 G Series | | 610 | {24} | — | — |
| Loader/Tool Carriers | | | | | |
| 2008 570 MTX, 570 MTX Turbo | | | | — | — |
| Motor Graders | | | | | |
| 2008-07 M/800 Series | | | | — | — |
| 2006 800 Series | | | | — | — |
| Skid Steer | | | | | |
| 2008-06 400 Series | 31T | 660 | | 175-4390 | 175-4370 |
| 2005 40XT, 60XT, 70XT, 85XT, 90XT, 95XT | 49 | 610 | {24} | 307-0751(32) | — |
| 2002 40 XT | | | | — | — |
| Telescopic Handlers | | | | | |
| 2008 TX Series | | | | — | — |
| CASE, J.I. | | | | | |
| A TENNECO COMPANY (DAVIS MANUFACTURING/DROTT MFG. CO.) | | | | | |
| Additional equipment listed in the Farm Equipment section. | | | | | |
| Backhoe Loaders | | | | | |
| 1993-91 590CK | 30H | 650 | | 8C-3627 | 127-0826(29) |
| 1993-91 590CK - Optional | 28 | 525 | {15} | — | — |
| 1993-87 580CK Series K | 30H | 650 | | 8C-3627 | 127-0826(29) |
| 1993-86 480CK Series E & F | 30H | 650 | | 8C-3627 | 127-0826(29) |
| 1993-70 680CK Series K & L - Diesel | 30H | 650 | {15} | 8C-3627 | 127-0826(29) |
| 1993-70 780CK Series B & C & D - Diesel | 30H | 650 | {15} | 8C-3627 | 127-0826(29) |
| 1988-83 580CK Series E | 31T | 700 | | 175-4390 | 175-4370 |

Industrial, Road & Misc. Equipment

CASE, J.I.



IMPORTANT NOTE: BATTERIES CAN EXPLODE! Always wear safety glasses AND shield eyes when working around batteries. Always check for proper polarity and sufficient terminal clearance BEFORE final installation to avoid dangerous sparks, potential explosion, possible severe personal injury and/or expensive electrical system and/or vehicle/equipment damage or fire.

| MAKE EQUIPMENT TYPE YEAR / MODEL | O.E. BCI NO. | CCA @ ° F | Notes | REPLACEMENT | |
|---|--------------------|-----------------|-------|--------------|--------------|
| | | | | Option 1 | Option 2 |
| CASE, J.I. (Continued) | | | | | |
| Backhoe Loaders (Continued) | | | | | |
| 1986-76 480CK Series C & D | 30H | 550 | | 8C-3627 | 8C-3601 |
| 1985-81 680CK Series H | 31T | 570 | {15} | 175-4390 | 175-4370 |
| 1983-78 580CK Series C & D | 2 | 650 | {147} | 153-5690 | 8C-3629 |
| 1981-78 680CK Series G | 2 | 625 | {15} | 153-5690 | 8C-3629 |
| 1981-75 380CK - Diesel | 30H | 550 | | 8C-3627 | 8C-3601 |
| 1978-75 680CK Series E | 30H | 550 | {15} | 8C-3627 | 8C-3601 |
| 1977-76 580CK Series C | 30H | 550 | | 8C-3627 | 8C-3601 |
| 1976-75 480CK Series B-Diesel | 2N | 450 | | 153-5690{31} | 8C-3629{31} |
| 1975-65 480CK - Diesel | 2N | 450 | {15} | 153-5690{31} | 8C-3629{31} |
| 1975-65 480CK Series B | 30H | 550 | | 8C-3627 | 8C-3601 |
| 1975-65 580CK | 24 | 200 | | 153-5656 | 8C-3600 |
| 1975-65 580CK - Diesel | 30H | 550 | | 8C-3627 | 8C-3601 |
| 1974-65 680CK | 30H | 550 | | 8C-3627 | 8C-3601 |
| 1974-65 680CK - Diesel | 27 | 600 | {15} | 153-5656 | 8C-3601 |
| Cable Layer | | | | | |
| 1983-72 475 | 4D | 700 | | 153-5710 | 153-5700 |
| Cranes | | | | | |
| 1986-64 160RF2, 1500, 1800, 2000, 2500, 3330 | 30H | 475 | | 8C-3627 | 8C-3601 |
| 1980-78 5550 | 31T | 600 | {15} | 175-4390 | 175-4370 |
| 1980-75 1500, 1800, 2000, 2500, 5550 | 8D | 975 | | 153-5720 | 101-4000 |
| 1977-60 20RR2, 60RM2, 85RM2 29NF | 290 | | | 250-0487{26} | — |
| Crawler Loaders | | | | | |
| 1993-89 455C, 855E, 1155E | 31A | 700 | {147} | 127-0826{29} | 127-0824{29} |
| Crawler Tractors | | | | | |
| 1993-89 550E, 650E | 31A | 700 | | 127-0826{29} | 127-0824{29} |
| 1993-87 1550 | 31A | 950 | {15} | 127-0824{29} | — |
| 1993-86 1150E | 31A | 700 | {15} | 127-0826{29} | 127-0824{29} |
| 1993-85 850E | 31A | 700 | {15} | 127-0826{29} | 127-0824{29} |
| 1993-84 450C | 31A | 950 | | 127-0824{29} | — |
| 1987-85 380B | 27 | 600 | | 153-5656 | 8C-3601 |
| 1987-75 1150B, 1150C, 1450B, 1150D - Diesel | 30H | 550 | {15} | 8C-3627 | 8C-3601 |
| 1985-75 850, 850B, 850C | 30H | 550 | {15} | 8C-3627 | 8C-3601 |
| 1984-79 450B | 30H | 550 | | 8C-3627 | 8C-3601 |
| 1984-79 450B - Optional | 4D | 700 | | 153-5710 | 153-5700 |
| 1983-79 350B | 30H | 570 | | 8C-3627 | 127-0826{29} |
| 1980-75 1450 | 4D | 700 | {15} | 153-5710 | 153-5700 |
| 1979-69 350 - Diesel | 27 | 410 | {15} | 153-5656 | 8C-3601 |
| 1970-69 470 | 24 | 290 | | 153-5656 | 8C-3600 |
| 1970-69 470 - Diesel | 1 | 460 | {15} | 8C-3617 | — |
| 1970-69 570 | 24 | 290 | | 153-5656 | 8C-3600 |
| 1970-69 570 - Diesel | 1 | 460 | {15} | 8C-3617 | — |
| 1970-69 770 | 27 | 600 | {147} | 153-5656 | 8C-3601 |
| 1970-69 870, 970, 1070 | 30H | 550 | {147} | 8C-3627 | 8C-3601 |
| 1969-65 450 | 27 | 600 | | 153-5656 | 8C-3601 |
| 1969-65 450 - Diesel | 4D | 700 | | 153-5710 | 153-5700 |
| 1969-64 310G | 24 | 290 | | 153-5656 | 8C-3600 |
| 1969-64 310G - Diesel | 27 | 600 | | 153-5656 | 8C-3601 |
| 1969-59 1000C, 1000D, 1150 | 2 | 600 | {173} | 153-5690 | 8C-3629 |
| 1964-63 310F | 24 | 400 | | 153-5656 | 8C-3600 |
| 1964-63 310F - Diesel prior to S.N. 3019958 | 1 | 500 | {15} | 8C-3617 | — |
| 1964-63 310F - Diesel after S.N. 3019958 | 27 | 500 | {15} | 153-5656 | 8C-3601 |

| MAKE EQUIPMENT TYPE YEAR / MODEL | O.E. BCI NO. | CCA @ ° F | Notes | REPLACEMENT | |
|---|--------------------|-----------------|-------|--------------|--------------|
| | | | | Option 1 | Option 2 |
| CASE, J.I. (Continued) | | | | | |
| Crawler Tractors (Continued) | | | | | |
| 1962-61 310E - Diesel | 1 | 500 | {15} | 8C-3617 | — |
| 1962-61 800C | 2 | 600 | {173} | 153-5690 | 8C-3629 |
| 1962-59 1000 | 3 | 650 | {173} | 8C-3629 | 8C-3617 |
| 1962-59 310, 310C, 310D, 310E | 24 | 400 | | 153-5656 | 8C-3600 |
| 1962-59 420, 420B, 420C | 24 | 400 | | 153-5656 | 8C-3600 |
| 1962-59 420C - Diesel | 1 | 500 | {15} | 8C-3617 | — |
| 1962-57 800 & 810 After S.N. 7081201 | 2 | 600 | {173} | 153-5690 | 8C-3629 |
| 1962-57 800 & 810 S.N. 7080872 to 7081200 | 3 | 650 | {173} | 8C-3629 | 8C-3617 |
| 1962-57 800 & 810 prior to S.N. 7080872 | 8D | 950 | | 153-5720 | 101-4000 |
| 1961-54 500, 520 | 4 | 800 | {147} | 8C-3633 | — |
| 1961-54 500, 520 - Diesel | 1 | 500 | {15} | 8C-3617 | — |
| 1961-54 M3B, 310 | 1 | 500 | | 8C-3617 | — |
| 1960-59 800C | 1 | 500 | {173} | 8C-3617 | — |
| 1959 320 - All 12-Volt | 24 | 400 | | 153-5656 | 8C-3600 |
| Excavators, Crawler | | | | | |
| 1986-77 35D, 35DC, 40DC, 40E, 880B, 880C, 980B, 980C | 31T | 600 | {15} | 175-4390 | 175-4370 |
| 1986-68 50BC, 50DC, 50E, 880AC, 980BC, 1280 | 4D | 800 | {15} | 153-5710 | 153-5700 |
| 1980-74 120C | 8D | 975 | {15} | 153-5720 | 101-4000 |
| 1977-70 35BC, 40BC | 30H | 380 | {15} | 8C-3627 | 8C-3601 |
| Excavators, Rubber Tired | | | | | |
| 1993-90 1085C, 1086C Forest | 31A | 700 | {15} | 127-0826{29} | 127-0824{29} |
| 1993-89 1187C | 31T | 700 | {15} | 175-4390 | 175-4370 |
| 1986-75 40DR, 40RE, 45RE, 45R, 1085, 1086, 1285, 1286 | 31T | 600 | {15} | 175-4390 | 175-4370 |
| 1975-68 40BR | 30H | 380 | {15} | 8C-3627 | 8C-3601 |
| Forklift | | | | | |
| 1993-77 584, 585, 586 - Series B,D&E | 30H | 575 | | 8C-3627 | 127-0826{29} |
| 1987-86 Series E | 31T | 700 | | 175-4390 | 175-4370 |
| 1984-83 1835B, 1845B | 24 | 370 | | 153-5656 | 8C-3600 |
| 1984-83 1835B, 1845B - Diesel | 30H | 540 | | 8C-3627 | 8C-3601 |
| Log Skidders | | | | | |
| 1976-70 300SK, 400SK, 600, 800, 825 - Diesel | 30H | 570 | {15} | 8C-3627 | 127-0826{29} |
| 1969-68 300SK, 400SK | 4D | 800 | | 153-5710 | 153-5700 |
| Mobile Gantry Cranes | | | | | |
| 1967-62 All models | 30H | 475 | {147} | 8C-3627 | 8C-3601 |
| Plow-in-Line Layers | | | | | |
| 1967 PT-50, PT-90 | 29NF | 290 | | 250-0487{26} | — |
| Task Force | | | | | |
| 1986-63 300, 500, 600, 700, 800, 1000, 2000 | 29NF | 300 | | 250-0487{26} | — |
| 1981-78 300, 500, 600, 700, 800, 1000, 2000 - Optional | 2 | 625 | {15} | 153-5690 | 8C-3629 |
| 1978-76 300, 500, 600, 700, 800, 1000, 2000 - Optional | 30H | 380 | | 8C-3627 | 8C-3601 |
| Travelifts | | | | | |
| 1986-76 650C, 770TC | 31T | 600 | {70} | 175-4390 | 175-4370 |
| 1986-75 250B, 500B, 650B | 30H | 380 | {15} | 8C-3627 | 8C-3601 |
| 1986-67 800AC, 800R, 1000AC, 1000B | 8D | 975 | {147} | 153-5720 | 101-4000 |

{15} Two batteries required. For best results, replace both. {26} Replacement battery is wider than OE. Hold-down and/or tray replacement may be necessary.
 {29} Battery hold-down may need to be replaced and/or modified. Battery cable replacement may be necessary.
 {30} Replacement battery is wider and taller than OE. Hold-down and/or tray replacement may be necessary.
 {31} Replacement battery is longer and wider than OE. Hold-down and/or tray replacement may be necessary.
 {70} Two, Three or Four batteries required. For best results, replace all.
 {147} 1 Battery - Dual Battery Opt. {173} Requires 4 batteries. {176} Requires 1 or 4 batteries.

Industrial, Road & Misc. Equipment

CASE, J.I. — CHAIN BELT

IMPORTANT NOTE: BATTERIES CAN EXPLODE! Always wear safety glasses AND shield eyes when working around batteries. Always check for proper polarity and sufficient terminal clearance BEFORE final installation to avoid dangerous sparks, potential explosion, possible severe personal injury and/or expensive electrical system and/or vehicle/equipment damage or fire.

| MAKE EQUIPMENT TYPE YEAR / MODEL | O.E. BCI NO. | CCA @ ° F | Notes | REPLACEMENT | |
|---|--------------------|-----------------|-------|--------------|--------------|
| | | | | Option 1 | Option 2 |
| CASE, J.I. (Continued) | | | | | |
| Trenchers | | | | | |
| 1993-85 360 | 24 | 410 | | 153-5656 | 8C-3600 |
| 1993-85 360 - Diesel | 30H | 580 | | 8C-3627 | 127-0826(29) |
| 1993-84 Maxi-B | 30H | 625 | | 8C-3627 | 127-0826(29) |
| 1993-81 660, 760, 860 | 30H | 625 | | 8C-3627 | 127-0826(29) |
| 1993-79 DH4, DH4B | 31A | 700 | | 127-0826(29) | 127-0824(29) |
| 1993-68 14 + 4, 16 + 4, 20 + 4, 25 + 4, 30 + 4, 40 + 4 | 29NF | 300 | | 250-0487(26) | — |
| 1993-60 T-66, T-78, TF300 | 29NF | 340 | | 250-0487(26) | — |
| 1986-81 Mini-Sneaker | 27 | 400 | | 153-5656 | 8C-3601 |
| 1986-79 DH5 - Diesel | 30H | 490 | | 8C-3627 | 8C-3601 |
| 1986-79 DH5B, DH7 | 30H | 490 | | 8C-3627 | 8C-3601 |
| 1986-77 Maxi-Sneaker | 30H | 390 | | 8C-3627 | 8C-3601 |
| 1986-76 Trimline 100, 200 | 24 | 360 | | 153-5656 | 8C-3600 |
| 1986-73 W4 Loader, 10 + 2, 12 + 4 | 29NF | 300 | | 250-0487(26) | — |
| 1982-81 FH4 | 31T | 500 | | 175-4390 | 175-4370 |
| 1981-72 Mini-Sneaker, Scat-Back 430 | 29NF | 300 | | 250-0487(26) | — |
| 1981-72 Scat-Back 430 - Diesel | 30H | 380 | | 8C-3627 | 8C-3601 |
| 1981-70 Trimline 120, Fleet Hoe 30 | 29NF | 300 | | 250-0487(26) | — |
| 1980-78 DH5 | 29NF | 300 | | 250-0487(26) | — |
| 1979-78 70 + 4 - Diesel | 2 | 625 | {15} | 153-5690 | 8C-3629 |
| 1979-73 40 + 4 - Diesel | 30H | 380 | | 8C-3627 | 8C-3601 |
| 1979-73 55 + 4 | 30H | 380 | | 8C-3627 | 8C-3601 |
| 1978-71 70 + 4 | 29NF | 300 | | 250-0487(26) | — |
| 1978-71 70 + 4 - Diesel | 30H | 380 | | 8C-3627 | 8C-3601 |
| 1971-69 12 + 2B | U1 | 220 | | 8C-3636 | — |
| Uni-Loaders | | | | | |
| 1993-86 1845C - Diesel | 30H | 685 | | 8C-3627 | 127-0826(29) |
| 1993-80 1835C, 1840 - Diesel | 30H | 685 | | 8C-3627 | 127-0826(29) |
| 1993-74 1818, 1825, 1830 | 24 | 410 | | 153-5656 | 8C-3600 |
| 1987-80 1835, 1835B | 24 | 370 | | 153-5656 | 8C-3600 |
| 1987-80 1835, 1835B - Diesel | 30H | 650 | | 8C-3627 | 127-0826(29) |
| 1987-75 1845, 1845B, 1845S - Diesel | 30H | 550 | | 8C-3627 | 8C-3601 |
| 1987-75 1845, 1845B, 1845S | 24 | 370 | | 153-5656 | 8C-3600 |
| 1987-73 1816, 1816B, 1816C | 24 | 200 | | 153-5656 | 8C-3600 |
| 1975-71 1530B, 1737, 1737S | 24 | 200 | | 153-5656 | 8C-3600 |
| 1975-71 1740 | 30H | 570 | | 8C-3627 | 127-0826(29) |
| Wheel Loaders, Articulated | | | | | |
| 1993-91 921 | 4D | 900 | {70} | 153-5710 | 153-5700 |
| 1993-88 621, 721, 821 | 31A | 700 | {15} | 127-0826(29) | 127-0824(29) |
| 1993-88 621, 721, 821 - Optional | 4D | 800 | {15} | 153-5710 | 153-5700 |
| 1993-66 W8B, W9B, W10B, W11, W11B, W14 | 30H | 625 | | 8C-3627 | 127-0826(29) |
| 1992-75 W14B, W14C, W18, W20 | 30H | 625 | {15} | 8C-3627 | 127-0826(29) |
| 1989-77 W20B, W20C | 30H | 550 | {15} | 8C-3627 | 8C-3601 |
| 1989-77 W30, W36 | 30H | 550 | {173} | 8C-3627 | 8C-3601 |
| 1985-68 W24B, W24C, W24D, W26, W26D | 4D | 800 | {15} | 153-5710 | 153-5700 |
| 1975-71 W18, W20 | 2 | 625 | {173} | 153-5690 | 8C-3629 |
| 1972-63 Series E - Diesel | 30H | 625 | | 8C-3627 | 127-0826(29) |
| 1972-63 W5 - Diesel | 2 | 625 | | 153-5690 | 8C-3629 |
| 1972-63 W5, W7, Series E | 24 | 500 | | 153-5656 | 8C-3600 |
| 1972-63 W7 - Diesel | 4 | 700 | | 8C-3633 | — |
| 1971-70 Series B - Diesel | 4D | 800 | {15} | 153-5710 | 153-5700 |
| Wheel Tractor (General Purpose) | | | | | |
| 1987-85 380B | 27 | 600 | | 153-5656 | 8C-3601 |

| MAKE EQUIPMENT TYPE YEAR / MODEL | O.E. BCI NO. | CCA @ ° F | Notes | REPLACEMENT | |
|--|--------------------|-----------------|-------|--------------|--------------|
| | | | | Option 1 | Option 2 |
| CASE, J.I. (Continued) | | | | | |
| Woodlands | | | | | |
| 1986-80 40BLC | 31T | 600 | {15} | 175-4390 | 175-4370 |
| 1982-68 40BLC, 80BR | 30H | 380 | {70} | 8C-3627 | 8C-3601 |
| CATERPILLAR | | | | | |
| See CATERPILLAR EQUIPMENT section (pgs. 13 - 26 of this catalog) | | | | | |
| CEDARAPIDS, INC. | | | | | |
| Prior to 1967, see IOWA MANUFACTURING CO. | | | | | |
| Cold Planers | | | | | |
| 1986-84 1900C | 8D | 925 | {15} | 153-5720 | 101-4000 |
| Crushing & Screening | | | | | |
| 1986-70 544 Commander, 766, 877, All Commander III | 8D | 975 | {15} | 153-5720 | 101-4000 |
| Pavers | | | | | |
| 2000-97 CR-361, CR-451, CR-461, CR-551, CR-561 | 31T | 800 | {15} | 175-4390 | 115-2422 |
| 1997-88 CR-351, CR-361, CR-451, CR-461, CR-551, CR-561 | 5D | 850 | {15} | 8C-3633 | — |
| 1986-81 BSF-330 | 30H | 580 | | 8C-3627 | 127-0826(29) |
| 1986-72 BSF-2, BSF-2H, BSF-4, BSF-400, BSF-420, BSF-431, BSF-520, BSF-521, BSF-530, BSF-531, BSF-541, BSF-620 | 5D | 820 | {15} | 8C-3633 | — |
| Portable Coal Plant | | | | | |
| 1986-78 30SP | 8D | 975 | {15} | 153-5720 | 101-4000 |
| Primary | | | | | |
| 1985-75 2236, 2248, 2442, 2742, 3042, 3242, 3648, 4248 | 8D | 975 | {15} | 153-5720 | 101-4000 |
| Rollers | | | | | |
| 1985-76 CR2-88, CT-68, DF-20, DF-30 | 5D | 820 | {15} | 8C-3633 | — |
| S.I. Breaker (Fla. Special) & VGF Portables | | | | | |
| 1986-70 3633, 4336, 4340, 5348 | 8D | 975 | {15} | 153-5720 | 101-4000 |
| CHAIN BELT | | | | | |
| Pavers | | | | | |
| 1963-47 All models | 4D | 805 | | 153-5710 | 153-5700 |
| Pumps | | | | | |
| 1967-54 4 LSW, 40MW, 160S, 200D, 200S | 1 | 580 | {147} | 8C-3617 | — |
| 1967-53 4 HW, 4 LW, 6 LW, 90M | 2E | 685 | | 8C-3632(30) | — |
| 1967 4 LD, LSW | 29NF | 290 | | 250-0487(26) | — |
| 1966-56 4 LD, 6 LD | 4D | 790 | | 153-5710 | 153-5700 |
| Rollers | | | | | |
| 1967-66 Rex Pac (All Models Pneumatic) | 29NF | 290 | | 250-0487(26) | — |
| 1967 Vibratory Pull Type | 29NF | 290 | | 250-0487(26) | — |
| Stabilizers | | | | | |
| 1967-65 Mobile Hydro. Hammer, Rex Pactor 340 | 29NF | 290 | {176} | 250-0487(26) | — |
| 1967-63 DMS, HDMS, SPDMS, PTDMS | 29NF | 290 | {173} | 250-0487(26) | — |
| 1967-56 D-47, DS-47, G7W, GS7, HSPS, PTS | 4 | 760 | {15} | 8C-3633 | — |
| 1967 Rex Pactor 3-30 | 4D | 790 | | 153-5710 | 153-5700 |

Industrial, Road & Misc. Equipment

CHAIN BELT — CLARK EQUIPMENT CO.



IMPORTANT NOTE: BATTERIES CAN EXPLODE! Always wear safety glasses AND shield eyes when working around batteries. Always check for proper polarity and sufficient terminal clearance BEFORE final installation to avoid dangerous sparks, potential explosion, possible severe personal injury and/or expensive electrical system and/or vehicle/equipment damage or fire.

| MAKE EQUIPMENT TYPE YEAR / MODEL | O.E. BCI NO. | CCA @ ° F | Notes | REPLACEMENT | |
|---|--------------------|-----------------|-------|--------------|----------|
| | | | | Option 1 | Option 2 |
| CHAIN BELT (Continued) | | | | | |
| Steel Wheel Rollers | | | | | |
| 1967-63 8, 10, 12, 14 - Diesel, Rex Roll | 27F | 380 | | 8C-3602 | 3T-5858 |
| 1967-60 5, 6, 8, 10, 12, 14 - Rex Roll | 29NF | 290 | | 250-0487{26} | — |
| CHAMP CORPORATION | | | | | |
| Forklift | | | | | |
| 1987-78 CB100, CB120, CB606, CB607, CB608 | 24 | 285 | | 153-5656 | 8C-3600 |
| 1987-78 CB100, CB120, CB606, CB607, CB608 Optional | 30H | 545 | {15} | 8C-3627 | 8C-3601 |
| 1987-75 C44-60 | 24 | 285 | | 153-5656 | 8C-3600 |
| 1987-75 C44-60 - Optional | 30H | 545 | {15} | 8C-3627 | 8C-3601 |
| 1987-70 CR50, CR60, CRL60, 350, 530, 530-70, HL800 | 24 | 280 | | 153-5656 | 8C-3600 |
| 1987-70 CR50, CR60, CRL60, 350, 530, 530-70, HL800 - Optional | 30H | 545 | {15} | 8C-3627 | 8C-3601 |
| 1987-70 CRL 80-37, VP150, VP180, VP200, VP840, VP1070 | 30H | 545 | {147} | 8C-3627 | 8C-3601 |
| 1987-70 Charger, CB40, CB40S, CB50, CB50S, CB70, CB80 | 24 | 285 | | 153-5656 | 8C-3600 |
| 1987-70 Charger, CB40, CB40S, CB50, CB50S, CB70, CB80 - Optional | 30H | 545 | {15} | 8C-3627 | 8C-3601 |
| 1978-60 SK, TL, CB, CY, FY Series, 350HLD | 24 | 285 | | 153-5656 | 8C-3600 |
| 1974-71 640HLP, 860HLP, 1070HLP, 6425R | 24 | 285 | | 153-5656 | 8C-3600 |
| 1967-60 All models | 24 | 285 | | 153-5656 | 8C-3600 |
| CHICAGO PNEUMATIC | | | | | |
| Portable Air Compressors | | | | | |
| 1978-69 175RO-1, 185DZ-1, 185GZ-1 | 30H | 380 | {147} | 8C-3627 | 8C-3601 |
| 1978-59 75PG-20, 85RG-1, 85RGH-1 | 24 | 425 | | 153-5656 | 8C-3600 |
| 1978-58 365RO-2, 600RO-2, 600RSO-1, 750RSO-1, 900RO-2, 1200RSO-1, 1200RSOH-1 | 8D | 935 | {147} | 153-5720 | 101-4000 |
| 1974-69 150RG-2 - Compact | 24 | 280 | | 153-5656 | 8C-3600 |
| 1974-69 160RG-1, 175RG-1, 175RGH-1 | 24 | 280 | | 153-5656 | 8C-3600 |
| 1973-61 125RO-1, 125RO-2 - Compact | 30H | 380 | {147} | 8C-3627 | 8C-3601 |
| 1973-54 210RO-2, 250RO-2, 365RO-2 | 8D | 935 | | 153-5720 | 101-4000 |
| 1972-59 125RG-2, 125RG-1, 125RG-2 - Compact | 24 | 315 | | 153-5656 | 8C-3600 |
| 1972-59 210RG-2, 250RG-2 | 24 | 280 | | 153-5656 | 8C-3600 |
| 1972-58 125RO-2 | 4 | 655 | {15} | 8C-3633 | — |
| 1967-66 160RO-1 | 8D | 1000 | | 153-5720 | 101-4000 |
| CLARK | | | | | |
| Crawler Cranes | | | | | |
| 1956-48 All models | 4 | 790 | {147} | 8C-3633 | — |

| MAKE EQUIPMENT TYPE YEAR / MODEL | O.E. BCI NO. | CCA @ ° F | Notes | REPLACEMENT | |
|--|--------------------|-----------------|-------|--------------|----------|
| | | | | Option 1 | Option 2 |
| CLARK (Continued) | | | | | |
| Dozers | | | | | |
| 1967-64 280C, 280T-III - Diesel | 8D | 900 | {15} | 153-5720 | 101-4000 |
| 1967-60 180T-I, 180T-III, 380T-I, 380T-II, 380T-III, 480T - Diesel | 4D | 815 | {70} | 153-5710 | 153-5700 |
| 1963-60 280T-I | 7D | 880 | {173} | 8C-3635 | 8C-3633 |
| Scrapers | | | | | |
| 1967-65 210, 310 | 8D | 900 | {15} | 153-5720 | 101-4000 |
| 1967-60 110 | 4D | 815 | {70} | 153-5710 | 153-5700 |
| 1966-60 210, 310 | 7D | 880 | {173} | 8C-3635 | 8C-3633 |
| Tractor Shovels | | | | | |
| 1967-65 75A | 8D | 900 | | 153-5720 | 101-4000 |
| 1967-62 125A, 125C, 175A-II, 175A-III, 175C - Diesel | 4D | 815 | {15} | 153-5710 | 153-5700 |
| 1967-62 275A-II, 275A-III, 275C - Diesel | 8D | 900 | {15} | 153-5720 | 101-4000 |
| 1967-62 35A, 45A, 55A | 30H | 475 | | 8C-3627 | 8C-3601 |
| 1967-62 55A | 4D | 815 | | 153-5710 | 153-5700 |
| 1967-62 55A-III - Diesel | 4D | 815 | | 153-5710 | 153-5700 |
| 1967-62 Cummins | 30H | 505 | {70} | 8C-3627 | 8C-3601 |
| 1967-62 GM | 8D | 900 | | 153-5720 | 101-4000 |
| 1967 475C | 4D | 815 | {173} | 153-5710 | 153-5700 |
| 1967 65T-III - Diesel | 30H | 475 | | 8C-3627 | 8C-3601 |
| 1967 75C - Diesel | 30H | 505 | {70} | 8C-3627 | 8C-3601 |
| 1967 BL-700, 35A, 35B, 55A, 55B - Diesel | 4D | 815 | | 153-5710 | 153-5700 |
| 1967 CKL-340 | 6D | 315 | | 153-5710 | 153-5700 |
| 1967 CKL-340 - Diesel | 1 | 600 | {15} | 8C-3617 | — |
| 1966-60 12B | 24 | 315 | | 153-5656 | 8C-3600 |
| 1966-60 12B - Diesel | 1 | 585 | | 8C-3617 | — |
| 1964-62 85A, 125A | 4D | 790 | {147} | 153-5710 | 153-5700 |
| 1964-60 75A | 1 | 550 | {15} | 8C-3617 | — |
| 1964-60 75A - Diesel, Waukeska Eng. | 7D | 880 | {15} | 8C-3635 | 8C-3633 |
| 1964-60 75A - Diesel GM Eng | 8D | 900 | | 153-5720 | 101-4000 |
| 1961-60 175A-I | 4 | 790 | {173} | 8C-3633 | — |
| 1961-60 275A-I, 375 | 7D | 880 | {173} | 8C-3635 | 8C-3633 |
| 1961-60 55A, 55B | 1 | 550 | {15} | 8C-3617 | — |
| 1961-60 85A | 1 | 550 | {15} | 8C-3617 | — |
| 1961-60 85A, 125A - Diesel | 7D | 880 | {15} | 8C-3635 | 8C-3633 |
| Truck Cranes | | | | | |
| 1959-42 All models | 4 | 790 | {179} | 8C-3633 | — |
| CLARK EQUIPMENT CO. | | | | | |
| AUSTIN-WESTERN DIVISION | | | | | |
| Cranes w/ Magnet Attachment | | | | | |
| 1968-64 510 w/DD 6V-53 Eng | 4 | 840 | {15} | 8C-3633 | — |
| 1968-64 510 w/IHC UV-549 engine | 1 | 550 | {15} | 8C-3617 | — |
| 1968-64 UV-549 - IHC engine | 1 | 550 | {15} | 8C-3617 | — |
| 1968-61 5CCK-150R/630 | 32N | 335 | | 250-0487{26} | — |
| 1968-60 10CW-150R | 2E | 550 | | 8C-3632{30} | — |
| 1965-61 5CCK-150R/630 Optional | 4 | 840 | {15} | 8C-3633 | — |
| Cranes, Hydraulic | | | | | |
| 1975-73 709, 710, 714, 736CM - GM Eng | 4 | 840 | {70} | 8C-3633 | — |
| 1975-73 720CM, 720-OS | 8D | 1000 | {15} | 153-5720 | 101-4000 |
| 1975-73 w/IHC UV-345 Eng | 27 | 400 | | 153-5656 | 8C-3601 |

{15} Two batteries required. For best results, replace both. {26} Replacement battery is wider than OE. Hold-down and/or tray replacement may be necessary.
 {30} Replacement battery is wider and taller than OE. Hold-down and/or tray replacement may be necessary.
 {70} Two, Three or Four batteries required. For best results, replace all. {147} 1 Battery - Dual Battery Opt. {173} Requires 4 batteries.
 {178} Requires 6 batteries. {179} Requires 1 to 4 batteries.

Industrial Equipment

Industrial, Road & Misc. Equipment CLARK EQUIPMENT CO. — CLEVELAND TRENCHER CO.

IMPORTANT NOTE: BATTERIES CAN EXPLODE! Always wear safety glasses AND shield eyes when working around batteries. Always check for proper polarity and sufficient terminal clearance BEFORE final installation to avoid dangerous sparks, potential explosion, possible severe personal injury and/or expensive electrical system and/or vehicle/equipment damage or fire.

| MAKE EQUIPMENT TYPE YEAR / MODEL | O.E. BCI NO. | CCA @ ° F | Notes | REPLACEMENT | |
|--|--------------------|-----------------|-------|--------------|----------|
| | | | | Option 1 | Option 2 |
| CLARK EQUIPMENT CO. (Continued) | | | | | |
| Cranes, Hydraulic (Continued) | | | | | |
| 1968-61 105, 110 - Ford engine | 32N | 335 | | 250-0487(26) | — |
| 1968-61 105, 110 - IHC engine | 4 | 840 | {147} | 8C-3633 | — |
| 1968-58 210, 210P, 220, 409, 410, 410P - Buda | 7D | 925 | {15} | 8C-3635 | 8C-3633 |
| 1968-58 223, 240, 272, 332 - Ford engine | 32N | 335 | | 250-0487(26) | — |
| 1968-58 Optional | 4 | 840 | {15} | 8C-3633 | — |
| 1968-58 U-260, U-282 - IHC engine | 7D | 925 | | 8C-3635 | 8C-3633 |
| 1968-58 UB-264, UV-345 - IHC engine | 32N | 335 | | 250-0487(26) | — |
| 1968-58 UD282, UD-236, UD-T282 - IHC engine | 4 | 840 | {15} | 8C-3633 | — |
| 1968-58 w/DD 4-51, GM43301 Eng | 32N | 335 | | 250-0487(26) | — |
| 1968-58 w/Ford 172 (12V), GM 3081 Eng | 4 | 840 | {15} | 8C-3633 | — |
| 1968-58 w/Ford 174 Eng All 6-Volt | 1 | 550 | | 8C-3617 | — |
| 1968 630, 630C - IHC engine | 1 | 550 | {15} | 8C-3617 | — |
| 1968 Other engines | 4 | 840 | {15} | 8C-3633 | — |
| Motor Graders | | | | | |
| 1975-73 Pacer 101, Pacer 301, Pacer 501, Super 101, Super 301, Super 501 | 7D | 900 | | 8C-3635 | 8C-3633 |
| 1968-61 Pacer, Super - 100 thru 650 GM 3-71 | 4 | 840 | {15} | 8C-3633 | — |
| Motor Sweepers | | | | | |
| 1968-56 40, 60, 70 | 30H | 500 | | 8C-3627 | 8C-3601 |
| Rollers - Compacters, Tandem & Pneumatic | | | | | |
| 1968-58 53, 84, 104 - IHC engine | 32N | 335 | | 250-0487(26) | — |
| 1968-58 Other engines | 4 | 840 | {147} | 8C-3633 | — |
| 1968-58 PR-11 | 32N | 335 | | 250-0487(26) | — |
| 1967-56 T-33, RV-20, RV-24 | 1 | 550 | | 8C-3617 | — |
| Rollers w/ Three Wheels | | | | | |
| 1968-58 83, 102, 122 - Series, All models | 4 | 840 | {147} | 8C-3633 | — |
| Crane Carriers | | | | | |
| 1981-74 736CM | 4 | 700 | {173} | 8C-3633 | — |
| 1981-70 715SP, 725-OS, 4700 | 31T | 625 | {70} | 175-4390 | 175-4370 |
| 1981-70 765CM, 990TC, 700TC, 7700 | 8D | 975 | {70} | 153-5720 | 101-4000 |
| 1975-73 450TC, 550TC | 8D | 900 | {15} | 153-5720 | 101-4000 |
| 1969-62 All models | 8D | 900 | | 153-5720 | 101-4000 |
| 1961-56 24T, 25T - Hendrickson | 2 | 630 | {15} | 153-5690 | 8C-3629 |
| 1961-56 24T, 25T, 34T, 44T, 54T, 74T | 8D | 900 | | 153-5720 | 101-4000 |
| Cranes | | | | | |
| 1981-79 4700, 4707 | 31T | 625 | {178} | 175-4390 | 175-4370 |
| 1981-76 450TC, 770HC | 8D | 900 | {15} | 153-5720 | 101-4000 |
| 1981-70 250, 1500C, 1500SC, 7700, 7707 | 8D | 900 | {15} | 153-5720 | 101-4000 |
| 1981-62 300T, 350T, 400T, 500T, 500TC, 550TC, 600T | 2 | 520 | {147} | 153-5690 | 8C-3629 |
| 1981-62 700TC, 700HC, 990TC, 990TCA | 8D | 900 | | 153-5720 | 101-4000 |
| 1981-62 A-C, Cummins - Diesel | 8D | 900 | {15} | 153-5720 | 101-4000 |

| MAKE EQUIPMENT TYPE YEAR / MODEL | O.E. BCI NO. | CCA @ ° F | Notes | REPLACEMENT | |
|---|--------------------|-----------------|-------|-------------|----------|
| | | | | Option 1 | Option 2 |
| CLARK EQUIPMENT CO. (Continued) | | | | | |
| Cranes (Continued) | | | | | |
| 1981-62 Detroit Diesel Eng Diesel | 6D | 750 | | 153-5710 | 153-5700 |
| 1978-70 45C, 50SC, 65C, 75C - Diesel | 6D | 750 | | 153-5710 | 153-5700 |
| 1978-70 45C, 50SC, 65C, 75C - Diesel, Optional | 8D | 900 | {15} | 153-5720 | 101-4000 |
| 1972-62 250C, 250T, 250TS Hercules engine | 2 | 520 | {15} | 153-5690 | 8C-3629 |
| 1972-62 765CM, 900T, 1200, 1250, 1500C, 1500SC, 7700, 7707 | 8D | 900 | {15} | 153-5720 | 101-4000 |
| 1972-62 w/Cat., DD Eng - Diesel | 2 | 520 | {147} | 153-5690 | 8C-3629 |
| 1972-62 w/Cummins Eng Diesel | 8D | 900 | {15} | 153-5720 | 101-4000 |
| 1969-62 Hercules Gas Eng | 3 | 525 | | 8C-3629 | 8C-3617 |
| Road Packers | | | | | |
| 1967-59 All Gas Eng ex. IHC | 3 | 525 | | 8C-3629 | 8C-3617 |
| 1967-59 Diesel, IHC Gas | 8D | 900 | | 153-5720 | 101-4000 |
| Shovels | | | | | |
| 1969-59 34, 44 - Diesel, Cat. Eng, Cummins | 8D | 900 | {147} | 153-5720 | 101-4000 |
| 1969-59 34, 44 - Gas, Buda | 3 | 525 | | 8C-3629 | 8C-3617 |
| 1969-54 24, 25 - Diesel, Cat. Eng | 2 | 520 | {173} | 153-5690 | 8C-3629 |
| 1967-62 1850, 2400 | 6D | 750 | | 153-5710 | 153-5700 |
| 1967-59 64, 65, 604, 703, 802 | 2 | 520 | {15} | 153-5690 | 8C-3629 |
| 1967-59 64, 65, 604, 703, 802 - Diesel | 8D | 900 | {15} | 153-5720 | 101-4000 |
| 1967-59 803, 1200, 1250 | 8D | 900 | {15} | 153-5720 | 101-4000 |
| 1964-54 24, 25 - Hercules engine, Gas w/AC | 3 | 525 | | 8C-3629 | 8C-3617 |
| 1964-54 All other Diesel Eng | 6D | 750 | {147} | 153-5710 | 153-5700 |
| 1961-59 2400 | 3 | 525 | | 8C-3629 | 8C-3617 |
| 1961-52 1201, 1601, 2400 | 2 | 520 | {15} | 153-5690 | 8C-3629 |
| 1961 25 - Diesel w/AC, w/o electric reel | 8D | 900 | {15} | 153-5720 | 101-4000 |
| 1957-54 24, 25 - Cat. Eng | 27 | 340 | {15} | 153-5656 | 8C-3601 |
| Scrapers | | | | | |
| 1971-63 12E2E, 218, 282, 292, 294 | 4D | 800 | {147} | 153-5710 | 153-5700 |
| 1967-66 292 | 8D | 950 | | 153-5720 | 101-4000 |
| CLEVELAND TRENCHER CO. | | | | | |
| Backfillers & Backhoes | | | | | |
| 1975-71 American 25 | 8D | 935 | {15} | 153-5720 | 101-4000 |
| 1974-63 80W, 190W - Cat. Eng | 8D | 935 | {15} | 153-5720 | 101-4000 |
| 1974-63 All other engines | 27 | 410 | | 153-5656 | 8C-3601 |
| 1963-52 80, 80W, 190W, 190 - Cat. Eng | 3 | 525 | {147} | 8C-3629 | 8C-3617 |
| 1963-52 80, 80W, 190W, 190 - Optional | 27 | 410 | | 153-5656 | 8C-3601 |
| Trenchers | | | | | |
| 1993-82 7648, 8700 | 8D | 935 | {15} | 153-5720 | 101-4000 |
| 1993-64 240, 247, 247-A, 7036-SD, 7036-SD, 7036-HD, 9600S, 9624 | 27 | 370 | {147} | 153-5656 | 8C-3601 |
| 1993-64 V-95, V-110, V-140, 92, 236, 240, 246, 246-FD, 247, 247-A | 27 | 410 | {15} | 153-5656 | 8C-3601 |
| 1993-63 7035 - Cat. Eng | 8D | 935 | {15} | 153-5720 | 101-4000 |
| 1988-64 D-160, H-16, J-26, J-36, J-46, J-57, JS-36 | 27 | 410 | {147} | 153-5656 | 8C-3601 |
| 1985-83 BD-81 | 30H | 510 | {15} | 8C-3627 | 8C-3601 |

Industrial, Road & Misc. Equipment

CLEVELAND TRENCHER CO. — DOUGLAS MOTORS CORP.



IMPORTANT NOTE: BATTERIES CAN EXPLODE! Always wear safety glasses AND shield eyes when working around batteries. Always check for proper polarity and sufficient terminal clearance BEFORE final installation to avoid dangerous sparks, potential explosion, possible severe personal injury and/or expensive electrical system and/or vehicle/equipment damage or fire.

| MAKE EQUIPMENT TYPE YEAR / MODEL | O.E. BCI NO. | CCA @ ° F | Notes | REPLACEMENT | |
|--|--------------------|-----------------|-------|-------------|----------|
| | | | | Option 1 | Option 2 |
| CLEVELAND TRENCHER CO. (Continued) | | | | | |
| Trenchers (Continued) | | | | | |
| 1974-70 H-320, S-320 | 8D | 935 | {15} | 153-5720 | 101-4000 |
| 1974-68 CT-4 | 22F | 280 | | 3T-5859 | 250-0489 |
| 1974-52 92, 95, 110, 140, 240, L-270, 320 | 3 | 525 | {147} | 8C-3629 | 8C-3617 |
| 1963-61 J-20, J-30, J-40, JS-30 | 3 | 525 | {147} | 8C-3629 | 8C-3617 |

| MAKE EQUIPMENT TYPE YEAR / MODEL | O.E. BCI NO. | CCA @ ° F | Notes | REPLACEMENT | |
|---|--------------------|-----------------|-------|--------------|--------------|
| | | | | Option 1 | Option 2 |
| CLIPPER | | | | | |
| NORTON COMPANY | | | | | |
| Concrete Saws | | | | | |
| 1996-93 C-35B | 70 | 425 | | 7X-6100{32} | 250-0489{32} |
| 1996-93 C-65B - Optional | 22F | 400 | | 3T-5859 | 250-0489 |
| 1996-88 C-65B | U1 | 230 | | 8C-3636 | — |
| 1994-90 C-18A, C-30A, C-189 | 26R | 410 | | 250-0489{32} | — |
| 1992-90 C-65A | 24 | 340 | | 153-5656 | 8C-3600 |
| 1992-75 C-305, C-309, C-355, C-356, C-656, C-658 | 24 | 340 | | 153-5656 | 8C-3600 |
| 1989-75 C-188, C-189, C-375, C-655 | 29NF | 300 | | 250-0487{26} | — |
| 1967-62 All 6-Volt | 2N | 475 | | 153-5690{31} | 8C-3629{31} |
| 1967-62 C-600 - All 12-Volt | 28N | 290 | | 250-0487{26} | — |
| 1962-55 C-250, C-250A, C-300, C-302, C-360, C-362, C-363, C-370 | 2N | 475 | | 153-5690{31} | 8C-3629{31} |

| MAKE EQUIPMENT TYPE YEAR / MODEL | O.E. BCI NO. | CCA @ ° F | Notes | REPLACEMENT | |
|--|--------------------|-----------------|-------|-------------|----------|
| | | | | Option 1 | Option 2 |
| COCKSHUTT | | | | | |
| Additional equipment listed in the Farm Equipment section. | | | | | |
| Self-Propelled Combines | | | | | |
| 1966-61 SP430, SP431, 525, 535, 542, 545 | 24 | 315 | | 153-5656 | 8C-3600 |
| 1966 535, 545 - Diesel | 4H | 790 | {15} | — | — |

| MAKE EQUIPMENT TYPE YEAR / MODEL | O.E. BCI NO. | CCA @ ° F | Notes | REPLACEMENT | |
|--|--------------------|-----------------|-------|-------------|--------------|
| | | | | Option 1 | Option 2 |
| COMPAIR CANADA, LTD. | | | | | |
| Air Compressors | | | | | |
| 1987-84 Hydrovane HVAP, Zitar 65, 125, 175, 250 | 30H | 550 | | 8C-3627 | 8C-3601 |
| 1987-74 CH160PH, CH160PD, CR160/185PD | 7D | 875 | {15} | 8C-3635 | 8C-3633 |
| 1987-74 CR275PD, CR300PD | 7D | 875 | {15} | 8C-3635 | 8C-3633 |
| 1987-74 Compair Holman 750S | 30H | 550 | {173} | 8C-3627 | 8C-3601 |
| 1987-74 RO900, RO1800, RO1200 | 8D | 935 | {15} | 153-5720 | 101-4000 |
| 1986-74 RD420 Canadian, RO60PD, RO750PD | 8D | 935 | | 153-5720 | 101-4000 |
| 1985-74 85, 85G | 3EE | 305 | | 8C-3620 | 250-0488{31} |
| 1984-81 Hydrovane 1 | 24 | 375 | | 153-5656 | 8C-3600 |

| MAKE EQUIPMENT TYPE YEAR / MODEL | O.E. BCI NO. | CCA @ ° F | Notes | REPLACEMENT | |
|--|--------------------|-----------------|-------|-------------|-------------|
| | | | | Option 1 | Option 2 |
| CULLEN FRIESTEDT | | | | | |
| Locomotive Cranes | | | | | |
| 1973-50 40 | 8D | 1000 | {147} | 153-5720 | 101-4000 |
| 1973-50 40 w/Hydro-starter Diesel | 60 | 390 | | 3T-5857{29} | 3T-5858{29} |
| 1973-34 15A, 30 | 5D | 850 | | 8C-3633 | — |
| 1968-65 15A, 30 - Diesel | 5D | 850 | {173} | 8C-3633 | — |
| 1964-58 15A, 30 - Diesel | 4 | 800 | {173} | 8C-3633 | — |

| MAKE EQUIPMENT TYPE YEAR / MODEL | O.E. BCI NO. | CCA @ ° F | Notes | REPLACEMENT | |
|--|--------------------|-----------------|-------|-------------|----------|
| | | | | Option 1 | Option 2 |
| CURTISS-WRIGHT | | | | | |
| Self-Propelled Dumpers & Scrapers | | | | | |
| 1961-59 CW-D-214, 221, 321, CW-27, CW-28, CW-215, CW-220, CW-226, CW-320 | 6D | 875 | | 153-5710 | 153-5700 |

| MAKE EQUIPMENT TYPE YEAR / MODEL | O.E. BCI NO. | CCA @ ° F | Notes | REPLACEMENT | |
|--|--------------------|-----------------|-------|-------------|--------------|
| | | | | Option 1 | Option 2 |
| DAVEY COMPRESSOR CO. | | | | | |
| Air Compressors | | | | | |
| 2004-02 100 DA, 150 DA, Model PDA - 75 DA | 24 | 575 | | 153-5656 | 3T-5857 |
| 2004-02 200 DA | 4D | 1000 | | 153-5710 | — |
| 1989-86 100RPDQ, 100GQ, 125RPDQ, 125GQ | 24 | 475 | | 153-5656 | 8C-3600 |
| 1989-86 150RPDQ, 160RPDQ | 24 | 475 | | 153-5656 | 8C-3600 |
| 1989-75 190RPDQ | 4D | 675 | | 153-5710 | 153-5700 |
| 1989-75 250 - Diesel | 4D | 675 | | 153-5710 | 153-5700 |
| 1989-75 365RPDQ, 600RPDQ, 750RPDQ | 8D | 900 | {147} | 153-5720 | 101-4000 |
| 1989-62 250RP, 250RPD, 250RPG, 250RPV, 250RPDQ | 4D | 700 | | 153-5710 | 153-5700 |
| 1989-62 365 - Diesel | 4D | 700 | | 153-5710 | 153-5700 |
| 1987-58 600, 600RP, 600RPV, 750RPD, 750PVC | 4D | 700 | {147} | 153-5710 | 153-5700 |
| 1987-58 750 - Diesel | 4D | 700 | {147} | 153-5710 | 153-5700 |
| 1986-67 100, 125, 100RPG, 125RPG, 160RP, 160HDR | 3EE | 310 | | 8C-3620 | 250-0488{31} |
| 1985-67 150, 150PVC, 190, 190RPG, 200PVC - Diesel, Hercules engine, DD engine, Hupp | 4D | 700 | | 153-5710 | 153-5700 |
| 1985-67 150, 150PVC, 190, 190RPG, 200PVC Hupp | 3EE | 310 | | 8C-3620 | 250-0488{31} |
| 1984-75 100, 125, 100RPG, 125RPG, 160RP, 160HDR - Diesel | 4D | 700 | | 153-5710 | 153-5700 |
| 1983-75 250 - Diesel, Optional | 3EH | 830 | {15} | 8C-3632 | — |
| 1978-73 125RPD, 150RPD, 190RPD | 4D | 700 | | 153-5710 | 153-5700 |
| 1978-63 85RPV, 100R | 24 | 315 | | 153-5656 | 8C-3600 |
| 1978-59 400RPD, 400RPV, 600RP, 400RPD, 400RPV | 4D | 700 | {15} | 153-5710 | 153-5700 |
| 1965-62 Optional | 3 | 690 | {15} | 8C-3629 | — |
| 1965-61 125HDR, 125PVC, 125RPV | 3EE | 310 | | 8C-3620 | 250-0488{31} |
| 1961-57 Optional | 2E | 625 | | 8C-3632{30} | — |

| MAKE EQUIPMENT TYPE YEAR / MODEL | O.E. BCI NO. | CCA @ ° F | Notes | REPLACEMENT | |
|---|--------------------|-----------------|-------|-------------|----------|
| | | | | Option 1 | Option 2 |
| DEMPSTER | | | | | |
| Compaction Trailers | | | | | |
| 1961-60 All models | 2E | 525 | | 8C-3632{30} | — |
| Diggsters & Dumpsters | | | | | |
| 1961-54 101D, 101G, GRD-300, GRD-304, GRD-304F | 5D | 850 | | 8C-3633 | — |

| MAKE EQUIPMENT TYPE YEAR / MODEL | O.E. BCI NO. | CCA @ ° F | Notes | REPLACEMENT | |
|--|--------------------|-----------------|-------|-------------|----------|
| | | | | Option 1 | Option 2 |
| DEVERE MFG. CO. | | | | | |
| Heavy Duty Mowers | | | | | |
| 1977-59 24, 31-V, 31-VR, TR60 | U1 | 165 | | 8C-3636 | — |
| 1977-59 Expressway Patrol 10 | NA | 465 | {170} | — | — |

| MAKE EQUIPMENT TYPE YEAR / MODEL | O.E. BCI NO. | CCA @ ° F | Notes | REPLACEMENT | |
|--|--------------------|-----------------|-------|-------------|----------|
| | | | | Option 1 | Option 2 |
| DOMINION | | | | | |
| Power Shovel and Truck Cranes | | | | | |
| 1971-58 All models | 3 | 650 | {179} | 8C-3629 | 8C-3617 |

| MAKE EQUIPMENT TYPE YEAR / MODEL | O.E. BCI NO. | CCA @ ° F | Notes | REPLACEMENT | |
|---|--------------------|-----------------|-------|--------------|----------|
| | | | | Option 1 | Option 2 |
| DOUGLAS MOTORS CORP. | | | | | |
| Vibratory & Tandem Econoroll Rollers | | | | | |
| 1967-56 All models | 32N | 335 | | 250-0487{26} | — |

{15} Two batteries required. For best results, replace both. {26} Replacement battery is wider than OE. Hold-down and/or tray replacement may be necessary.
 {29} Battery hold-down may need to be replaced and/or modified. Battery cable replacement may be necessary.
 {30} Replacement battery is wider and taller than OE. Hold-down and/or tray replacement may be necessary.
 {31} Replacement battery is longer and wider than OE. Hold-down and/or tray replacement may be necessary.
 {32} Replacement battery is longer than OE. Hold-down and/or tray replacement may be necessary.
 {49} Best fit estimate. Match to original battery to assure proper fit and polarity. {147} 1 Battery - Dual Battery Opt. {170} Special 12-volt battery.
 {173} Requires 4 batteries. {179} Requires 1 to 4 batteries.

Industrial, Road & Misc. Equipment DRILTECH, INC. — EIMCO MINING MACHINERY

IMPORTANT NOTE: BATTERIES CAN EXPLODE! Always wear safety glasses AND shield eyes when working around batteries. Always check for proper polarity and sufficient terminal clearance BEFORE final installation to avoid dangerous sparks, potential explosion, possible severe personal injury and/or expensive electrical system and/or vehicle/equipment damage or fire.

| MAKE EQUIPMENT TYPE YEAR / MODEL | O.E. BCI NO. | CCA @ ° F | Notes | REPLACEMENT | |
|--|--------------------|-----------------|-------|--------------|--------------|
| | | | | Option 1 | Option 2 |
| DRILTECH, INC. | | | | | |
| Crawlers & Trucks | | | | | |
| 1985-74 All | 8D | 1000 | {70} | 153-5720 | 101-4000 |
| DUPLEX DIVISION | | | | | |
| WARNER & SWASEY CO. | | | | | |
| In the absence of a cranking performance specification supplied by the original equipment vehicle manufacturer, the rating shown is based upon battery industry consensus. | | | | | |
| Crane Carriers | | | | | |
| 1975-69 All | 30H | 410 | {70} | 8C-3627 | 8C-3601 |
| Gradalls & Gradall Carriers | | | | | |
| 1975-68 GR 6x6, GR 6x4 Cummins Diesel | 4 | 800 | {173} | 8C-3633 | — |
| 1975-59 All except GR6X6 & 6X4 Cummins Diesel | 30H | 410 | {70} | 8C-3627 | 8C-3601 |
| Hopto Carriers & Industrial High Loaders | | | | | |
| 1975-58 All | 30H | 410 | {147} | 8C-3627 | 8C-3601 |
| 1967-66 Beaver | 24 | 230 | | 153-5656 | 8C-3600 |
| Lift Trucks | | | | | |
| 1975-69 RPC-300 | 8D | 900 | {15} | 153-5720 | 101-4000 |
| 1975-67 1200, 1201, 1203, 1600, 1601, 1603 | 30H | 410 | | 8C-3627 | 8C-3601 |
| 1975-67 1200, 1202, 1600, 1602 - Diesel | 3 | 625 | {15} | 8C-3629 | 8C-3617 |
| DYNA-TECHNOLOGY, INC. | | | | | |
| Generator Plants | | | | | |
| 1974-56 | 1 | 525 | {147} | 8C-3617 | — |
| | 2 | 525 | | 153-5690 | 8C-3629 |
| | 24 | 410 | | 153-5656 | 8C-3600 |
| | 60 | 325 | | 3T-5857(29) | 3T-5858(29) |
| DYNAPAC MFG., INC. | | | | | |
| Pavement Profiler | | | | | |
| 1987-86 PL-1300 | 31T | 625 | {15} | 175-4390 | 175-4370 |
| 1987-80 PL-2000 | 8D | 1100 | {15} | 153-5720 | 101-4000 |
| Self-Propelled Vibratory Compactor | | | | | |
| 1988-87 CC-50A II, CC-50 PD & S | 31T | 625 | {15} | 175-4390 | 175-4370 |
| 1988-84 CC-10 II, CC-12 | 46 | 370 | {49} | 3T-5857(29) | 250-0486 |
| 1988-81 CA-12, CC-50 II PD & S | 31T | 625 | | 175-4390 | 175-4370 |
| 1988-75 CC-14, CC-21, CC-21 II | 4D | 775 | {49} | 153-5710 | 153-5700 |
| 1988-72 CC-42, CC-42 II, CC-50, CC-50A, CC-50 PD & D | 4D | 775 | | 153-5710 | 153-5700 |
| 1988-69 CA-15, CA-25, CA-25 II | 4D | 775 | | 153-5710 | 153-5700 |
| 1984-74 CC-10, CC-I | 27 | 390 | | 153-5656 | 8C-3601 |
| 1983-75 CC-10, CC-I - Optional | 24 | 335 | | 153-5656 | 8C-3600 |
| 1981-75 CG-08 (Tandem Roller), CG-09 | 42 | 315 | | 250-0490 | — |
| 1981-70 DD-16, DD-18 Double Drum | 22NF | 225 | | 250-0487(26) | — |
| 1981-64 CK-11, CF-11 Tow Type | 24 | 335 | | 153-5656 | 8C-3600 |
| DITCH WITCH | | | | | |
| Riding Trenchers | | | | | |
| 2010-07 RT36 | 26 | 525 | | 8C-3600 | 250-0489(32) |
| 2010-07 RT40 | 26 | 800 | | — | — |
| 2010-07 RT55 | 78 | 800 | | 127-0826 | — |
| 2010-07 RT75 | 34 | 800 | | 127-0826 | — |
| 2010-07 RT95 | 34 | 800 | | 127-0826 | — |

| MAKE EQUIPMENT TYPE YEAR / MODEL | O.E. BCI NO. | CCA @ ° F | Notes | REPLACEMENT | |
|--|--------------------|-----------------|-------|--------------|--------------|
| | | | | Option 1 | Option 2 |
| E.D. ETNYRE CO. | | | | | |
| Chip Spreaders | | | | | |
| 1999-87 CS6CT, CS6CTA | 4D | 760 | {15} | 153-5710 | 153-5700 |
| 1999-86 CS6BT, CS6BTA | 27 | 565 | {15} | 153-5656 | 8C-3601 |
| 1996-86 CR3208, CR3208T | 4D | 760 | {15} | 153-5710 | 153-5700 |
| 1994-85 3208, 3208T, 6CT, 6CTA - Cat. Eng | 4D | 760 | {15} | 153-5710 | 153-5700 |
| 1993-75 6BT, 6BTA | 27 | 565 | {15} | 153-5656 | 8C-3601 |
| 1993-75 A-C 649T Cummins Diesel | 27 | 565 | {15} | 153-5656 | 8C-3601 |
| 1993-75 Ford 429, GM 4-53N, T | 27 | 565 | {147} | 153-5656 | 8C-3601 |
| 1984-77 V-392 | 27 | 345 | | 153-5656 | 8C-3601 |
| 1976-63 U-372, U-450, UD-407 - IHC engine | 27 | 440 | {147} | 153-5656 | 8C-3601 |
| 1967-65 All models | 72 | 240 | | 7X-6100(32) | 250-0489(32) |
| 1964-63 All models | 24 | 280 | | 153-5656 | 8C-3600 |
| Haulers | | | | | |
| 1999-89 Heavy Hauler | 22NF | 260 | | 250-0487(26) | — |
| 1999-76 Maintenance Units | 24 | 280 | | 153-5656 | 8C-3600 |
| Pavers | | | | | |
| 1996-73 Curb Paver w/Wisconsin & Briggs-Stratton AO 2447 | U1 | 220 | | 8C-3636 | — |
| 1991-81 FC-400 | 4D | 760 | | 153-5710 | 153-5700 |
| Snow King Road Distributors & Pumping Units | | | | | |
| 1993-66 All | 24 | 280 | | 153-5656 | 8C-3600 |
| 1965-62 All | 1 | 525 | | 8C-3617 | — |
| Street Flushers | | | | | |
| 1999-94 JD-EOA5D | 27 | 565 | | 153-5656 | 8C-3601 |
| 1993-84 Ford 442, Ford 649 | 27 | 565 | | 153-5656 | 8C-3601 |
| 1991-74 GM 3-53 - Diesel | 27 | 360 | {147} | 153-5656 | 8C-3601 |
| 1991-74 JD 4239 | 27 | 360 | {147} | 153-5656 | 8C-3601 |
| 1975-62 Ford 220 - Diesel | 4D | 760 | | 153-5710 | 153-5700 |
| 1975-57 Ford 240, Ford 223, IHC UB-220, Hercules QXC5 | 24 | 280 | | 153-5656 | 8C-3600 |
| EIMCO MINING MACHINERY | | | | | |
| Formerly ENVIROTECH CORP. | | | | | |
| Crawler Tractors | | | | | |
| 1968-53 All models | 8D | 900 | {147} | 153-5720 | 101-4000 |
| Loaders (MHSA Schedule 24) | | | | | |
| 1984-82 920-LHD, 925X-LHD | 8D | 900 | {147} | 153-5720 | 101-4000 |
| 1984-70 911, 911-LHD, 912D-LHD | 30H | 480 | | 8C-3627 | 8C-3601 |
| 1984-67 912, 912-LHD, 913-LHD, 915, 915-LHD, 916, 918, 913D-LHD | 8D | 900 | {147} | 153-5720 | 101-4000 |
| 1983-81 912, 912-LHD, 913-LHD, 915, 915-LHD, 916, 918, 913D-LHD Optional | 4D | 700 | {15} | 153-5710 | 153-5700 |
| Utility Vehicles (MHSA Schedule 24) | | | | | |
| 1984-79 985, 990 Lift Truck, 950, 955, 955L Minetenders | 27 | 600 | {147} | 153-5656 | 8C-3601 |
| 1984-77 980-T20, 980-T27 | 8D | 900 | {15} | 153-5720 | 101-4000 |
| 1984-72 922, 980, 980-T10, 980-T13 | 30H | 480 | {15} | 8C-3627 | 8C-3601 |
| 1984-70 975, 975A, 980-T10, 980-T13, 980-T015 | 27 | 600 | {147} | 153-5656 | 8C-3601 |
| 1974-67 916-T20 | 8D | 900 | {15} | 153-5720 | 101-4000 |

Industrial, Road & Misc. Equipment

ELGIN SWEEPER CO. — EUCLID HITACHI HEAVY EQUIPMENT, INC.



IMPORTANT NOTE: BATTERIES CAN EXPLODE! Always wear safety glasses AND shield eyes when working around batteries. Always check for proper polarity and sufficient terminal clearance BEFORE final installation to avoid dangerous sparks, potential explosion, possible severe personal injury and/or expensive electrical system and/or vehicle/equipment damage or fire.

| MAKE EQUIPMENT TYPE YEAR / MODEL | O.E. BCI NO. | CCA @ ° F | Notes | REPLACEMENT | |
|---|--------------------|-----------------|-------|--------------|----------|
| | | | | Option 1 | Option 2 |
| ELGIN SWEEPER CO. | | | | | |
| Catch Basin Cleaners & Street Sweepers | | | | | |
| 1988-85 Condor Model E | 31T | 625 | {15} | 175-4390 | 175-4370 |
| 1979-69 Eductor, Model L, Model M | 27 | 440 | | 153-5656 | 8C-3601 |
| 1975-60 Sweepers - Diesel | 4 | 800 | {15} | 8C-3633 | — |
| 1967-59 Eductor Sweepers | 32N | 335 | | 250-0487{26} | — |
| Crosswind Models (incl. Diesel) | | | | | |
| 1999-96 Ford Chassis | 64 | 535 | {15} | — | — |
| 1999-96 GMC Chassis | 74 | 550 | {15} | 153-5660 | 7X-6100 |
| 1999-96 Geo-Vac | 31T | 925 | | 175-4390 | 115-2422 |
| 1999-96 Geo-Vac Chassis, Federal Chassis | 31T | 925 | {15} | 175-4390 | 115-2422 |
| 1997-88 Eagle Model E, Eagle Model F | 31T | 750 | {15} | 175-4390 | 175-4370 |
| 1991-83 Ford chassis Model G, All Model L | 64 | 535 | {15} | — | — |
| 1991-83 GMC chassis Model G | 74 | 525 | {15} | 153-5660 | 7X-6100 |
| Pelican | | | | | |
| 1999-88 P, S, SE | 31T | 925 | | 175-4390 | 115-2422 |
| 1990-86 A, S - Diesel | 31T | 625 | | 175-4390 | 175-4370 |
| 1986-83 A, HH, S - Diesel | 4 | 680 | {15} | 8C-3633 | — |
| 1984-66 S | 27 | 440 | | 153-5656 | 8C-3601 |
| Road Runner Model W | | | | | |
| 1990-85 Trailwind Model D | 41 | 300 | | 8C-3605 | 250-0490 |
| 1984-79 Diesel | 7D | 875 | {15} | 8C-3635 | 8C-3633 |
| 1984-79 Gas | 27 | 440 | | 153-5656 | 8C-3601 |
| Whirlwind | | | | | |
| 1997-88 Series L | 31T | 925 | | 175-4390 | 115-2422 |
| Whirlwind II | | | | | |
| 1991-88 Model L - Ford engine | 64 | 535 | {15} | — | — |
| 1991-88 w/IHC Eng | 41 | 520 | | 8C-3605 | — |
| 1990-84 Model V - Diesel | 74 | 525 | {15} | 153-5660 | 7X-6100 |
| 1985-84 Model V | 78 | 520 | | 7X-6100 | 250-0489 |
| 1983-73 Model V | 24 | 335 | | 153-5656 | 8C-3600 |
| 1983-73 Model V - Diesel | 31T | 625 | {15} | 175-4390 | 175-4370 |
| White Wing | | | | | |
| 1984-73 Model T - Diesel | 4 | 680 | {15} | 8C-3633 | — |
| 1984-63 Model T | 27 | 440 | | 153-5656 | 8C-3601 |

ELWELL-PARKER

| | | | | | |
|--------------------------|---|-----|--|----------|---------|
| Industrial Trucks | | | | | |
| 1974-58 All models | 2 | 525 | | 153-5690 | 8C-3629 |

ESSICK MAYCO

| CONSTRUCTION EQUIPMENT A FIGGIE INTERNATIONAL COMPANY | | | | | |
|--|----|-----|------|-------------|----------|
| Compressors | | | | | |
| 1966-60 45TE, 58TE | 1 | 525 | | 8C-3617 | — |
| Emulsion & Exterior Sprayers | | | | | |
| 1995-90 50XT | 24 | 515 | | 153-5656 | 8C-3600 |
| 1985-79 ES2 27T - Electric Start | 24 | 280 | | 153-5656 | 8C-3600 |
| Graders & Maintainers | | | | | |
| 1991-82 M-850A, M-850B | 3 | 550 | {15} | 8C-3629 | 8C-3617 |
| 1982-67 F-1500, F-1900 | 8D | 935 | | 153-5720 | 101-4000 |
| 1976-67 All maintainers | 27 | 390 | | 153-5656 | 8C-3601 |
| Mixers | | | | | |
| 1967-60 1212 | 2E | 525 | | 8C-3632{30} | — |

| MAKE EQUIPMENT TYPE YEAR / MODEL | O.E. BCI NO. | CCA @ ° F | Notes | REPLACEMENT | |
|---|--------------------|-----------------|-------|--------------|----------|
| | | | | Option 1 | Option 2 |
| ESSICK MAYCO (Continued) | | | | | |
| Plastering Machines | | | | | |
| 1994-93 FM-9H | U1 | 220 | | 8C-3636 | — |
| 1993-86 TM45LD | 24 | 360 | | 153-5656 | 8C-3600 |
| 1993-64 PG-12, PG-12MD, TM30, TM-30MD | 24 | 280 | | 153-5656 | 8C-3600 |
| 1985-78 MG-18, MG-13MD, MG-30, MG-30D, MG-30MD | 22NF | 335 | | 250-0487{26} | — |
| 1967-62 All | 24 | 360 | | 153-5656 | 8C-3600 |
| Pumps (incl. Concrete) | | | | | |
| 1995-67 MCP35, 38, 40M | 24 | 280 | | 153-5656 | 8C-3600 |
| 1967-60 90M | 2E | 525 | | 8C-3632{30} | — |
| 1966-60 40M | 1 | 525 | | 8C-3617 | — |
| Road Rollers | | | | | |
| 1967 | 24 | 315 | | 153-5656 | 8C-3600 |
| 1966-46 All models | 1 | 525 | | 8C-3617 | — |
| Rollers (Pneumatic & Vibratory) | | | | | |
| 1993-80 V30W2LD | 22NF | 225 | | 250-0487{26} | — |
| 1993-67 V30R-R, V30W2R, V30WR, VR30RE | U1 | 220 | | 8C-3636 | — |
| 1990-67 VR54TEDD, VR54TEHD, VR54TELD, VF54TEDD | 2 | 515 | {15} | 153-5690 | 8C-3629 |
| 1985-77 VR130B, VR130R | U1 | 220 | | 8C-3636 | — |
| 1985-62 320-100 | 24 | 280 | | 153-5656 | 8C-3600 |
| 1985-62 VR28R, VR42RE, VR42RET, VR42RED, VR54TEA, VR54TEW | 24 | 280 | | 153-5656 | 8C-3600 |
| 1985-60 V727F, V72S, 72TECD | 2 | 515 | {15} | 153-5690 | 8C-3629 |
| 1976-67 All pneumatic | 27 | 390 | | 153-5656 | 8C-3601 |
| 1967 54TEC, VR72 | 24 | 340 | | 153-5656 | 8C-3600 |
| 1966-60 54TEC, VR72 | 1 | 450 | | 8C-3617 | — |
| Rollers (Tandem & 3-Wheel) | | | | | |
| 1982-75 5/8, 8/12 | 4D | 760 | | 153-5710 | 153-5700 |
| 1977-67 All 10 ton 3-wheel | 3 | 550 | {15} | 8C-3629 | 8C-3617 |
| 1975-67 3/5, 4/6 | 27 | 390 | | 153-5656 | 8C-3601 |

EUCLID HITACHI HEAVY EQUIPMENT, INC.

| | | | | | |
|---|------|-----|-----------|----------|--------------|
| Crawler Tractors | | | | | |
| 1955-61 TC-12 | 8D | 950 | {15} | 153-5720 | 101-4000 |
| Graders | | | | | |
| 1980-73 301, 401, 501 - Pacer & Super | 7D | 900 | {70} | 8C-3635 | 8C-3633 |
| Haulers | | | | | |
| 1989-88 R100 | 30HR | 285 | {15} | 8C-3601 | 250-0486{29} |
| 1989-88 R25, R35, R50, R85, R120, R170, R190 | 8D | 950 | {15} | 153-5720 | 101-4000 |
| Industrial Tractors | | | | | |
| 1968-62 All | 4D | 800 | {168} | 153-5710 | 153-5700 |
| 1968-62 All - Optional | 8D | 950 | {147,167} | 153-5720 | 101-4000 |
| 1961-52 4-71, 6-71 - GM Eng | 8D | 950 | | 153-5720 | 101-4000 |
| 1961-52 6-71 - GM Eng, Optional | 7D | 900 | {15,168} | 8C-3635 | 8C-3633 |
| 1961-52 Front end loader w/ GM 4-71 | 4D | 800 | | 153-5710 | 153-5700 |
| 1961-52 Models w/Buda & Cummins 6-cyl. Eng | 8D | 950 | {15} | 153-5720 | 101-4000 |

{15} Two batteries required. For best results, replace both. {26} Replacement battery is wider than OE. Hold-down and/or tray replacement may be necessary.

{29} Battery hold-down may need to be replaced and/or modified. Battery cable replacement may be necessary.

{30} Replacement battery is wider and taller than OE. Hold-down and/or tray replacement may be necessary.

{31} Replacement battery is longer and wider than OE. Hold-down and/or tray replacement may be necessary.

{70} Two, Three or Four batteries required. For best results, replace all. {147} 1 Battery - Dual Battery Opt.

{167} Could be 12 or 24 Volt System. Assure correct battery voltage BEFORE installation! {168} Air start. {170} Special 12-volt battery.

{173} Requires 4 batteries. {174} Requires 4 or 8 batteries. {176} Requires 1 or 4 batteries.

Industrial, Road & Misc. Equipment

EUCLID HITACHI HEAVY EQUIPMENT, INC. — FINN CORPORATION

IMPORTANT NOTE: BATTERIES CAN EXPLODE! Always wear safety glasses AND shield eyes when working around batteries. Always check for proper polarity and sufficient terminal clearance BEFORE final installation to avoid dangerous sparks, potential explosion, possible severe personal injury and/or expensive electrical system and/or vehicle/equipment damage or fire.

| MAKE EQUIPMENT TYPE YEAR / MODEL | O.E. BCI NO. | CCA @ ° F | Notes | REPLACEMENT | |
|--|--------------------|-----------------|----------|--------------|-------------|
| | | | | Option 1 | Option 2 |
| EUCLID HITACHI HEAVY EQUIPMENT, INC. (Continued) | | | | | |
| Scrapers | | | | | |
| 1980-65 210, 111H, 111HB, 310, 310H, 310TH | 8D | 900 | {15} | 153-5720 | 101-4000 |
| 1980-64 2E, 12E, 110, 192 | 4D | 700 | {176} | 153-5710 | 153-5700 |
| 1977-63 218, 282, 292, 292E, 294, 392, 410 | 4D | 700 | {176} | 153-5710 | 153-5700 |
| Skidders | | | | | |
| 1992-88 664D, 665D, 666D, 667D | 31T | 625 | {147} | 175-4390 | 175-4370 |
| 1992-88 668D | 4D | 800 | {15} | 153-5710 | 153-5700 |
| 1992-88 F665, F666, F667, F668 | 31T | 700 | {147} | 175-4390 | 175-4370 |
| Wheel Dozers | | | | | |
| 1992-81 W280B, W280C, 280B, 280C | 31T | 700 | {173} | 175-4390 | 175-4370 |
| 1992-80 W380, W380B | 31T | 625 | {174} | 175-4390 | 175-4370 |
| Wheel Loaders | | | | | |
| 1992-88 L140, L190B, L270B, L320, L480, L480T | 31T | 625 | {174} | 175-4390 | 175-4370 |
| 1992-88 L30 | NA | 380 | {15,170} | — | — |
| 1992-88 L50, L70, L90, L120, L160 | NA | NA | {15,170} | — | — |
| 1991-81 75C, 125C | 31T | 625 | {173} | 175-4390 | 175-4370 |
| 1991-79 175C, 275C, 475C, 475C Turbo | 31T | 625 | {174} | 175-4390 | 175-4370 |
| 1991-79 175C, 275C, 475C, 475C Turbo - Optional | 8D | 900 | {70} | 153-5720 | 101-4000 |
| 1991-78 35C, 45C, 55C | 31T | 700 | {15} | 175-4390 | 175-4370 |
| 1991-75 675 | 8D | 900 | {173} | 153-5720 | 101-4000 |
| EVEREADY BRIKSAW CO. | | | | | |
| Concrete Saws | | | | | |
| 1965-62 E-60 - All 12-Volt | 28N | 290 | | 250-0487(26) | — |
| 1965-55 All except E-60 | 2N | 475 | | 153-5690(31) | 8C-3629(31) |
| FAIRBANKS-MORSE | | | | | |
| Diesel Generating Sets, Water-Cooled | | | | | |
| 1969-66 150TCA6B thru 600TCW12 | 8D | 950 | {15} | 153-5720 | 101-4000 |
| 1969-66 15D17 thru 150T6B | 4D | 800 | {147} | 153-5710 | 153-5700 |
| 1966-63 B100D thru B578D, B150/175D thru B550/630D | 8D | 950 | {176} | 153-5720 | 101-4000 |
| 1966-63 B10D thru B75D, B15/20D thru B125/140D | 4D | 800 | {147} | 153-5710 | 153-5700 |
| Gas Generator Sets, Water-Cooled | | | | | |
| 1969-63 B100A- thru B150A-, 125F-, 105F-1197 | 8D | 950 | {147} | 153-5720 | 101-4000 |
| 1969-63 B10A- thru B75A-, All G Series models | 30H | 500 | | 8C-3627 | 8C-3601 |
| 1969-63 B50A-204-804, 100F817 | 4D | 800 | | 153-5710 | 153-5700 |
| 1967-66 30G23, 50G34, 75UV549 | 55H | 475 | | 8C-3611 | — |
| Generator Sets | | | | | |
| 1963-60 Models 150A- thru 350A- models | 8D | 950 | {70} | 153-5720 | 101-4000 |
| 1963-58 Models 40A- thru 125A- models | 4D | 800 | | 153-5710 | 153-5700 |
| 1963-50 Models 3KA- thru 35A- models | 30H | 500 | | 8C-3627 | 8C-3601 |
| Generator Sets, Air-Cooled | | | | | |
| 1966-64 DA-6P, DA-10P, DA-350P, DA-150P - Diesel | 30H | 500 | {147} | 8C-3627 | 8C-3601 |
| 1966-63 GS10000CR, GS15000CR, GS2000 | 27 | 410 | | 153-5656 | 8C-3601 |

| MAKE EQUIPMENT TYPE YEAR / MODEL | O.E. BCI NO. | CCA @ ° F | Notes | REPLACEMENT | |
|---|--------------------|-----------------|-------|--------------|--------------|
| | | | | Option 1 | Option 2 |
| FIAT TRACTORS/FIATAGRI | | | | | |
| See also HESSTON CORPORATION | | | | | |
| Crawlers | | | | | |
| 1994-89 70-75C, 70-75M, 72-85C, 72-85M, 80-75C, 82-85C | 4DLT | 820 | | 153-5710(30) | 153-5700(30) |
| 1994-83 60-75V, 60-85V, 665C | 30H | 625 | | 8C-3627 | 127-0826(29) |
| FIATALLIS NORTH AMERICA, INC | | | | | |
| Crawler Tractors | | | | | |
| 1985-78 10C, FL10C, 14C, FL14C | 4D | 775 | {15} | 153-5710 | 153-5700 |
| 1985-69 21, 21B, 21C, 31, FD30, FD40, FD50 | 8D | 975 | {15} | 153-5720 | 101-4000 |
| 1985-69 HD-21, HD-21B, HD-21C, HD-FD-30, HD-31, HD-41, HD-41B | 8D | 975 | {70} | 153-5720 | 101-4000 |
| 1981-68 HD6, HD7G, HD11, HD16, 12G, 16B | 4D | 775 | {15} | 153-5710 | 153-5700 |
| 1976-68 HD-6, HD-7G, HD-11, HD-12G, HD-16, HD-16B | 4D | 775 | {15} | 153-5710 | 153-5700 |
| Crawler Tractors & Loaders | | | | | |
| 1985-82 FD-5, FL-5, FD-7, FL-7 | 27 | 345 | {15} | 153-5656 | 8C-3601 |
| 1985-78 8B, FL9, FD20, FL20 | 4D | 775 | {15} | 153-5710 | 153-5700 |
| Dozers & Excavators | | | | | |
| 1985-82 FE-18 | 30H | 545 | {15} | 8C-3627 | 8C-3601 |
| 1985-64 D30, FE-20, FE-28, FE-40 | 4D | 775 | {15} | 153-5710 | 153-5700 |
| 1966-63 D40 | 8D | 975 | {15} | 153-5720 | 101-4000 |
| Motor Graders | | | | | |
| 2004-02 RG140, RG170, RG200 | 27 | 675 | | 8C-3601 | 250-0486 |
| 1985-82 FG-85, FG-95 | 27 | 345 | {15} | 153-5656 | 8C-3601 |
| 1985-79 65B | 30H | 550 | {15} | 8C-3627 | 8C-3601 |
| 1985-73 FG-75, 100C, 150C, 200C | 4D | 775 | {70} | 153-5710 | 153-5700 |
| 1978-71 M65, M65D, M65G | 30H | 545 | | 8C-3627 | 8C-3601 |
| 1971-61 45, 145, 145T, M-60, M-70, FG-85, FG-95 | 5D | 750 | {173} | 8C-3633 | — |
| 1971-61 D, DD | 1 | 450 | {15} | 8C-3617 | — |
| Pipelayers & Tractor Scrapers | | | | | |
| 1985-76 PL-40, FP-60 | 4D | 775 | {15} | 153-5710 | 153-5700 |
| 1985-73 FP-120, 161, 260, 261, 262, 263 | 8D | 975 | {15} | 153-5720 | 101-4000 |
| Tractor Loaders | | | | | |
| 2002 LV80 | 27 | 675 | | 8C-3601 | 250-0486 |
| Wheel Loaders | | | | | |
| 2004-03 LV80 | 27 | 675 | | 8C-3601 | 250-0486 |
| 1985-84 FR-30, FR-35 | 31T | 625 | {173} | 175-4390 | 175-4370 |
| 1985-81 FR-7, FR-10, FR-12, FR-15, FR-20 - Optional | 29H | 655 | {15} | 8C-3627 | — |
| 1985-80 FR-7, FR-10, FR-12, FR-15, FR-20 | 30H | 550 | {173} | 8C-3627 | 8C-3601 |
| 1985-72 345B, 545B, 605B | 30H | 545 | {15} | 8C-3627 | 8C-3601 |
| 1984-75 945B | 8D | 975 | {15} | 153-5720 | 101-4000 |
| 1981-72 645B, 745C | 4D | 775 | {15} | 153-5710 | 153-5700 |
| FINN CORPORATION | | | | | |
| Blowers | | | | | |
| 2008-06 Krimper, B260, B70, B40, BB302, Express, BB1222/1208/1216, BB302/705 | 34 | 685 | | 250-0486 | 127-0826 |
| 2007-06 BB200 Compact | 34 | 685 | | 250-0486 | 127-0826 |
| 2007-02 BB1240, BB302, BB605, BB908/916, BB302/705 | 34 | 685 | | 250-0486 | 127-0826 |
| 2002 BB908 | 34 | 685 | | 250-0486 | 127-0826 |

Industrial, Road & Misc. Equipment

FINN CORPORATION — FMC



IMPORTANT NOTE: BATTERIES CAN EXPLODE! Always wear safety glasses AND shield eyes when working around batteries. Always check for proper polarity and sufficient terminal clearance BEFORE final installation to avoid dangerous sparks, potential explosion, possible severe personal injury and/or expensive electrical system and/or vehicle/equipment damage or fire.

| MAKE EQUIPMENT TYPE YEAR / MODEL | O.E. BCI NO. | CCA @ ° F | Notes | REPLACEMENT | |
|---|--------------------|-----------------|-------|-------------|--------------|
| | | | | Option 1 | Option 2 |
| FINN CORPORATION (Continued) | | | | | |
| Blowers (Continued) | | | | | |
| 2000-98 302 | 34 | 685 | | 250-0486 | 127-0826 |
| 2000-97 808, 816, 1240 | 27 | 675 | | 8C-3601 | 250-0486 |
| Hydro Seeder | | | | | |
| 2000-90 T-60, T-90, T-120 | 34 | 685 | | 250-0486 | 127-0826 |
| 1994-87 T-50, T-90, T-120 | 24 | 520 | | 153-5656 | 8C-3600 |
| 1990-86 T-110 | 24 | 520 | | 153-5656 | 8C-3600 |
| 1990-77 T-150, T-170, JD-4239 | 30H | 550 | | 8C-3627 | 8C-3601 |
| 1988-63 Wisc. VH4D, 1770 | 24 | 400 | | 153-5656 | 8C-3600 |
| 1978-74 Ford 192G, T-150 | 24 | 335 | | 153-5656 | 8C-3600 |
| 1976-74 T-150, T-170, JD-4239 | 5D | 830 | {15} | 8C-3633 | — |
| Mulch Spreader | | | | | |
| 2007-98 B-40 | 34 | 685 | | 250-0486 | 127-0826 |
| 2007-95 B-70 | 34 | 685 | | 250-0486 | 127-0826 |
| 2000-90 B-260 | 27 | 675 | | 8C-3601 | 250-0486 |
| 1997-87 C-15 Honda 340 | U1 | 130 | | 8C-3636 | — |
| 1995-87 B-70 | 24 | 520 | | 153-5656 | 8C-3600 |
| 1989-77 JD 6392D | 30H | 550 | | 8C-3627 | 8C-3601 |
| 1989-74 B-250 Ford 300 | 24 | 520 | | 153-5656 | 8C-3600 |
| 1987-76 B-50 | 24 | 520 | | 153-5656 | 8C-3600 |
| Seeder | | | | | |
| 2008-97 T30 | U1 | 130 | | 8C-3636 | — |
| 2008-89 T170, T280, T330 | 27 | 675 | | 8C-3601 | 250-0486 |
| 2008-06 T75 | 34 | 685 | | 250-0486 | 127-0826 |
| 2008-02 T120, T60, T90 | 34 | 685 | | 250-0486 | 127-0826 |
| 2008-02 T330 | 27 | 675 | | 8C-3601 | 250-0486 |
| 2008-02 T60 | 34 | 685 | | 250-0486 | 127-0826 |
| 2008-02 T90 | 34 | 685 | | 250-0486 | 127-0826 |
| 2008 T400 | 34 | 685 | | 250-0486 | 127-0826 |
| 2008 Titan | 34 | 685 | | 250-0486 | 127-0826 |
| 2006 T75 | 34 | 685 | | 250-0486 | 127-0826 |
| Twin Jet Fire Ball | | | | | |
| 1990-89 DD 4-53 | 27 | 650 | | 153-5656 | 8C-3601 |
| 1989-87 DD 4-53 | 30H | 550 | | 8C-3627 | 8C-3601 |
| 1986-75 DD 4-53 | 8D | 830 | {15} | 153-5720 | 101-4000 |
| Utility | | | | | |
| 2002 Eagle | 34 | 685 | {24} | 250-0486 | 127-0826 |
| FLAHERTY BRANCH | | | | | |
| BUFFALO SPRINGFIELD CO. | | | | | |
| Power Brooms & Rollers | | | | | |
| 1968-60 All broom models, Roll-Master | 3EE | 350 | | 8C-3620 | 250-0488{31} |
| 1962-59 All models | 1 | 500 | | 8C-3617 | — |
| Spread-Master Chip Spreaders | | | | | |
| 1968-64 Model K - Diesel | 24 | 320 | {147} | 153-5656 | 8C-3600 |
| 1964-58 283B-4, 336-4 | 3EE | 350 | | 8C-3620 | 250-0488{31} |
| FMC | | | | | |
| Formerly CABLE CRANE & EXCAVATOR | | | | | |
| Also LINKBELT | | | | | |
| Power Shovels & Cranes | | | | | |
| 1985-77 LS-718, LS-918 | 31T | 625 | {173} | 175-4390 | 175-4370 |
| 1985-72 LS-98, LS-98PL, LS-108B, LS-108C | 4 | 655 | {15} | 8C-3633 | — |
| 1985-71 HC-238, HC-238A, HC-258, HC-268 | 8D | 975 | {147} | 153-5720 | 101-4000 |

| MAKE EQUIPMENT TYPE YEAR / MODEL | O.E. BCI NO. | CCA @ ° F | Notes | REPLACEMENT | |
|--|--------------------|-----------------|-------|-------------|----------|
| | | | | Option 1 | Option 2 |
| FMC (Continued) | | | | | |
| Power Shovels & Cranes (Continued) | | | | | |
| 1985-69 HC-138 - HC-138A Other Engs | 8D | 975 | {147} | 153-5720 | 101-4000 |
| 1985-69 HC-138, HC-138A GM Eng | 4 | 655 | {15} | 8C-3633 | — |
| 1985-65 HC-208, HC-218, HC-218A | 8D | 975 | {147} | 153-5720 | 101-4000 |
| 1985-65 HC-208, HC-218, HC-218A - Waukesha, GM Eng | 4 | 655 | {15} | 8C-3633 | — |
| 1985-63 HC-48A - All other Eng | 24 | 375 | | 153-5656 | 8C-3600 |
| 1985-63 HC-48A w/ DD 5-53 eng. Upper | 4 | 655 | {15} | 8C-3633 | — |
| 1985-63 HC-48A w/DD-4-53 eng. Carrier | 30H | 380 | | 8C-3627 | 8C-3601 |
| 1985-61 400, 1000, 1500, 2300 | 8D | 975 | {147} | 153-5720 | 101-4000 |
| 1985-61 All TG models, UC-108B | 8D | 975 | {15} | 153-5720 | 101-4000 |
| 1977-71 HT-150, HT-200, HT-300, HT-450, HTC-14, HTC-20, HTHC-25, HTC-34, HTC-35 | 8D | 975 | {147} | 153-5720 | 101-4000 |
| 1977-68 YC-18, YC-24, YC-28, YC-38, YC-48 | 30H | 380 | {147} | 8C-3627 | 8C-3601 |
| 1977-61 HC-108B, HC-108C | 4 | 655 | {15} | 8C-3633 | — |
| 1975-61 195GK, 190GLUB Waukesha Eng. | 2 | 545 | {15} | 153-5690 | 8C-3629 |
| 1975-61 LS-58, LS-68, LS-78, LS-78LC | 4 | 655 | {15} | 8C-3633 | — |
| 1975-61 LS-58, LS-68, LS-78, LS-78LC Waukesha Eng. | 2 | 545 | {15} | 153-5690 | 8C-3629 |
| 1972-63 HC-2000, HT-101 - Other Engs | 24 | 375 | | 153-5656 | 8C-3600 |
| 1972-63 HC-2000, HT-101 - DD engine | 2 | 545 | {15} | 153-5690 | 8C-3629 |
| 1971-62 77-78 except GM & Waukesha eng. | 4 | 655 | {15} | 8C-3633 | — |
| 1971-62 77-78 w/GM 4082 Eng. | 8D | 975 | {15} | 153-5720 | 101-4000 |
| 1971-62 77-78 w/Waukesha 135GZ Eng | 2 | 545 | {15} | 153-5690 | 8C-3629 |
| 1971-61 98-108 - Waukesha Eng. | 2 | 545 | {15} | 153-5690 | 8C-3629 |
| 1971-61 98-108 - Other Engs | 4 | 655 | {15} | 8C-3633 | — |
| 1971-61 98-108 - Cummins Engine, Cat Eng, Cummins | 8D | 975 | {147} | 153-5720 | 101-4000 |
| 1971-40 All 77 thru 208 models | 4 | 655 | {70} | 8C-3633 | — |
| 1971-40 All 77 thru 208 models Optional | 2 | 630 | {15} | 153-5690 | 8C-3629 |
| | 8D | 975 | {15} | 153-5720 | 101-4000 |
| 1967-64 K-300 | 2 | 545 | | 153-5690 | 8C-3629 |
| 1967-52 K-360 thru K-608 Series | 8D | 900 | {147} | 153-5720 | 101-4000 |
| 1967-52 K-360 thru K-608 Series Optional | 1 | 550 | | 8C-3617 | — |
| | 2 | 660 | {15} | 153-5690 | 8C-3629 |
| 1963-49 58, 68, 70 - Exc w/cat & Waukesha eng. | 4 | 655 | {179} | 8C-3633 | — |
| 1963-49 w/Cat. D-311- D-315, Waukesha 190GLBU Eng | 2 | 545 | {147} | 153-5690 | 8C-3629 |

{15} Two batteries required. For best results, replace both. {24} OEM Used various size batteries in production. Check original battery for size and correct fit.

{27} Check OE CCA requirements. Replacement CCA may not be sufficient.

{30} Replacement battery is wider and taller than OE. Hold-down and/or tray replacement may be necessary.

{31} Replacement battery is longer and wider than OE. Hold-down and/or tray replacement may be necessary.

{32} Replacement battery is longer than OE. Hold-down and/or tray replacement may be necessary.

{70} Two, Three or Four batteries required. For best results, replace all. {147} 1 Battery - Dual Battery Opt.

{173} Requires 4 batteries. {179} Requires 1 to 4 batteries.

Industrial, Road & Misc. Equipment FOOTE — GALION MFG. CO.

IMPORTANT NOTE: BATTERIES CAN EXPLODE! Always wear safety glasses AND shield eyes when working around batteries. Always check for proper polarity and sufficient terminal clearance BEFORE final installation to avoid dangerous sparks, potential explosion, possible severe personal injury and/or expensive electrical system and/or vehicle/equipment damage or fire.

| MAKE EQUIPMENT TYPE YEAR / MODEL | O.E. BCI NO. | CCA @ ° F | Notes | REPLACEMENT | |
|--|--------------------|-----------------|-------|--------------|--------------|
| | | | | Option 1 | Option 2 |
| FOOTE | | | | | |
| For 1956 and later, see BLAW-KNOX | | | | | |
| Blacktop & Concrete Pavers | | | | | |
| 1955-49 Adnun, Herc. | | | | | |
| DOOC, DHXB | 4D | 805 | {147} | 153-5710 | 153-5700 |
| 1955-49 All GM models | 8D | 900 | | 153-5720 | 101-4000 |
| 1955-49 Hercules | 4B | 615 | | 153-5710 | 153-5700 |
| 1955-49 PF-90, Herc. QXC-5 | 2 | 525 | | 153-5690 | 8C-3629 |
| FORD — FORD-NEW HOLLAND | | | | | |
| Formerly FORD, NEW HOLLAND & SPERRY NEW HOLLAND | | | | | |
| Additional equipment listed in the Farm Equipment section. | | | | | |
| Articulated Steer Loader & Backhoe | | | | | |
| 1989-85 LB620 | 3ET | 445 | {15} | — | — |
| Articulated Steer Loaders & Leaf Loaders | | | | | |
| 1991-85 L600, 710 | 31T | 625 | | 175-4390 | 175-4370 |
| Industrial Tractors | | | | | |
| 1991-75 All models | 4DLT | 750 | | 153-5710(30) | 153-5700(30) |
| Skid Steer | | | | | |
| 1993-85 L553, L555, L781, L783, L785 | 31T | 925 | | 175-4390 | 115-2422 |
| 1993-84 L250 | 70 | 410 | | 7X-6100(32) | 250-0489(32) |
| 1993-76 L452, L454, L455, L555, L778 | 3ET | 375 | {147} | 8C-3620 {27} | — |
| 1993-76 L452, L454, L455, L555, L778 - Optional | 55 | 410 | | 8C-3611 | — |
| 1993-71 L35, L784 | 24 | 375 | | 153-5656 | 8C-3600 |
| 1988-73 L554, L775, L779 | 24 | 410 | {147} | 153-5656 | 8C-3600 |
| 1987-83 L553 | 55 | 410 | | 8C-3611 | — |
| 1985-74 L225, L325, L425, L445, L451 | 3ET | 375 | {147} | 8C-3620 {27} | — |
| 1985-74 L225, L325, L425, L445, L451 - Optional | 24 | 410 | | 153-5656 | 8C-3600 |
| FOX RIVER TRACTOR | | | | | |
| Material Spreaders | | | | | |
| 1967-63 All models | 22F | 220 | | 3T-5859 | 250-0489 |
| 1962-57 All models | 1 | 375 | | 8C-3617 | — |
| Self-Propelled Forage Harvesters | | | | | |
| 1967-66 SPF | 30H | 445 | | 8C-3627 | 8C-3601 |
| 1967-60 All except SPF | 8D | 900 | | 153-5720 | 101-4000 |
| FWD-WAGNER | | | | | |
| WAGNER, FWD | | | | | |
| Additional equipment listed in the Farm Equipment section. | | | | | |
| Compactors | | | | | |
| 1971-66 All other models | 8D | 900 | {147} | 153-5720 | 101-4000 |
| 1967-61 SF-17, WC-17, WC-24, WC-317 | 4D | 800 | {15} | 153-5710 | 153-5700 |
| Lift Trucks & Log Stackers | | | | | |
| 1971-63 CH-50, P-70, P-80, P-90, L-24, L-120, L-130 | 8D | 900 | {147} | 153-5720 | 101-4000 |
| 1971-59 L-24 Super, L-40, L-60, L-70, L-80, L-90, LJ-3-70 | 4D | 800 | {15} | 153-5710 | 153-5700 |
| 1962-59 LJ-3-18, LJ-3-20, LJ-3-30 | 8D | 900 | | 153-5720 | 101-4000 |
| GALION MFG. CO. | | | | | |
| Division of DRESSER INDUSTRIES, INC. | | | | | |
| Mobile Cranes | | | | | |
| 1983-82 ML-40 | 30H | 545 | {70} | 8C-3627 | 8C-3601 |
| 1983-68 150A, 150FA, 150P, 200F | 8D | 975 | | 153-5720 | 101-4000 |

| MAKE EQUIPMENT TYPE YEAR / MODEL | O.E. BCI NO. | CCA @ ° F | Notes | REPLACEMENT | |
|--|--------------------|-----------------|-------|-------------|----------|
| | | | | Option 1 | Option 2 |
| GALION MFG. CO. (Continued) | | | | | |
| Mobile Cranes (Continued) | | | | | |
| 1983-65 80, 125, 125F, 140F, 125A, 125FA, 220A, 220S | 8D | 975 | | 153-5720 | 101-4000 |
| 1980-62 80, 125, 125F, 140F, 125A, 125FA, 220A, 220S - Optional | 27 | 345 | | 153-5656 | 8C-3601 |
| 1979-70 150A, 150FA, 150P, 200F - Optional | 27 | 340 | | 153-5656 | 8C-3601 |
| 1979-62 80, 125, 125F, 140F, 125A, 125FA, 220A, 220S - Optional | 3 | 550 | {15} | 8C-3629 | 8C-3617 |
| 1975-65 90A, 110A, 125A | 3 | 550 | | 8C-3629 | 8C-3617 |
| 1965-64 125 | 27 | 375 | | 153-5656 | 8C-3601 |
| 1965-64 125 - Diesel | 3 | 690 | {15} | 8C-3629 | — |
| Pneumatic Tired Roller | | | | | |
| 1983-76 3500 | 27 | 345 | | 153-5656 | 8C-3601 |
| 1983-76 3500 - Optional | 3 | 550 | {15} | 8C-3629 | 8C-3617 |
| 1975-74 LW | 27 | 650 | {147} | 153-5656 | 8C-3601 |
| Prime Movers & R.O.S. | | | | | |
| 1982-80 25A | 8D | 975 | | 153-5720 | 101-4000 |
| 1982-80 25A - Optional | 27 | 340 | | 153-5656 | 8C-3601 |
| | 3 | 550 | | 8C-3629 | 8C-3617 |
| 1980-70 10-12 | 27 | 390 | | 153-5656 | 8C-3601 |
| Road Graders | | | | | |
| 1983-79 A450E, A500, A550, A600, S450E | 30H | 545 | {70} | 8C-3627 | 8C-3601 |
| 1983-70 DD 4-71, A500E, S500E | 8D | 880 | | 153-5720 | 101-4000 |
| 1983-70 DD 4-71, A500E, S500E - Optional | 4 | 680 | {173} | 8C-3633 | — |
| 1983-60 503A, 503L | 3 | 550 | {15} | 8C-3629 | 8C-3617 |
| 1983-59 DD 6-71, T600C, T700 | 8D | 880 | {147} | 153-5720 | 101-4000 |
| 1983-59 DD 6-71, T600C, T700 - Optional | 4 | 680 | {173} | 8C-3633 | — |
| 1982-72 503A, 503L - Optional | 27 | 340 | | 153-5656 | 8C-3601 |
| 1982-68 T400A | 4 | 680 | {173} | 8C-3633 | — |
| 1977-73 T500L - IHC engine | 4 | 680 | {173} | 8C-3633 | — |
| 1977-69 T600B - IHC engine | 4 | 590 | {173} | 8C-3633 | — |
| 1977-58 T500, T600, T500A, T-500, T-500-A, T-600, T-600-B, T-700 | 8D | 880 | {147} | 153-5720 | 101-4000 |
| 1975-66 118, 118A, 118B, 118C | 8D | 880 | {147} | 153-5720 | 101-4000 |
| 1975-66 118, 118A, 118B, 118C Diesel, IHC engine | 3 | 550 | {147} | 8C-3629 | 8C-3617 |
| 1975-66 118, 118A, 118B, 118C - IHC engine, DD engine | 27 | 390 | {15} | 153-5656 | 8C-3601 |
| 1973-66 JN130, 160, 160B, 160L, 303 | 8D | 900 | {147} | 153-5720 | 101-4000 |
| 1973-59 104, 104B, 104H | 8D | 880 | {147} | 153-5720 | 101-4000 |
| 1973-59 104, 104B, 104H Diesel, GM Eng | 8D | 900 | | 153-5720 | 101-4000 |
| 1973-59 104, 104B, 104H IHC engine | 3 | 550 | {147} | 8C-3629 | 8C-3617 |
| 1973-59 104, 104B, 104H Optional | 4 | 790 | {15} | 8C-3633 | — |
| 1967-59 303 - IHC engine | 27 | 375 | | 153-5656 | 8C-3601 |
| 1960-59 303, 450 - Optional | 3 | 550 | | 8C-3629 | 8C-3617 |
| Road Planer | | | | | |
| 1983 SP-600 | 30H | 545 | {173} | 8C-3627 | 8C-3601 |
| 1982-79 RP60 | 8D | 975 | {15} | 153-5720 | 101-4000 |
| 1982-74 RP30, RP42 | 4 | 680 | {173} | 8C-3633 | — |

Industrial, Road & Misc. Equipment

GALION MFG. CO. — GEHL COMPANY (IC GROUP)



IMPORTANT NOTE: BATTERIES CAN EXPLODE! Always wear safety glasses AND shield eyes when working around batteries. Always check for proper polarity and sufficient terminal clearance BEFORE final installation to avoid dangerous sparks, potential explosion, possible severe personal injury and/or expensive electrical system and/or vehicle/equipment damage or fire.

| MAKE EQUIPMENT TYPE YEAR / MODEL | O.E. BCI NO. | CCA @ ° F | Notes | REPLACEMENT | |
|---|--------------------|-----------------|-------|-------------|----------|
| | | | | Option 1 | Option 2 |
| GALION MFG. CO. (Continued) | | | | | |
| Rollers | | | | | |
| 1967-63 9-12 - Diesel | 3 | 690 | {15} | 8C-3629 | — |
| 1967-63 Gas Pneumatic, 9-12 | 27 | 375 | | 153-5656 | 8C-3601 |
| 1967-52 Chief, Warrior models, Retractable Wheel | 3 | 690 | {147} | 8C-3629 | — |
| Tandem Rollers | | | | | |
| 1983-61 S3-5, S4-6, S5-8, S8-10-1/2 | 27 | 340 | | 153-5656 | 8C-3601 |
| 1983-61 S3-5, S4-6, S5-8, S8-10-1/2 - Optional | 3 | 550 | {15} | 8C-3629 | 8C-3617 |
| 1983-52 5-8, 8-12, S8-12, S10-14 | 3 | 690 | {147} | 8C-3629 | — |
| 1967-63 3-5, 4-6, 10-14, 13-20 | 27 | 375 | | 153-5656 | 8C-3601 |
| 1967-63 3-5, 4-6, 10-14, 13-20 - Diesel | 3 | 690 | {15} | 8C-3629 | — |
| 1967-63 5-8, 8-12, S8-12, S10-14 - Optional | 27 | 375 | | 153-5656 | 8C-3601 |
| Vibratory Rollers | | | | | |
| 1983-79 VOSPD-66A, VOS-A66A, VOS-D66A, VOS-2-66A, | 3 | 550 | {15} | 8C-3629 | 8C-3617 |
| 1983-71 VOS-84A, VOS-A84A, VOS-D84A, PD84A - Optional | 8D | 975 | | 153-5720 | 101-4000 |
| 1983 VOS-2-42A | 55 | 380 | | 8C-3611 | — |
| 1983 VOS-84A, VOS-A84A, VOS-D84A, PD84A | 30H | 545 | {15} | 8C-3627 | 8C-3601 |

| GAR WOOD | | | | | |
|--|----|-----|-------|----------|----------|
| Formerly BUCKEYE | | | | | |
| Ditchers | | | | | |
| 1973-63 300D, 300G, 400B, 403 | 27 | 410 | | 153-5656 | 8C-3601 |
| 1973-63 300D, 300G, 400B, 403 - Diesel | 8D | 900 | | 153-5720 | 101-4000 |
| 1973-63 300D, 300G, 400B, 403 - Diesel, Ford engine | 27 | 410 | | 153-5656 | 8C-3601 |
| 1973-58 310, 314, 315, 318, 411AD - Diesel | 8D | 900 | {147} | 153-5720 | 101-4000 |
| 1965-64 120, 160 - Diesel | 8D | 900 | | 153-5720 | 101-4000 |
| 1965-63 120, 160 | 2 | 625 | | 153-5690 | 8C-3629 |
| 1962-58 All gas engines | 2 | 625 | | 153-5690 | 8C-3629 |
| Road Wideners | | | | | |
| 1965-63 All gas engines | 8D | 900 | | 153-5720 | 101-4000 |
| 1965-52 Diesel | 8D | 900 | {147} | 153-5720 | 101-4000 |
| 1962-52 All gas engines | 2 | 600 | | 153-5690 | 8C-3629 |
| Shovels & Truck Cranes | | | | | |
| 1965-58 All other engines | 8D | 900 | {147} | 153-5720 | 101-4000 |
| 1962-58 All shovels, 75BT, 100BT | 2 | 625 | | 153-5690 | 8C-3629 |

| GARDNER-DENVER CANADA, INC. | | | | | |
|---|----|-----|------|----------|----------|
| Compressors | | | | | |
| 1985-63 All SP-150 | 5D | 720 | {15} | 8C-3633 | — |
| 1982-78 SAQTQ-A, SAQTR-B, SAUTT-B, SAUTW-B, SAWTX-B | 8D | 900 | {15} | 153-5720 | 101-4000 |
| 1982-78 SPKTK-A, SPNTN-A | 8D | 900 | | 153-5720 | 101-4000 |
| 1982 D150QJD, D190QJD, G150GIH, G190QIH | 24 | 340 | {15} | 153-5656 | 8C-3600 |
| 1981-76 SPFDC, SPHDC, SPHDD, SPHDE, SPERC-A | 4D | 640 | | 153-5710 | 153-5700 |

| MAKE EQUIPMENT TYPE YEAR / MODEL | O.E. BCI NO. | CCA @ ° F | Notes | REPLACEMENT | |
|--|--------------------|-----------------|-------|-------------|--------------|
| | | | | Option 1 | Option 2 |
| GARDNER-DENVER CANADA, INC. (Continued) | | | | | |
| Compressors (Continued) | | | | | |
| 1981-73 SPCGB, SPFGA, SPEVC-A | 24 | 285 | | 153-5656 | — |
| 1978-73 SPQDA, SPQDC, SPQDD, SPTDA, SPTDC, SPTDD, SPWDA, SPWDB, SBWDC, SP600DK, SPKD8, DPND8 | 8D | 900 | {15} | 153-5720 | 101-4000 |
| 1977-61 SP-125GA, SP-125GB, SP-125GC, SPCDA, SPHGB | 27 | 410 | | 153-5656 | 8C-3601 |
| 1975-73 SPHGA | 27 | 410 | | 153-5656 | 8C-3601 |
| 1975-61 SP-125UGA, SP-125IUGB, SP-125JUGC, SPCGA | 3EE | 350 | | 8C-3620 | 250-0488{31} |
| 1973-61 SP-250DA | 30HR | 500 | | 8C-3601 | 250-0486{29} |
| 1973-61 SP-250DC, SP-265DB, SP-365DB | 8D | 900 | {147} | 153-5720 | 101-4000 |
| 1973-57 RP-210DA, RP-210DB, SP-250DB, SP-250GA, SP-265DA | 4D | 640 | {147} | 153-5710 | 153-5700 |
| 1973-56 RP-365, RP-600, RP-900, SP600, SP-900, SP-1200 | 8D | 900 | {147} | 153-5720 | 101-4000 |
| 1961-59 RP-125DA, RP-125DB, RP-125DC | 30H | 450 | | 8C-3627 | 8C-3601 |
| 1961-58 RP-125DA, RP-210DA | 1B | 385 | | 8C-3623{26} | — |
| 1961-58 RP-85GA, RP-125GA, RP-125GB, RP-125GC, RP-125GD, RP-125GE | 2E | 525 | | 8C-3632{30} | — |
| 1961-57 RP-125GA, RP-125GB, RP-125GC, RP-125GD, RP-125GE, RP-210GA, RP-210GB | 2E | 525 | | 8C-3632{30} | — |

| GARRETT ENUMCLAW CO. | | | | | |
|--|------|-----|-------|--------------|--------------|
| ENUMCLAW | | | | | |
| Log Skidders, Sawmills & Tractors | | | | | |
| 1975-69 21A | 2 | 650 | {15} | 153-5690 | 8C-3629 |
| 1975-68 25, 30, 30A, 30TF, 12PSM-2, PSM-2 | 8D | 880 | {147} | 153-5720 | 101-4000 |
| 1973-61 15TF - Diesel, w/6-Volt | 3EE | 300 | | 8C-3620 | 250-0488{31} |
| 1973-61 15TF - Gas, All 12-Volt | 3EE | 300 | | 8C-3620 | 250-0488{31} |
| 1973-61 15TF - Gas, w/6-Volt | 2E | 450 | | 8C-3632{30} | — |
| 1972-69 21B, 22 | 30H | 545 | {15} | 8C-3627 | 8C-3601 |
| 1968-63 10, 20, 21, 20TF | 1 | 500 | {147} | 8C-3617 | — |
| 1968 30TF | 29NF | 250 | {173} | 250-0487{26} | — |

| GEHL COMPANY (IC GROUP) | | | | | |
|---|-----|-----|------|----------|----------|
| Formerly TCI POWER PRODUCTS, INC. | | | | | |
| Bucket Loader | | | | | |
| 1986-82 552 | 30H | 545 | | 8C-3627 | 8C-3601 |
| 1982-70 551A | 22F | 300 | | 3T-5859 | 250-0489 |
| Forklifts & Motor Graders | | | | | |
| 1989-80 H4M40, Herculift 40, 50, 727, 747 | 30H | 545 | | 8C-3627 | 8C-3601 |
| 1983-80 H4M50, H4M80 | 27F | 400 | {15} | 8C-3602 | 3T-5858 |
| Placement Machine | | | | | |
| 1989-83 DM52, DM54, 546 (D4P60), 576 (D4P63) | 4D | 750 | | 153-5710 | 153-5700 |

{15} Two batteries required. For best results, replace both. {26} Replacement battery is wider than OE. Hold-down and/or tray replacement may be necessary.
 {29} Battery hold-down may need to be replaced and/or modified. Battery cable replacement may be necessary.
 {30} Replacement battery is wider and taller than OE. Hold-down and/or tray replacement may be necessary.
 {31} Replacement battery is longer and wider than OE. Hold-down and/or tray replacement may be necessary.
 {70} Two, Three or Four batteries required. For best results, replace all. {147} 1 Battery - Dual Battery Opt.
 {173} Requires 4 batteries. {177} Requires 1, 2 or 3 batteries.

Industrial, Road & Misc. Equipment

GEHL COMPANY (IC GROUP) — GRADALL COMPANY

IMPORTANT NOTE: BATTERIES CAN EXPLODE! Always wear safety glasses AND shield eyes when working around batteries. Always check for proper polarity and sufficient terminal clearance BEFORE final installation to avoid dangerous sparks, potential explosion, possible severe personal injury and/or expensive electrical system and/or vehicle/equipment damage or fire.

| MAKE EQUIPMENT TYPE YEAR / MODEL | O.E. BCI NO. | CCA @ ° F | Notes | REPLACEMENT | |
|---|--------------------|-----------------|-------|--------------|----------|
| | | | | Option 1 | Option 2 |
| GEHL COMPANY (IC GROUP) (Continued) | | | | | |
| Placement Machine (Continued) | | | | | |
| 1989-78 543 (D4P73), 544A, 548, q549, D4P80, D4P100 | 8D | 1000 | | 153-5720 | 101-4000 |
| Skid Steer | | | | | |
| 1998-91 4625, 5625, 6625, 5635, 6635 | 31T | 950 | | 175-4390 | 115-2422 |
| 1995-91 3825 | 24 | 650 | | 127-0826 | 127-0824 |
| 1995-83 3310, 3410, 3725, 4525 | 45 | 440 | | 250-0488{26} | — |
| GETMAN CORPORATION | | | | | |
| Articulated Drill & Ore Carriers | | | | | |
| 1993-81 640-DJC, 800-DJC, 1200-DJC, 644, 1248 - Optional | 30H | 380 | | 8C-3627 | 8C-3601 |
| 1993-76 640-DJC, 800-DJC, 1200-DJC, 644, 1248 | 4D | 760 | {147} | 153-5710 | 153-5700 |
| Articulated Utility Carrier & Utility Cruiser | | | | | |
| 1993-75 A-64, R-42, R-62 | 4D | 760 | {147} | 153-5710 | 153-5700 |
| Low Profile Utility | | | | | |
| 1993-82 200, 220 | 4D | 760 | {147} | 153-5710 | 153-5700 |
| Mining Trucks & Utility Cruisers | | | | | |
| 1992-71 Pipe Hanger M-64-PH, Scaler S-300, R-42, R-62 | 4D | 760 | {147} | 153-5710 | 153-5700 |
| 1990-66 Univ. III, Medi-Bore, Fuel Truck, Lube Truck M-64-L | 4D | 760 | | 153-5710 | 153-5700 |
| 1990-63 AD-1025, Trimmer B-500, KD-6 | 4D | 760 | | 153-5710 | 153-5700 |
| 1977-63 Dispatch | 27 | 465 | | 153-5656 | 8C-3601 |
| 1970-50 T-52, T-70, WN-12 | 24 | 500 | | 153-5656 | 8C-3600 |
| 1970-47 D-52, D-70, JN-52, KD-2, KD-3, N-12, N-50, N-52 | 24 | 420 | | 153-5656 | 8C-3600 |
| 1967-63 AD-1025, Trimmer B-500, KD-6 - Optional | 4D | 790 | | 153-5710 | 153-5700 |
| 1967-57 D-52, D-70, KD-2, KD-3 - Optional | 27 | 375 | | 153-5656 | 8C-3601 |
| GOMACO CORPORATION | | | | | |
| Cold Planers & Conveyors | | | | | |
| 1991-79 Scaraplane I, II | 8D | 840 | {147} | 153-5720 | 101-4000 |
| 1991-75 RC | 16TF | 545 | | — | — |
| 1986-75 RC - Optional | 24 | 390 | | 153-5656 | 8C-3600 |
| Curb & Gutter | | | | | |
| 1998-96 GT-3200 | 24 | 900 | | 127-0826 | 127-0824 |
| 1998-90 CC-1200 | 24 | 515 | | 153-5656 | 8C-3600 |
| 1998-87 GT-3300, GT-3600 | 31T | 625 | | 175-4390 | 175-4370 |
| 1998-75 GT-6300, BP-6400 | 8D | 850 | | 153-5720 | 101-4000 |
| 1992-75 GT-6000, GT-6200 | 16TF | 545 | | — | — |
| 1991-83 EC-1000 | U1 | 235 | | 8C-3636 | — |
| Finishers | | | | | |
| 1998-92 C-650 | 24 | 900 | | 127-0826 | 127-0824 |
| 1998-91 C-700 - Console | 24 | 515 | | 153-5656 | 8C-3600 |
| 1998-91 C-700 Carriage | U1 | 230 | | 8C-3636 | — |
| 1998-90 20hp | U1 | 230 | {15} | 8C-3636 | — |
| 1998-83 SL-450 12hp & 16hp | U1 | 230 | | 8C-3636 | — |
| 1998-75 C-450 | U1 | 230 | {15} | 8C-3636 | — |
| 1991-82 C-650 2-cyl., RP-510 | 24 | 390 | | 153-5656 | 8C-3600 |
| 1991-80 C-650 3-cyl., LS-300, HW-165 | 16TF | 545 | | — | — |

| MAKE EQUIPMENT TYPE YEAR / MODEL | O.E. BCI NO. | CCA @ ° F | Notes | REPLACEMENT | |
|--|--------------------|-----------------|-------|-------------|----------|
| | | | | Option 1 | Option 2 |
| GOMACO CORPORATION (Continued) | | | | | |
| Grade Trimmers & Pavers | | | | | |
| 1998-93 GHP-2800, GP-2600 | 8D | 1150 | | 153-5720 | 101-4000 |
| 1998-80 GP-2000, GP-2500, GP-2500B, GP-3000, GP-3500, GP-4000, GP-5000 | 8D | 850 | {147} | 153-5720 | 101-4000 |
| 1998-78 8500B, GT8500, 9000, 9500, HW-165, HW-165B | 8D | 850 | {147} | 153-5720 | 101-4000 |
| 1986-75 C-650, C-650F, C-650S, RP-510 | 24 | 390 | | 153-5656 | 8C-3600 |
| 1984-78 C-450 | U1 | 200 | | 8C-3636 | — |
| Leaf Collectors & Scavengers | | | | | |
| 1953 All models | 1 | 525 | | 8C-3617 | — |
| Placers/Spreaders | | | | | |
| 1998-90 PS-60, PS-2600 | 8D | 1150 | | 153-5720 | 101-4000 |
| 1991-85 PS-30 | 16TF | 545 | | — | — |
| 1991-85 PS-48 | 8D | 850 | | 153-5720 | 101-4000 |
| Texture/Cure | | | | | |
| 1998-92 TC-400, TC-600 Deutz Eng | 24 | 900 | | 127-0826 | 127-0824 |
| 1994-83 All Others | 16TF | 545 | | — | — |
| GRADALL COMPANY | | | | | |
| Formerly WARNER & SWASEY | | | | | |
| Crawler Excavators | | | | | |
| 2010-08 XL3200 III, XL3210 III | 31T | 1000 | {15} | — | — |
| 2010-08 XL4200 III, XL4210 III | 31T | 1000 | {15} | — | — |
| 2010-08 XL5200 III, XL5200 III | 31T | 1000 | {15} | — | — |
| Forklift | | | | | |
| 1997-96 544C-10, 544D-10 | 34 | 810 | | 127-0826 | — |
| 1997-91 522, 524, 532C-6, 534C-6, 534C-6T, 534C-9, 534C-10, 534D-6, 534D-6T, 534D-9, 534D-10 | 31T | 825 | | 175-4390 | 115-2422 |
| 1994-80 532, 534B | 27 | 600 | {147} | 153-5656 | 8C-3601 |
| 1993-84 544 - Diesel | 31T | 600 | | 175-4390 | 175-4370 |
| 1993-84 LPR-60 | 31T | 600 | | 175-4390 | 175-4370 |
| 1993-75 552, 554 - Diesel | 27 | 600 | {147} | 153-5656 | 8C-3601 |
| 1993-75 LT60, MT80 | 27 | 600 | {147} | 153-5656 | 8C-3601 |
| 1992-80 542 | 27 | 600 | {147} | 153-5656 | 8C-3601 |
| 1983-75 534 - Diesel | 31T | 620 | {15} | 175-4390 | 175-4370 |
| Truck Engines | | | | | |
| 1993-85 G-660, G-660E, G-880E | 27F | 600 | {177} | 8C-3602 | 3T-5858 |
| 1993-85 G3WV, XL-4100, XL-5100 | 31T | 810 | {15} | 175-4390 | 115-2422 |
| 1993-72 G-880, G3R | 8D | 1115 | | 153-5720 | 101-4000 |
| 1989-85 G-880 | 24F | 600 | {70} | 3T-5858 | 250-0486 |
| 1985-83 G3W | 30H | 510 | | 8C-3627 | 8C-3601 |
| 1985-81 G3W - Optional | 8D | 1115 | | 153-5720 | 101-4000 |
| 1985-80 G-1000 | 8D | 900 | {15} | 153-5720 | 101-4000 |
| 1985-69 G-660, G-660E, G-880E - Optional | 8D | 1115 | | 153-5720 | 101-4000 |
| 1984-83 G-660, G-660E, G-880E - Optional | 30H | 510 | | 8C-3627 | 8C-3601 |
| Upper Engines | | | | | |
| 1998-97 XL-2200 | 31T | 810 | | 175-4390 | 115-2422 |
| 1998-92 XL-4000, XL-5000 | 31T | 800 | {15} | 175-4390 | 115-2422 |
| 1993-72 G-660, G-880, All G3W | 8D | 1115 | | 153-5720 | 101-4000 |
| 1986-59 G-1000 | 30H | 520 | {15} | 8C-3627 | 8C-3601 |

Industrial, Road & Misc. Equipment

GRADALL COMPANY — HIGHWAY EQUIPMENT CO.



IMPORTANT NOTE: BATTERIES CAN EXPLODE! Always wear safety glasses AND shield eyes when working around batteries. Always check for proper polarity and sufficient terminal clearance BEFORE final installation to avoid dangerous sparks, potential explosion, possible severe personal injury and/or expensive electrical system and/or vehicle/equipment damage or fire.

| MAKE EQUIPMENT TYPE YEAR / MODEL | O.E. CCA BCI @ NO. ° F | Notes | REPLACEMENT | |
|---|------------------------------|-------|-------------------------|--------------------------|
| | | | Option 1 | Option 2 |
| GRADALL COMPANY (Continued) | | | | |
| Wheeled Excavators | | | | |
| 2010-09 XL5300 III | 31T 1000 | {15} | — | — |
| 2010-08 XL3100 III, XL3300 III | 31T 1000 | {15} | — | — |
| 2010-07 XL4100 III, XL5100 III | 31T 1000 | {15} | — | — |
| 2010-07 XL5110 | 31T 1000 | {15} | — | — |
| GRIMMER SCHMIDT CORP. | | | | |
| Portable Air Compressors | | | | |
| 1998-89 185D, 185DR | 31T 625 | | 175-4390 | 175-4370 |
| 1997-84 100D, 100Q, 125D | 31T 625 | | 175-4390 | 175-4370 |
| 1995-85 H190D, 190JD, 250DR, 250MD, 260D, 275D, 345D, 375D, 375DR | 31T 625 | {147} | 175-4390 | 175-4370 |
| 1995-82 105Q, 125Q, 175QG | 71 390 | | 7X-6100{32} | 250-0489{32} |
| 1995-82 105Q, 125Q, 175QG - Optional | 31T 625 73 500 | | 175-4390 7X-6100{32} | 175-4370 250-0489{32} |
| 1995-82 150D, 150Q, 165CNG, 160D, 175Q, 175-QD, 185D | 31T 625 | | 175-4390 | 175-4370 |
| 1995-82 150D, 150Q, 165CNG, 160D, 175Q, 175-QD, 185D - Optional | 71 390 73 500 | | 7X-6100{32} | 250-0489{32} |
| 1995-81 425TT, 600TT, 636-31B, 800D, 903-41B, 1300D | 31T 625 | {147} | 175-4390 | 175-4370 |
| 1990-88 35G | U1 225 | | 8C-3636 | — |

| HAULPAK DIVISION | | | | |
|---|---------|----------|-------------|-------------|
| KOMATSU DRESSER COMPANY, KOMATSU Formerly WABCO, J. D. ADAMS | | | | |
| Coal Haulers | | | | |
| 1975-63 CFA-2, CFA-17, BFA-10, BFA-13 | 30H 500 | | 8C-3627 | 8C-3601 |
| 1964-59 CFA-4, LW-90 | 60 350 | | 3T-5857{29} | 3T-5858{29} |
| Dump Trucks | | | | |
| 1997-87 140M, 210M, 385M | 60 350 | {15,171} | 3T-5857{29} | 3T-5858{29} |
| 1997-87 530M | 8D 900 | {15,137} | 153-5720 | 101-4000 |
| 1995-88 325M | 30H 545 | {15,168} | 8C-3627 | 8C-3601 |
| 1988-80 BFA-24, BFA-25, BFA-27, BFA-30, BFA-34 | 8D 900 | {15} | 153-5720 | 101-4000 |
| 1988-75 BFA-30, BFA-34, BFA-32, BFA-33, BFA-36, BFA-39 | 30H 545 | {15,168} | 8C-3627 | 8C-3601 |
| 1988-63 AFH-26, AFH-33, BFA-3, BFA-5, BFA-6, BFA-9, BFA-12, BFA-15, BFA-17, BFA-21 | 30H 545 | {147} | 8C-3627 | 8C-3601 |
| 1988-63 BFA-22, BFA-23 | 30H 545 | {147} | 8C-3627 | 8C-3601 |
| 1988-60 CFA-20, CFA-21, CFA-22, CFA-23, LW-22, LW-27, LW-32 | 8D 900 | {15} | 153-5720 | 101-4000 |
| 1975-63 CFA-3, CFA-19, CFF-3 | 8D 900 | {15} | 153-5720 | 101-4000 |
| 1975-63 CFA-5, CFA-10, CFA-14, CFA-8, CFA-9, CFA-19 | 30H 545 | {15,168} | 8C-3627 | 8C-3601 |
| 1962-60 LW-60 | 60 350 | | 3T-5857{29} | 3T-5858{29} |

| MAKE EQUIPMENT TYPE YEAR / MODEL | O.E. CCA BCI @ NO. ° F | Notes | REPLACEMENT | |
|---|------------------------------|-----------|-------------|----------|
| | | | Option 1 | Option 2 |
| HAULPAK DIVISION (Continued) | | | | |
| Dump Trucks: Electric Drive | | | | |
| 1997-96 930E | 8D 935 | {171,173} | 153-5720 | 101-4000 |
| 1997-88 445E, 510E, 630E, 685E | 30H 545 | {15,168} | 8C-3627 | 8C-3601 |
| 1997-88 445E, 510E, 630E, 685E, 730E - Optional | 8D 935 | {171,173} | 153-5720 | 101-4000 |
| 1997-88 830E | 8D 580 | {15,168} | 153-5720 | 101-4000 |
| 1997-88 830E - Optional | 8D 935 | {171,173} | 153-5720 | 101-4000 |
| Electric Trucks | | | | |
| 1988-72 AFE-20, AFE-21, AFE-22, AFE-25, AFE-27, AFE-28, AFE-29 | 30H 545 | {15} | 8C-3627 | 8C-3601 |
| 1986-82 AFE-34, AFE-35, AFE-36, AFE-37, AFE-38, AFE-39, AFE-40, AFE-41 | 30H 545 | {15} | 8C-3627 | 8C-3601 |
| 1980-72 AFE-6, AFE-8, AFE-10, AFE-12, AFE-13, AFE-14, AFE-15, AFE-17, AFE-19 | 30H 545 | {15} | 8C-3627 | 8C-3601 |
| 1975-67 AFE-5 | 8D 900 | {15} | 153-5720 | 101-4000 |
| Motor Graders | | | | |
| 1981-70 444, 44T, 555 | 7D 680 | {70} | 8C-3635 | 8C-3633 |
| 1975-46 All except Cummins C-160B1 Eng | 4 750 | {70} | 8C-3633 | — |
| 1975-46 w/Cummins C-160B1 Eng | 7D 680 | {15} | 8C-3635 | 8C-3633 |
| Scrapers | | | | |
| 1981-76 CM50 Crane, 222-G, 229-G | 8D 900 | {15} | 153-5720 | 101-4000 |
| 1981-75 101-F, 101-G | 4D 775 | {15} | 153-5710 | 153-5700 |
| 1981-75 333-F, 339-F, 252-FT, 259FT-, 333-FT, 353-FT | 8D 900 | {15} | 153-5720 | 101-4000 |
| 1978-75 111-A | 1 450 | {173} | 8C-3617 | — |
| Speedpulls & Tournapulls | | | | |
| 1973-59 D models | 1 500 | {173} | 8C-3617 | — |
| 1964-59 BK2, CKF3 | 8D 850 | {147} | 153-5720 | 101-4000 |
| Tournatractors & Travel Loaders | | | | |
| 1972-59 C, CVW | 1 500 | {174} | 8C-3617 | — |
| 1960-50 30 - IHC engine | 2 660 | | 153-5690 | 8C-3629 |
| 1960-50 30 - DD engine | 4 750 | {15} | 8C-3633 | — |

| HESSTON CORPORATION | | | | |
|---|----------|--|--------------|--------------|
| Crawler Tractors | | | | |
| 1990-84 70-65C, 95-55C | 4DLT 820 | | 153-5710{30} | 153-5700{30} |
| 1990-79 120C, 605C, 805C, 655C, 955C | 30H 625 | | 8C-3627 | 127-0826{29} |
| HIGHWAY EQUIPMENT CO. | | | | |
| Fertilizer & Aggregate Spreaders | | | | |
| 1993-91 Aerospread | 30H 550 | | 8C-3627 | 8C-3601 |
| 1993-62 Sand & Salt | 24 250 | | 153-5656 | 8C-3600 |
| 1975-60 All 6-Volt systems | 1 440 | | 8C-3617 | — |
| 1971-60 L-20, L-30, H&E, SM-5, SM-8 | 24 250 | | 153-5656 | 8C-3600 |
| Tender | | | | |
| 1993-82 LT-6, LT-8, LT-10, LT-16 | 24 250 | | 153-5656 | 8C-3600 |

{15} Two batteries required. For best results, replace both. {24} OEM Used various size batteries in production. Check original battery for size and correct fit.
 {26} Replacement battery is wider than OE. Hold-down and/or tray replacement may be necessary.
 {27} Check OE CCA requirements. Replacement CCA may not be sufficient.
 {29} Battery hold-down may need to be replaced and/or modified. Battery cable replacement may be necessary.
 {30} Replacement battery is wider and taller than OE. Hold-down and/or tray replacement may be necessary.
 {31} Replacement battery is longer and wider than OE. Hold-down and/or tray replacement may be necessary.
 {32} Replacement battery is longer than OE. Hold-down and/or tray replacement may be necessary.
 {70} Two, Three or Four batteries required. For best results, replace all. {137} Battery Located Under Hood. {147} 1 Battery - Dual Battery Opt.
 {168} Air start. {170} Special 12-volt battery. {171} Electric start. {173} Requires 4 batteries. {174} Requires 4 or 8 batteries. {180} Requires 2 to 8 batteries.

Industrial Equipment

Industrial, Road & Misc. Equipment HITACHI CONSTRUCTION MACHINERY — INGERSOLL-RAND CO.

IMPORTANT NOTE: BATTERIES CAN EXPLODE! Always wear safety glasses AND shield eyes when working around batteries. Always check for proper polarity and sufficient terminal clearance BEFORE final installation to avoid dangerous sparks, potential explosion, possible severe personal injury and/or expensive electrical system and/or vehicle/equipment damage or fire.

| MAKE EQUIPMENT TYPE YEAR / MODEL | O.E. BCI NO. | CCA @ ° F | Notes | REPLACEMENT | |
|--|--------------------|-----------------|-------|--------------|--------------|
| | | | | Option 1 | Option 2 |
| HITACHI CONSTRUCTION MACHINERY | | | | | |
| Excavators | | | | | |
| 1989-88 EX400, EX1000, EX1800, EX3500 | 8D | 1150 | {180} | 153-5720 | 101-4000 |
| 1989-86 EX100, EX100WD, EX150 | 4D | 580 | {15} | 153-5710 | 153-5700 |
| 1989-84 EX270, UH123, UH181 | 4D | 1000 | {15} | 153-5710 | — |
| 1989-84 UH083, EX200 | 4D | 670 | {15} | 153-5710 | 153-5700 |
| 1989-75 UH122, UH172, UH20, UH30, UH14, UH171, UH261, UH501, UH801 | 8D | 950 | {15} | 153-5720 | 101-4000 |
| 1985-75 UH07, UH07-3, UH09, UH081, UH082 | 4DLT | 790 | {15} | 153-5710(30) | 153-5700(30) |
| HY-DYNAMIC DIVISION | | | | | |
| Backhoe Loaders | | | | | |
| 1984-68 Series 3 200-4 | 8D | 975 | | 153-5720 | 101-4000 |
| 1984-65 A & C, Series 3, 140, 160, 190, 190-4, 1900 | 30H | 385 | {15} | 8C-3627 | 8C-3601 |
| 1979-64 A, 140 | 3EE | 380 | | 8C-3620 | 250-0488(31) |
| 1969-63 A & C, 120, 130 | 24 | 305 | {147} | 153-5656 | 8C-3600 |
| 1962-60 A & C | 3 | 690 | {173} | 8C-3629 | — |
| Excavators & Hydraulic Cranes | | | | | |
| 1975-66 250 - Waukesha Eng. | 2 | 545 | {15} | 153-5690 | 8C-3629 |
| 1975-66 All except Waukesha engine | 30H | 800 | {15} | 8C-3627 | 127-0826(29) |
| 1973-72 220E | 8D | 975 | | 153-5720 | 101-4000 |
| HYSSTER COMPANY | | | | | |
| COMPACTION AMERICA | | | | | |
| Compactors: Embankment & Pneumatic | | | | | |
| 1999-94 C530A, C530AH | 31T | 900 | | 175-4390 | 115-2422 |
| 1997-93 C560A | NA | 610 | {170} | — | — |
| 1994 C530A | 31T | 900 | | 175-4390 | 115-2422 |
| 1993-75 C530A | 3ET | 425 | {15} | 8C-3620 (27) | — |
| 1987-73 C440-441A, C450-455B | 8D | 900 | {147} | 153-5720 | 101-4000 |
| 1976-69 C550A - Diesel | 8D | 975 | | 153-5720 | 101-4000 |
| 1976-69 C550A - Optional | 3ET | 385 | {15} | 8C-3620 (27) | — |
| 1975-67 C530A | 24 | 335 | | 153-5656 | 8C-3600 |
| Compactors: Vibratory | | | | | |
| 1999-94 C810/812A | 24 | 580 | | 153-5656 | 3T-5857 |
| 1999-92 CB50/852B, C855/857A | 31T | 900 | | 175-4390 | 115-2422 |
| 1999-88 C820/822A, C830/832B, C850/860B | 31T | 900 | | 175-4390 | 115-2422 |
| 1999-87 C748, C754A, C766A, C766B, C766C, C778A, C778B | 31T | 900 | | 175-4390 | 115-2422 |
| 1989-72 C610B, C612B, C615B, C620B, C625B | 3ET | 425 | {15} | 8C-3620 (27) | — |
| 1987-84 C830/832A, C850/860A | 30H | 460 | {15} | 8C-3627 | 8C-3601 |
| 1987-72 C620A, C625A, C617B, C627B, C727A, C747A | 3ET | 425 | {15} | 8C-3620 (27) | — |
| 1987-62 C200B, C210A | 24 | 385 | | 153-5656 | 8C-3600 |
| 1987-62 C200B, C210A - Diesel | 2 | 560 | {15} | 153-5690 | 8C-3629 |
| 1975-68 C250A, C225A, C610A, C615A | 8D | 900 | | 153-5720 | 101-4000 |
| Cranes | | | | | |
| 1979-74 K200, K250, K300, D360, K400 | 8D | 935 | | 153-5720 | 101-4000 |
| Rough Terrain Lift Truck | | | | | |
| 1990-88 Z-60A, Z-70A, Z-90C | 31T | 900 | | 175-4390 | 115-2422 |
| 1990-83 Z-80A, Z-90 A & B | 29NF | 330 | {147} | 250-0487(26) | — |
| 1989-83 P-60A-80A | 3ET | 425 | | 8C-3620 (27) | — |
| 1989-83 P-60A-80A - Diesel | 3EE | 290 | {15} | 8C-3620 | 250-0488(31) |

| MAKE EQUIPMENT TYPE YEAR / MODEL | O.E. BCI NO. | CCA @ ° F | Notes | REPLACEMENT | |
|---|--------------------|-----------------|-------|--------------|--------------|
| | | | | Option 1 | Option 2 |
| HYSSTER COMPANY (Continued) | | | | | |
| Rough Terrain Lift Truck (Continued) | | | | | |
| 1987-83 P-40A-50A | 24 | 335 | | 153-5656 | 8C-3600 |
| 1987-83 P-40A-50A - Diesel | 30H | 460 | | 8C-3627 | 8C-3601 |
| 1984-83 A-66 | 29NF | 330 | {147} | 250-0487(26) | — |
| Steel Propelled Aerial Work Platform | | | | | |
| 1987-79 M-18FW Electric | 16TF | 545 | {15} | — | — |
| 1987-79 T-30, T-40NA | 30H | 370 | | 8C-3627 | 8C-3601 |
| 1987-77 V-24, V-30A, V-36A, V-30B, V-36B | 24 | 385 | | 153-5656 | 8C-3600 |
| 1987-76 T-40, T-60B, T-70B, V-18A, V-18NA Electric, V-24 Electric | GC2 | NA | {180} | 8C-3641 | — |
| Steel Wheel Rollers | | | | | |
| 1997-75 C330B, C340C, 350D | 31T | 900 | | 175-4390 | 115-2422 |
| 1987-82 C330A | 30H | 460 | | 8C-3627 | 8C-3601 |
| 1987-75 C340A, C350B, C340B, C350C - Diesel | 3ET | 385 | {15} | 8C-3620 (27) | — |
| 1987-73 C340A, C350B, C340B, C350C | 24 | 380 | | 153-5656 | 8C-3600 |
| 1985-75 C330A | 24 | 380 | | 153-5656 | 8C-3600 |
| Trailers | | | | | |
| 1989-76 RGH, HFR, CRG, CHF, All power pack equipped | 22NF | 225 | | 250-0487(26) | — |
| 1976-69 RGH, RFH | 3EE | 305 | | 8C-3620 | 250-0488(31) |
| INGERSOLL-RAND CO. | | | | | |
| Portable Air Compressors | | | | | |
| 2005-02 234055 - AS | | 600 | {24} | — | — |
| 2005-02 2340S9GH - AS | | 600 | {24} | — | — |
| 2005-02 2475F11GH | | 600 | {24} | — | — |
| 2005-02 2475F12.5G | | 600 | {24} | — | — |
| 2005-02 2475GF12.5/Alt. | | 600 | {24} | — | — |
| 2005-02 DD2T2 | | 600 | {24} | — | — |
| 2005-02 SS302 - WB | | 600 | {24} | — | — |
| 2005-02 SS303 - AS | | 600 | {24} | — | — |
| 2005-02 SS3F2 - GM | | 600 | {24} | — | — |
| 2005-02 SS3J3 - WB | | 600 | {24} | — | — |
| 2005-02 SS3J5.5GBWB | | 600 | {24} | — | — |
| 2005-02 SS3J5.5GH - AS | | 600 | {24} | — | — |
| 2005-02 SS3J5.5GH - WB | | 600 | {24} | — | — |
| 2005-02 SS3L3 | | 600 | {24} | — | — |
| 2005-02 SS3R2 - GM | | 600 | {24} | — | — |
| 2005-02 SS5L5 | | 600 | {24} | — | — |
| 2005-02 TS7F11.5GKA/Alt. | | 600 | {24} | — | — |
| 2005-02 TS7F12.5G | | 600 | {24} | — | — |
| 2005-02 TS7F12.5G/Alt. | | 600 | {24} | — | — |
| 2005-02 TS7F13GH/Alt. | | 600 | {24} | — | — |
| D-Series | | | | | |
| 1988-76 DXL600H, DXL600HCA, DXL600APCA, DXL600BH, DXL600PP | 4D | 775 | {15} | 153-5710 | 153-5700 |
| 1988-76 DXL750APCA, DXL750BP, DXL850, DXLCA750 | 4D | 775 | {15} | 153-5710 | 153-5700 |
| 1988-70 DXL700ACA, DXL700B, DXL750, DXL750A | 4D | 775 | {15} | 153-5710 | 153-5700 |
| 1988-70 DXL850A, DXL850ACA, DXL850B, 850H, -CA850 | 4D | 775 | {15} | 153-5710 | 153-5700 |
| 1988-70 DXL900, DXL1100H, DXL1200, DXL1400, | 4D | 775 | {15} | 153-5710 | 153-5700 |
| 1988-52 DR-220, DR-250, DR-365, DR-600, DR-900, DXL600A, DXL600AH | 4D | 775 | {147} | 153-5710 | 153-5700 |
| 1987-71 D200, D1750, D2000 | 8D | 990 | {15} | 153-5720 | 101-4000 |

Industrial, Road & Misc. Equipment

INGERSOLL-RAND CO. — INTERNATIONAL HARVESTER



IMPORTANT NOTE: BATTERIES CAN EXPLODE! Always wear safety glasses AND shield eyes when working around batteries. Always check for proper polarity and sufficient terminal clearance BEFORE final installation to avoid dangerous sparks, potential explosion, possible severe personal injury and/or expensive electrical system and/or vehicle/equipment damage or fire.

| MAKE EQUIPMENT TYPE YEAR / MODEL | O.E. BCI NO. | CCA @ ° F | Notes | REPLACEMENT | |
|--|--------------------|-----------------|-------|-------------|--------------|
| | | | | Option 1 | Option 2 |
| INGERSOLL-RAND CO. (Continued) | | | | | |
| D-Series (Continued) | | | | | |
| 1979-70 DXLC850, DXLCA1200 | 8D | 990 | {147} | 153-5720 | 101-4000 |
| 1979-70 DXLCU900, DXLCU1050, DXLCU500 | 4D | 775 | {15} | 153-5710 | 153-5700 |
| 1979-52 D750, DL-600, DL-900, DL-1200, DR-210, DR-315 | 4D | 775 | {147} | 153-5710 | 153-5700 |
| 1977-74 DFF150 | 24 | 315 | | 153-5656 | 8C-3600 |
| 1977-70 DRRF160, DDRD160, DXL175, DXLGM-175 | 2 | 595 | {15} | 153-5690 | 8C-3629 |
| 1977-41 D125, D150, D175, DF125, DF150, D-60 DeLuxe | 2 | 570 | {15} | 153-5690 | 8C-3629 |
| 1975-53 DR-125, DR-150, 105, DRA-105, DRB-125, DRR-160 | 2 | 570 | {147} | 153-5690 | 8C-3629 |
| G-Series | | | | | |
| 1978-71 G105, G125, G150, G150B, G175, GH85, GH160 | 24 | 315 | | 153-5656 | 8C-3600 |
| 1977-58 GIH160, GXL-175, GRA-175, GRB-125, GRR-85, GRR-160 | 24 | 315 | | 153-5656 | 8C-3600 |
| 1977-58 GR-85, GR-125, GR-150, GR-210, GR-250, GR-315, | 24 | 315 | | 153-5656 | 8C-3600 |
| 1975-52 GR600, IKQ-415 | 4D | 775 | | 153-5710 | 153-5700 |
| 1957-52 GR-105, GR-125, GR-210, GR-315 | 2 | 600 | | 153-5690 | 8C-3629 |
| H-, I-Series | | | | | |
| 1988-58 All | 4D | 775 | {147} | 153-5710 | 153-5700 |
| P-Series | | | | | |
| 1988-82 P100AWD, P100BWD, P100CWD, P110AWD, P110BWD, P110CWD | 30H | 630 | | 8C-3627 | 127-0826{29} |
| 1988-81 P125AWD, P125AWJD, P125BWD, P125WJD, | 30H | 630 | | 8C-3627 | 127-0826{29} |
| 1988-81 P130WJD, P130AWJD, P150AWD | 30H | 650 | | 8C-3627 | 127-0826{29} |
| 1988-81 P150AWW, P160AWW, P160AWWU, P160WVU, P160WJDU | 27 | 500 | | 153-5656 | 8C-3601 |
| 1988-81 P175AWW, P175WVU, P175WVU, P175WJDU, P175WW | 27 | 500 | | 153-5656 | 8C-3601 |
| 1988-81 P185ASJD, P185AWJD, P185BSJD, P185BWJD | 30H | 630 | | 8C-3627 | 127-0826{29} |
| 1988-81 P850WGM, P850AWGM, P850BWGM, P900WCU | 4D | 775 | {15} | 153-5710 | 153-5700 |
| 1988-80 P150BWD, P150WVD, P150WJD, P160WJD, P160AWJD | 30H | 630 | | 8C-3627 | 127-0826{29} |
| 1988-78 P100WVU, P100AWW, P100AWWU, P100BWW, P100WF | 27 | 500 | | 153-5656 | 8C-3601 |
| 1988-78 P125AWW, P125BWW, P125WVU, P125WJDU, P125WF, P125WW | 27 | 500 | | 153-5656 | 8C-3601 |

| MAKE EQUIPMENT TYPE YEAR / MODEL | O.E. BCI NO. | CCA @ ° F | Notes | REPLACEMENT | |
|--|--------------------|-----------------|-------|--------------|--------------|
| | | | | Option 1 | Option 2 |
| INGERSOLL-RAND CO. (Continued) | | | | | |
| P-Series (Continued) | | | | | |
| 1988-78 P175ASD, P175AWD, P175BWD, P175WD | 30H | 630 | | 8C-3627 | 127-0826{29} |
| 1988-78 P185AWW, P185WVU | 27 | 500 | | 153-5656 | 8C-3601 |
| 1988-78 P185WJD, P250WVD, P250AWD, P250SGM | 30H | 630 | | 8C-3627 | 127-0826{29} |
| 1988-78 P300SGM, P300WGM, P335SD, P335WD | 30H | 630 | | 8C-3627 | 127-0826{29} |
| 1988-78 P375SD, P375WVD, P425SGM, P325WGM | 4D | 775 | | 153-5710 | 153-5700 |
| 1988-77 P1100WGM, P1100AWGM, P1100BWGM, P1600WVGM | 4D | 775 | {15} | 153-5710 | 153-5700 |
| 1988-77 P700AWGM, P700BWGM, P700CWGM, | 4D | 775 | {15} | 153-5710 | 153-5700 |
| 1987-86 P100WVU, P100WJDU | 27 | 500 | | 153-5656 | 8C-3601 |
| 1987-78 P175AWDU, P175WVU | 27 | 600 | | 153-5656 | 8C-3601 |
| 1987-77 P450SCAT | 27 | 500 | {15} | 153-5656 | 8C-3601 |
| 1982-78 P100WD | 30H | 630 | | 8C-3627 | 127-0826{29} |
| X-Series | | | | | |
| 1988-77 All except XP175WJD | 4D | 775 | {15} | 153-5710 | 153-5700 |
| 1982-78 XP175WJD | 30H | 630 | | 8C-3627 | 127-0826{29} |
| INGRAM MFG. CO. | | | | | |
| Brooms | | | | | |
| 1979-69 X-1, XX-7, XX-23 | 27 | 360 | {15} | 153-5656 | 8C-3601 |
| Rollers: Pneumatic-Tired, Tandem, 3-Wheel Road | | | | | |
| 1990-61 All | 27 | 600 | {147} | 153-5656 | 8C-3601 |
| INSLEY MANUFACTURING | | | | | |
| Excavators & Shovels | | | | | |
| 1985-73 All | 8D | 900 | {147} | 153-5720 | 101-4000 |
| 1973-63 All 12-Volt | 8D | 900 | {147} | 153-5720 | 101-4000 |
| 1973-61 All 6-Volt | 4D | 800 | {147} | 153-5710 | 153-5700 |
| 1961-50 All models | 4 | 815 | {147} | 8C-3633 | — |
| Lift Trucks | | | | | |
| 1971-61 All except 640 7 640D | 24 | 340 | | 153-5656 | 8C-3600 |
| 1971 640D | 3 | 650 | | 8C-3629 | 8C-3617 |
| 1970-68 640 | 2 | 525 | | 153-5690 | 8C-3629 |
| INTERNATIONAL HARVESTER | | | | | |
| Additional equipment listed in the Farm Equipment section. | | | | | |
| Balers | | | | | |
| 1961-52 All models | 1 | 445 | | 8C-3617 | — |
| Crawler Tractors | | | | | |
| 1968-62 T-340A | 22NF | 300 | | 250-0487{26} | — |
| 1968-61 TD-340, TD-340A | 27 | 500 | | 153-5656 | 8C-3601 |
| 1968-59 T-6 62 Series | 24 | 375 | | 153-5656 | 8C-3600 |
| 1968-42 TD-18 thru TD24TC | 4 | 800 | {70} | 8C-3633 | — |
| 1968-41 TD-6 61 & 62 Series, TD-9, TD-9B | 3 | 625 | {147} | 8C-3629 | 8C-3617 |
| 1968-41 TD-6, T-9, TD-15B | 2 | 600 | {147} | 153-5690 | 8C-3629 |
| 1967-62 TD-25B, TD-30 | 8D | 900 | {15} | 153-5720 | 101-4000 |
| 1962-59 T-340 | 1 | 500 | | 8C-3617 | — |
| 1962-59 TD-25 | 7D | 900 | {173} | 8C-3635 | 8C-3633 |
| 1962-41 T-6 61 Series, T-9, T-14, TD-14 thru TD-15 | 4 | 800 | {147} | 8C-3633 | — |

{15} Two batteries required. For best results, replace both. {26} Replacement battery is wider than OE. Hold-down and/or tray replacement may be necessary.
 {29} Battery hold-down may need to be replaced and/or modified. Battery cable replacement may be necessary.
 {30} Replacement battery is wider and taller than OE. Hold-down and/or tray replacement may be necessary.
 {70} Two, Three or Four batteries required. For best results, replace all. {147} 1 Battery - Dual Battery Opt. {160} Some may require spl. 8-volt battery.
 {173} Requires 4 batteries. {176} Requires 1 or 4 batteries. {177} Requires 1, 2 or 3 batteries. {179} Requires 1 to 4 batteries.
 {180} Requires 2 to 8 batteries. {199} Some may require special Ordnance 2H or 6TL.

Industrial, Road & Misc. Equipment INTERNATIONAL HARVESTER — IOWA MANUFACTURING CO.

IMPORTANT NOTE: BATTERIES CAN EXPLODE! Always wear safety glasses AND shield eyes when working around batteries. Always check for proper polarity and sufficient terminal clearance BEFORE final installation to avoid dangerous sparks, potential explosion, possible severe personal injury and/or expensive electrical system and/or vehicle/equipment damage or fire.

| MAKE EQUIPMENT TYPE YEAR / MODEL | O.E. BCI NO. | CCA @ ° F | Notes | REPLACEMENT | |
|--|--------------------|-----------------|-------|-------------|----------|
| | | | | Option 1 | Option 2 |
| INTERNATIONAL HARVESTER (Continued) | | | | | |
| Dump Trucks | | | | | |
| 1967-56 All models | 8D | 900 | {15} | 153-5720 | 101-4000 |
| 1967-56 All models - Optional | 2 | 660 | {173} | 153-5690 | 8C-3629 |
| Harvester Threshers & Cotton Pickers | | | | | |
| 1961-59 Self-propelled models | 24 | 315 | | 153-5656 | 8C-3600 |
| 1961-52 20-C, 101, Self-propelled models | 3 | 690 | | 8C-3629 | — |
| 1961-52 64, 64HT, 76, 140 | 1 | 445 | | 8C-3617 | — |
| Power Units | | | | | |
| 1967-59 UD-817, UDT-817 | 8D | 900 | {15} | 153-5720 | 101-4000 |
| 1967-58 UC-60, UC-135B, UC-153, UC-221, UC-263, UC-301 | 24 | 315 | | 153-5656 | 8C-3600 |
| 1967-57 UR-372, UR-450, UR-501, UV-401, UV-461, UV-549 | 27 | 375 | | 153-5656 | 8C-3601 |
| 1967-56 U-308, UB-220, UB-264 | 24 | 315 | | 153-5656 | 8C-3600 |
| 1967-53 U-372, U-450, U-501 | 27 | 375 | | 153-5656 | 8C-3601 |
| 1967-53 UD Series - Optional | 3 | 690 | {15} | 8C-3629 | — |
| 1967-53 UD-18A, UD-24, UD-691, UD-1091, UDT-1091, UDT-429, UDT-573 | 4 | 840 | {70} | 8C-3633 | — |
| 1966-57 UC-60, UC-135 | 1 | 340 | | 8C-3617 | — |
| 1960-47 U-1, U-2, U-2A, U-4, U-123, U-175, Y-164 | 1 | 445 | | 8C-3617 | — |
| Prime Movers & Self-Propelled Scrapers | | | | | |
| 1965-60 2T-70 | 2 | 660 | {173} | 153-5690 | 8C-3629 |
| 1965-60 All except 2T-70 - 2T-55 & 2T-75 | 8D | 900 | {15} | 153-5720 | 101-4000 |
| 1960-55 2T-55, 2T-75 | 6D | 880 | {15} | 153-5710 | 153-5700 |
| INTERNATIONAL HOUGH DIVISION | | | | | |
| HOUGH DIVISION DRESSER INDUSTRIES, INC. | | | | | |
| Crawler Tractors | | | | | |
| 1984-83 250C | 28 | 500 | {15} | — | — |
| 1984-83 TD-20E | 31T | 700 | {15} | 175-4390 | 175-4370 |
| 1984-83 TD-7E, TD-8E, TD-100E, 125D, 125E | 31T | 700 | | 175-4390 | 175-4370 |
| 1984-80 TD-12, TD-15C, 175C | 24 | 400 | | 153-5656 | 8C-3600 |
| 1984-78 TD-25E | 4D | 500 | {15} | 153-5710 | 153-5700 |
| 1984-75 TD-20E, SB-85 | 8D | 880 | {70} | 153-5720 | 101-4000 |
| 1983-80 240A T.C. & G.D., 250A T.C. & G.D., 260A, 270A | 24 | 525 | {147} | 153-5656 | 8C-3600 |
| 1983-80 TD-40, 240A H.S., 250A H.S., 280A, 4500 Forklift | 31T | 625 | {177} | 175-4390 | 175-4370 |
| 1982-80 TD-7E, TD-8E, TD-100E, 125D, 125E | 24 | 525 | {15} | 153-5656 | 8C-3600 |
| 1982-78 TD-20E | 31T | 500 | {173} | 175-4390 | 175-4370 |
| 1979-75 TD-7E, TD-8E, TD-100E, 125D, 125E | 2 | 645 | {15} | 153-5690 | 8C-3629 |
| 1979-72 TD-12, TD-15C, 175C | 2 | 650 | {15} | 153-5690 | 8C-3629 |
| 1975-70 TD-7C, TD-8C, TD-100C, TD-125C | 4EH | 650 | {15} | 8C-3632 | — |
| 1974-70 TD-20C | 4D | 800 | {15} | 153-5710 | 153-5700 |
| Loaders | | | | | |
| 1984-81 540 | 4D | 1000 | {173} | 153-5710 | — |
| 1984-81 550 | 28 | 470 | {173} | — | — |
| 1984-81 560B | 28 | 500 | {15} | — | — |
| 1984-81 570, 580 | 31T | 625 | {180} | 175-4390 | 175-4370 |

| MAKE EQUIPMENT TYPE YEAR / MODEL | O.E. BCI NO. | CCA @ ° F | Notes | REPLACEMENT | |
|--|--------------------|-----------------|-----------|-------------|--------------|
| | | | | Option 1 | Option 2 |
| INTERNATIONAL HOUGH DIVISION (Continued) | | | | | |
| Loaders (Continued) | | | | | |
| 1984-79 515, 515B, 520B, 530 | 31T | 625 | {15} | 175-4390 | 175-4370 |
| 1984-79 515, 515B, 520B, 530 - Optional | 27 | 590 | {15} | 153-5656 | 8C-3601 |
| 1984-76 510, 510B | 27 | 590 | {15} | 153-5656 | 8C-3601 |
| 1984-76 510, 510B - Optional | 31T | 625 | {15} | 175-4390 | 175-4370 |
| 1980-75 560 | 8D | 900 | {15} | 153-5720 | 101-4000 |
| 1980-69 H-100C - Diesel | 4 | 975 | {173} | 8C-3633 | — |
| 1980-69 H-90E - Diesel | 8D | 900 | {15} | 153-5720 | 101-4000 |
| 1980-67 H-400, H-400C | 8D | 900 | {173} | 153-5720 | 101-4000 |
| 1980-66 H-60, H-60E, H-65, H-65C | 3EH | 830 | {173} | 8C-3632 | — |
| 1980-63 H-25B, H-30B, H-50B, H-50C - Diesel | 30H | 545 | | 8C-3627 | 8C-3601 |
| 1980-62 GM Eng - Optional | 7D | 900 | {15} | 8C-3635 | 8C-3633 |
| 1980-62 H-70C - Diesel | 4D | 790 | {15} | 153-5710 | 153-5700 |
| 1980-62 H-80B | 4D | 790 | {15} | 153-5710 | 153-5700 |
| 1980-58 H-25B, H-30B, H-50B, H-50C | 24 | 370 | | 153-5656 | 8C-3600 |
| 1977-66 H-30B, H-50C - Diesel | 4 | 975 | {147} | 8C-3633 | — |
| 1975-67 HA | 24 | 365 | | 153-5656 | 8C-3600 |
| 1975-67 HA - Diesel | 30H | 570 | | 8C-3627 | 127-0826(29) |
| 1975-67 HA - Diesel, Optional | 24 | 315 | | 153-5656 | 8C-3600 |
| 1975-67 HAH, HAH-E, HAH-F | 24 | 365 | | 153-5656 | 8C-3600 |
| 1975-66 H-120, H-120E | 7D | 880 | {173} | 8C-3635 | 8C-3633 |
| 1975-64 H-90, H-90C, H-100, H-120B, H-120C Series | 7D | 900 | {176} | 8C-3635 | 8C-3633 |
| 1974 303, 403, 815, 915 | 24 | 340 | | 153-5656 | 8C-3600 |
| 1974 403 - Diesel | 2 | 650 | {15} | 153-5690 | 8C-3629 |
| 1967-63 GM, IHC | 4 | 840 | {15} | 8C-3633 | — |
| 1966-60 HAH, HAH-E, HE | 1 | 540 | | 8C-3617 | — |
| 1966-48 HA - Diesel | 4 | 790 | {15} | 8C-3633 | — |
| 1966-47 HA | 1 | 545 | | 8C-3617 | — |
| 1965-61 H-60, H-65B | 24 | 340 | {15} | 153-5656 | 8C-3600 |
| 1965-61 H-60, H-65B - Diesel | 4D | 790 | {15} | 153-5710 | 153-5700 |
| 1965-61 H-60, H-65B - Optional | 7D | 900 | | 8C-3635 | 8C-3633 |
| 1962-58 H-25B, H-30B, H-50B, H-50C - Diesel | 2 | 630 | {15} | 153-5690 | 8C-3629 |
| 1961-58 H-70, H-90 | 4 | 790 | {70} | 8C-3633 | — |
| 1961-49 HMD after S.N. 91275 | 2 | 630 | {173} | 153-5690 | 8C-3629 |
| 1961-49 HMD, HOD, HOG, HR, HRD, H-12 | 4 | 790 | {179} | 8C-3633 | — |
| 1959-55 HADC | 4 | 790 | {15} | 8C-3633 | — |
| Paymovers | | | | | |
| 1962-60 All models | 2 | 630 | {147,199} | 153-5690 | 8C-3629 |
| 1962-60 Optional | 24 | 315 | {199} | 153-5656 | 8C-3600 |
| | 2E | 525 | {199} | 8C-3632(30) | — |
| Scrapers & Skidders | | | | | |
| 1984-81 412, 412B, 431, 433, 442, 444, S-8B, S-10B | 31T | 625 | {15} | 175-4390 | 175-4370 |
| 1980-70 E-200, E-211, E-270, 270, 412, 431, 433, 442, 444 | 2 | 650 | {173} | 153-5690 | 8C-3629 |
| 1969-66 E-200, E-211 | 3 | 650 | {173} | 8C-3629 | 8C-3617 |
| IOWA MANUFACTURING CO. | | | | | |
| After 1967, see CEDARAPIDS, INC | | | | | |
| Asphalt Plants, Material Handling, Rock Crushing, | | | | | |
| 1961-60 800-6A | 4 | 790 | {160} | 8C-3633 | — |
| 1961-58 U-501, UD-817, UDT-817 | 7D | 880 | {160} | 8C-3635 | 8C-3633 |

Industrial, Road & Misc. Equipment

IOWA MANUFACTURING CO. — JOHN DEERE



IMPORTANT NOTE: BATTERIES CAN EXPLODE! Always wear safety glasses AND shield eyes when working around batteries. Always check for proper polarity and sufficient terminal clearance BEFORE final installation to avoid dangerous sparks, potential explosion, possible severe personal injury and/or expensive electrical system and/or vehicle/equipment damage or fire.

| MAKE EQUIPMENT TYPE YEAR / MODEL | O.E. BCI NO. | CCA @ ° F | Notes | REPLACEMENT | |
|---|--------------------|-----------------|-------|--------------|----------|
| | | | | Option 1 | Option 2 |
| IOWA MANUFACTURING CO. (Continued) | | | | | |
| Asphalt Plants, Material Handling, Rock Crushing (Continued) | | | | | |
| 1961-57 U-450, UD-1091, UDT-1091 | 5D | 865 | {160} | 8C-3633 | — |
| 1961-56 Allis-Chalmers | 1 | 550 | {160} | 8C-3617 | — |
| 1961-56 Buda | 7D | 880 | {160} | 8C-3635 | 8C-3633 |
| 1961-56 D-283-4A | 4 | 790 | {160} | 8C-3633 | — |
| 1961-56 D425-6A | 7D | 880 | {160} | 8C-3635 | 8C-3633 |
| 1961-56 GM | 7D | 880 | {160} | 8C-3635 | 8C-3633 |
| 1961-56 LeRoi, Minneapolis-Moline Optional | 1 | 550 | {160} | 8C-3617 | — |
| 1961-56 M-330 | 4 | 790 | {160} | 8C-3633 | — |
| 1961-56 U-123, U-175, U-220, UC-60, UC-221, UC-263, UD-135 - IHC engine | 1 | 550 | {160} | 8C-3617 | — |
| 1961-56 U-308, U-372, U-406 | 4 | 790 | {160} | 8C-3633 | — |
| 1961-56 U318 | 4 | 790 | {160} | 8C-3633 | — |
| 1961-56 UD-14A, UD-281, UD-350 | 2 | 630 | {160} | 153-5690 | 8C-3629 |
| 1961-52 Cat, Continental B-427 | 5D | 880 | {160} | 8C-3633 | — |
| 1961-52 HD-260, HD-277, PR-501, R-602 - Cummins Diesel | 7D | 880 | {160} | 8C-3635 | 8C-3633 |
| 1961-52 Murphy Eng. | 4 | 790 | {160} | 8C-3633 | — |
| 1961-52 UD-18A, UD-236, UD-282, UD-370, UD-525, UD-554, UD-691 | 4 | 790 | {160} | 8C-3633 | — |
| 1961 D-326F, D-337F, D-342C | 7D | 900 | {160} | 8C-3635 | 8C-3633 |
| 1961 F-124, F-162, F-226, Y-91 | 1 | 600 | {160} | 8C-3617 | — |
| 1961 F-162, F-226, F-244, GD-157, M-271, Y-91 | 4 | 790 | {160} | 8C-3633 | — |
| 1960-57 800-6A | 2 | 630 | {160} | 153-5690 | 8C-3629 |
| 1960-56 F-244, M-271, R-602 | 2 | 630 | {160} | 153-5690 | 8C-3629 |
| 1960-56 U-264, U-264-6, U-281 | 2 | 630 | {160} | 153-5690 | 8C-3629 |
| 1960-52 Case D.E. | 1 | 550 | {160} | 8C-3617 | — |
| 1960-52 S.E. | 2 | 630 | {160} | 153-5690 | 8C-3629 |
| JOHN DEERE | | | | | |
| Additional equipment is listed in the Farm Equipment and Lawn & Garden sections. | | | | | |
| 4 WD Loader | | | | | |
| 2004-02 600C LC | 4D | 1400 | | 153-5710 | — |
| 4WD Log Loaders | | | | | |
| 2004-02 TC 54H, 62H | 31T | 950 | {15} | 175-4390 | 115-2422 |
| AMTs | | | | | |
| 1987-58 600, 622, 626 | U1 | 300 | | — | — |
| Alternators | | | | | |
| 1987-58 3200, 4000, 5000 | 22NF | 335 | | 250-0487(26) | — |
| 1987-58 65 | U1 | 300 | | — | — |
| Articulated | | | | | |
| 2004-02 35C ZTS | 24 | 625 | | 153-5656 | 3T-5857 |
| Articulated Trucks | | | | | |
| 2010-07 250 D | 31T | 925 | {15} | 175-4390 | 115-2422 |
| 2010-07 300 D | 31T | 925 | {15} | 175-4390 | 115-2422 |
| 2010-07 350 D | 31T | 925 | {15} | 175-4390 | 115-2422 |
| 2010-07 400 D | 31T | 925 | {15} | 175-4390 | 115-2422 |
| 2004-03 250 D | 31T | 750 | | 175-4390 | 175-4370 |
| 2004-03 35C ZTS | 24 | 625 | | 153-5656 | 3T-5857 |

| MAKE EQUIPMENT TYPE YEAR / MODEL | O.E. BCI NO. | CCA @ ° F | Notes | REPLACEMENT | |
|---|--------------------|-----------------|-------|--------------|--------------|
| | | | | Option 1 | Option 2 |
| JOHN DEERE (Continued) | | | | | |
| Backhoe Loaders | | | | | |
| 2010-08 310 J | 31T | 925 | {15} | 175-4390 | 115-2422 |
| 2010-07 310 SJ | 31T | 925 | | 175-4390 | 115-2422 |
| 2010-07 410 J | 31T | 925 | {15} | 175-4390 | 115-2422 |
| 2010-07 710 J | 31T | 925 | | 175-4390 | 115-2422 |
| 2010-02 110 TLB | 27F | 650 | | 8C-3602 | 3T-5858 |
| 2007 444J 4WD Loader Optional | 31T | 925 | {15} | 175-4390 | 115-2422 |
| 2004-03 210 LE | 31T | 950 | {15} | 175-4390 | 115-2422 |
| 2004-03 304 H, 324 H, 344 H | 49 | 850 | {15} | 307-0751(32) | — |
| 2004-03 410 G, 310 G, 310 SG, | 31T | 925 | | 175-4390 | 115-2422 |
| 2004-03 444 J, 544 J, 624 J, 644 J | 30H | 950 | {15} | 8C-3627 | 127-0824(29) |
| 2004-02 300 D | 31T | 750 | | 175-4390 | 175-4370 |
| 2004-02 310, 315 SG, 410, 710 G | 31T | 925 | | 175-4390 | 115-2422 |
| 1999-96 410D, 510D, 710D | 31T | 625 | {147} | 175-4390 | 175-4370 |
| 1999-83 410B, 410C, 510B, 510C, 610B, 610C, 710B, 710C | 30H | 625 | {147} | 8C-3627 | 127-0826(29) |
| 1999-83 415B, 515B | 31T | 750 | {147} | 175-4390 | 175-4370 |
| 1999-83 500A (after 1968), 500B - Diesel | 3EH | 850 | {15} | 8C-3632 | — |
| 1999-83 500A (before 1968) Diesel | 3ET | 460 | {147} | — | — |
| 1999-83 500A, 500B - Gas | 3ET | 460 | {147} | — | — |
| 1999-66 210C - Optional | 30H | 570 | {147} | 8C-3627 | 127-0826(29) |
| 1999-66 210C, 300, 300B | 24 | 385 | | 153-5656 | 8C-3600 |
| 1999-66 300D, 310D, 315D, 410D, 510D | 31T | 625 | {147} | 175-4390 | 175-4370 |
| 1998-73 302, 302A, 310C, 401B, 401C | 24 | 420 | {15} | 153-5656 | 8C-3600 |
| 1998-73 302, 302A, 310C, 401B, 401C - Optional | 30H | 625 | {147} | 8C-3627 | 127-0826(29) |
| 1998-73 315C, 315D, 315CH | 30H | 625 | {147} | 8C-3627 | 127-0826(29) |
| 1998-73 315C, 315D, 315CH - Optional | 24 | 550 | | 153-5656 | 8C-3600 |
| 1984-71 301A, 310A, 310B, 310 | 3EH | 850 | {147} | 8C-3632 | — |
| 1984-71 310 - Optional | 30H | 625 | | 8C-3627 | 127-0826(29) |
| 1983-70 410 - Optional | 3ET | 425 | | 8C-3620(27) | — |
| 1983-70 410, 500C, 510 | 3EH | 830 | {15} | 8C-3632 | — |
| 1973-71 301, 401, 401A | 24 | 525 | {147} | 153-5656 | 8C-3600 |
| Compact Track Loader | | | | | |
| 2010-07 CT322, CT332 | 31T | 925 | | 175-4390 | 115-2422 |
| Corn Heads | | | | | |
| 2004-03 90 Series (27 - 40hp) | 22NF | 500 | | 250-0487(26) | — |
| Cotton Strippers | | | | | |
| 2005-03 7460 | 31T | 950 | | 175-4390 | 115-2422 |
| Crawler Dozer | | | | | |
| 2010-07 700 J | 31T | 950 | {15} | 175-4390 | 115-2422 |
| 2010-07 750J Series | 31T | 950 | {15} | 175-4390 | 115-2422 |
| 2004-02 450, 550, 650 J | 31T | 950 | {15} | 175-4390 | 115-2422 |
| 2004-02 655C S2 | 4D | 900 | | 153-5710 | 153-5700 |
| 2004-02 700 H | 31T | 950 | {15} | 175-4390 | 115-2422 |
| 2004-02 750C S2 | 31T | 950 | {15} | 175-4390 | 115-2422 |
| 2004-02 755C S2 | 4DLT | 1000 | | 153-5710(30) | 153-5700(30) |
| 2004-02 850C S2 | 31T | 925 | {15} | 175-4390 | 115-2422 |
| 2004-02 950C | 4DLT | 1000 | | 153-5710(30) | 153-5700(30) |

{15} Two batteries required. For best results, replace both. {26} Replacement battery is wider than OE. Hold-down and/or tray replacement may be necessary.
 {27} Check OE CCA requirements. Replacement CCA may not be sufficient.
 {29} Battery hold-down may need to be replaced and/or modified. Battery cable replacement may be necessary.
 {30} Replacement battery is wider and taller than OE. Hold-down and/or tray replacement may be necessary.
 {32} Replacement battery is longer than OE. Hold-down and/or tray replacement may be necessary.
 {49} Best fit estimate. Match to original battery to assure proper fit and polarity. {147} 1 Battery - Dual Battery Opt.
 {160} Some may require spl. 8-volt battery. {173} Requires 4 batteries. {177} Requires 1, 2 or 3 batteries.

Industrial Equipment

Industrial, Road & Misc. Equipment JOHN DEERE

IMPORTANT NOTE: BATTERIES CAN EXPLODE! Always wear safety glasses AND shield eyes when working around batteries. Always check for proper polarity and sufficient terminal clearance BEFORE final installation to avoid dangerous sparks, potential explosion, possible severe personal injury and/or expensive electrical system and/or vehicle/equipment damage or fire.

| MAKE EQUIPMENT TYPE YEAR / MODEL | O.E. BCI NO. | CCA @ ° F | Notes | REPLACEMENT | |
|---|--------------------|-----------------|-------|--------------|--------------|
| | | | | Option 1 | Option 2 |
| JOHN DEERE (Continued) | | | | | |
| Crawler Dozers (Continued) | | | | | |
| 2010-07 850J Series | 31T | 925 | {15} | 175-4390 | 115-2422 |
| 2008-07 650 J | 31T | 950 | {15} | 175-4390 | 115-2422 |
| Crawler Excavators | | | | | |
| 2010-07 350D LC | 4D | 1400 | | 153-5710 | — |
| Dozer Waste Equipment | | | | | |
| 2004-02 1050C | 4DLT | 1000 | {27} | 153-5710(30) | 153-5700(30) |
| Excavators | | | | | |
| 2010-09 200D LC | 4D | 1400 | | 153-5710 | — |
| 2010-08 120D | 31T | 750 | | 175-4390 | 175-4370 |
| 2010-07 240D LC Series | 4D | 1400 | {15} | 153-5710 | — |
| 2010-07 270D LC | 4D | 1400 | | 153-5710 | — |
| 2010-02 200C LC | 4D | 1400 | | 153-5710 | — |
| 2007-02 120C, 350 D | 31T | 750 | | 175-4390 | 175-4370 |
| 2004-02 160C LC | 34 | 750 | | 127-0826 | — |
| 2004-02 17ZTS | 51 | 435 | | 250-0488(26) | — |
| 2004-02 225C RTS | 4D | 1400 | | 153-5710 | — |
| 2004-02 230C LC | 4D | 1400 | | 153-5710 | — |
| 2004-02 270CLC | 4D | 1400 | | 153-5710 | — |
| 2004-02 27C ZTS | 24 | 625 | | 153-5656 | 3T-5857 |
| 2004-02 330C LC | 4D | 1400 | | 153-5710 | — |
| 2004-02 350 D | 31T | 750 | | 175-4390 | 175-4370 |
| 2004-02 370C | 4D | 1400 | | 153-5710 | — |
| 2004-02 450C LC | 4D | 1400 | | 153-5710 | — |
| 2004-02 50C ZTS | 24 | 625 | | 153-5656 | 3T-5857 |
| 2004-02 800C | 4D | 1400 | {15} | 153-5710 | — |
| 2004-02 80C | 24 | 625 | | 153-5656 | 3T-5857 |
| 2004-02 824 J | 31T | 950 | {15} | 175-4390 | 115-2422 |
| 2003 50C ZTS, 80C | 24 | 625 | | 153-5656 | 3T-5857 |
| 1999-86 30, 50, 70, 70D, 290D | 24 | 530 | {147} | 153-5656 | 8C-3600 |
| 1999-84 790, 790D, 790E, 792 | 4D | 900 | {15} | 153-5710 | 153-5700 |
| 1999-84 890 | 30H | 625 | {15} | 8C-3627 | 127-0826(29) |
| 1999-84 890 - Optional | 4D | 1100 | {15} | 153-5710 | — |
| 1999-84 892D-LC, 992D-LC | 4D | 1100 | {15} | 153-5710 | — |
| 1999-81 690/690 (after 001671) | 4 | 975 | {15} | 8C-3633 | — |
| 1999-81 690/690A | 3EH | 850 | {15} | 8C-3632 | — |
| 1999-81 690C, 890A, 990 | 31T | 625 | {70} | 175-4390 | 175-4370 |
| 1999-81 690E - Optional | 4D | 1100 | {15} | 153-5710 | — |
| 1999-81 690E, 690D/DR (160 min. RC) | 31T | 625 | {15} | 175-4390 | 175-4370 |
| 1999-78 490, 495, 590, 595, 890 | 30H | 550 | {15} | 8C-3627 | 8C-3601 |
| 1999-78 490D, 490E, 495D, 590D, 595D | 30H | 625 | {15} | 8C-3627 | 127-0826(29) |
| 1999-78 690CR, 690D | 31T | 750 | {15} | 175-4390 | 175-4370 |
| 1999-78 690D | 31T | 950 | | 175-4390 | 115-2422 |
| 1999-78 690D (Heavy Duty) | 4D | 1100 | {15} | 153-5710 | — |
| 1990-64 500, 500A, 500B, 600 | 3ET | 450 | {147} | — | — |
| 1984-69 690, 690B | 4EH | 975 | {15} | — | — |
| 1977-59 15 | U1 | 300 | | — | — |
| 1977-59 25 | 24 | 530 | | 153-5656 | 8C-3600 |
| Feller Bunchers | | | | | |
| 2010-08 753J Tracked, 759J Tracked | 31T | 950 | {15} | 175-4390 | 115-2422 |
| 2010-07 853J Tracked | 4D | 1000 | {15} | 153-5710 | — |
| 2010-07 903J Tracked | 4D | 1000 | {15} | 153-5710 | — |
| 2010-07 909J Tracked | 4D | 1400 | {15} | 153-5710 | — |
| 2010-07 953J Tracked | 4D | 1000 | {15} | 153-5710 | — |
| 2010-07 959J Tracked | 4D | 1400 | {15} | 153-5710 | — |
| 2008-07 843J | 31T | 950 | {15} | 175-4390 | 115-2422 |

| MAKE EQUIPMENT TYPE YEAR / MODEL | O.E. BCI NO. | CCA @ ° F | Notes | REPLACEMENT | |
|--|--------------------|-----------------|-------|--------------|--------------|
| | | | | Option 1 | Option 2 |
| JOHN DEERE (Continued) | | | | | |
| Feller Bunchers Track | | | | | |
| 2004-02 643 H | 31T | 950 | {15} | 175-4390 | 115-2422 |
| 2004-02 653, 753 G | 31T | 950 | {15} | 175-4390 | 115-2422 |
| 2004-02 753 GL | 31T | 950 | {15} | 175-4390 | 115-2422 |
| 2004-02 843 H | 31T | 950 | {15} | 175-4390 | 115-2422 |
| 2004-02 853, 953 G | 4D | 1400 | {15} | 153-5710 | — |
| Forklift | | | | | |
| 1990-86 482C | 30H | 625 | {147} | 8C-3627 | 127-0826(29) |
| 1986-72 380, 380B, 480, 480B, 480C | 24 | 420 | {147} | 153-5656 | 8C-3600 |
| Forwarders | | | | | |
| 2004-02 1010D, 1410D | 31T | 950 | {15} | 175-4390 | 115-2422 |
| Graders | | | | | |
| 2005 670C S2 | 31T | 750 | {15} | 175-4390 | 175-4370 |
| 2004-03 670CH S2, 672CH S2, 770C S2, 770CH S2, 772CH S2 | 4D | 1400 | {15} | 153-5710 | — |
| 1999-75 670, 670-A, 670-B, 672A, 672-B, 770, 770A, 770-B, 772A, 772-B, 770B/BH, 772B/BH | 30H | 625 | {15} | 8C-3627 | 127-0826(29) |
| 1999-75 770A, 770B, 772A, 772B - Optional | 4D | 800 | {15} | 153-5710 | 153-5700 |
| 1999-71 570, 570A | 3EH | 850 | {15} | 8C-3632 | — |
| 1999-71 570B | 31T | 625 | {15} | 175-4390 | 175-4370 |
| Grapple Skid | | | | | |
| 2004-02 1000, 548G - 3, 648G - 3, 748G - 3 | 31T | 925 | | 175-4390 | 115-2422 |
| 2004-02 848G | 31T | 925 | {15} | 175-4390 | 115-2422 |
| Hy-Cycle (Sprayer) | | | | | |
| 2004-03 4710 (800 gal) | 27 | 650 | | 153-5656 | 8C-3601 |
| 2004-03 6700 (410 or 420 gal) | 31T | 750 | {15} | 175-4390 | 175-4370 |
| Knuckleboom Loader | | | | | |
| 2005 335, 435, 535 | 31T | 950 | | 175-4390 | 115-2422 |
| Loaders | | | | | |
| 2007-02 444 J | 30H | 625 | {15} | 8C-3627 | 127-0826(29) |
| 2007 544 J - 4VD | 30H | 625 | {15} | 8C-3627 | 127-0826(29) |
| 2007 544 J, 624 J, 644 J - Optional, 4VD | 31T | 925 | {15} | 175-4390 | 115-2422 |
| 2004-03 600C LC | 4D | 1400 | {27} | 153-5710 | — |
| 2004-02 210 LE | 31T | 950 | {15} | 175-4390 | 115-2422 |
| 2004-02 304,324, 344 H | 49 | 850 | {15} | 307-0751(32) | — |
| 2004-02 400 D | 31T | 750 | | 175-4390 | 175-4370 |
| 2004-02 544, 624, 644 J | 30H | 950 | {15} | 8C-3627 | 127-0824(29) |
| 2002 420H | 30H | 625 | {49} | 8C-3627 | 127-0826(29) |
| 1999-90 444E, 544E | 31T | 625 | {147} | 175-4390 | 175-4370 |
| 1999-90 644E | 31T | 950 | {147} | 175-4390 | 115-2422 |
| 1999-79 444C, 444CH, 444D, 544C, 544, 544D, 644C, 644D, 844 | 31T | 750 | {177} | 175-4390 | 175-4370 |
| 1999-79 844 | 31T | 750 | {173} | 175-4390 | 175-4370 |
| 1980-74 444, 544B | 4D | 975 | {15} | 153-5710 | 153-5700 |
| 1980-74 644B | 4D | 800 | {15} | 153-5710 | 153-5700 |
| 1973-70 544A, 644A | 30H | 545 | {147} | 8C-3627 | 8C-3601 |
| 244E | 26 | 450 | | 8C-3600 | 250-0489(32) |
| 344E | 31T | 625 | | 175-4390 | 175-4370 |
| 624E, 644 | 31T | 750 | {147} | 175-4390 | 175-4370 |
| 744E | 8D | 1000 | | 153-5720 | 101-4000 |
| 84 | 24 | 530 | {15} | 153-5656 | 8C-3600 |
| LX100, LX120, LXD100, LXD120 | 31T | 625 | {15} | 175-4390 | 175-4370 |
| LX150 | 31T | 950 | {15} | 175-4390 | 115-2422 |

Industrial, Road & Misc. Equipment

JOHN DEERE



IMPORTANT NOTE: BATTERIES CAN EXPLODE! Always wear safety glasses AND shield eyes when working around batteries. Always check for proper polarity and sufficient terminal clearance BEFORE final installation to avoid dangerous sparks, potential explosion, possible severe personal injury and/or expensive electrical system and/or vehicle/equipment damage or fire.

| MAKE EQUIPMENT TYPE YEAR / MODEL | O.E. BCI NO. | CCA @ ° F | Notes | REPLACEMENT | |
|--|--------------------|-----------------|-------|-------------|--------------|
| | | | | Option 1 | Option 2 |
| JOHN DEERE (Continued) | | | | | |
| Log Loaders | | | | | |
| 2004-03 TC 54H, TC 62H | 31T | 950 | {15} | 175-4390 | 115-2422 |
| Log Loaders Self Propelled | | | | | |
| 2010-07 335C Knuckleboom, 437C Knuckleboom | 31T | 925 | {15} | 175-4390 | 115-2422 |
| Log Loaders Trailer Mounted | | | | | |
| 2010-08 3754D Swing Machine | 4D | 1400 | {15} | 153-5710 | — |
| Logger Excavator | | | | | |
| 2008-08 2054, 2554, 3554 | 4D | 1400 | {15} | 153-5710 | — |
| 2008-07 2554 Swing Machine, 3554 Swing Machine | 4D | 1400 | {15} | 153-5710 | — |
| Motor Graders | | | | | |
| 2005 670C S2 | 31T | 750 | {15} | 175-4390 | 175-4370 |
| 2004-02 670CH, 672CH S2 | 4D | 1400 | {15} | 153-5710 | — |
| 2004-02 770C, 770CH, 772CH S2 | 4D | 1400 | {15} | 153-5710 | — |
| Rotary Platform | | | | | |
| 2005 995 | 24 | 550 | {15} | 153-5656 | 8C-3600 |
| Scrapers | | | | | |
| 1999-75 762, 762B | 30H | 550 | {15} | 8C-3627 | 8C-3601 |
| 1998-86 862B | 30H | 625 | {15} | 8C-3627 | 127-0826{29} |
| 1990-86 862 (after 705470) | 30H | 545 | {15} | 8C-3627 | 8C-3601 |
| 1986-80 762A, 862 | 31T | 625 | {15} | 175-4390 | 175-4370 |
| 1986-80 860 | 4D | 900 | {15} | 153-5710 | 153-5700 |
| 1980-73 860A, 860B | 4D | 800 | {15} | 153-5710 | 153-5700 |
| 1979-77 860B | 30H | 545 | {15} | 8C-3627 | 8C-3601 |
| 1979-77 862 (before 705470) | 31T | 750 | {15} | 175-4390 | 175-4370 |
| 1976-69 760A | 7D | 870 | {15} | 8C-3635 | 8C-3633 |
| 760 | 1 | 625 | {173} | 8C-3617 | — |
| Self Propelled Sprayers | | | | | |
| 2004 6700 (410 or 420 gal) | 31T | 750 | {15} | 175-4390 | 175-4370 |
| Self-Propelled & Pull Type Combines | | | | | |
| 1965-60 All pull type models, 40, 45 - Gas, LPG | 24 | 315 | | 153-5656 | 8C-3600 |
| 1965-50 105 | 30H | 475 | {15} | 8C-3627 | 8C-3601 |
| 1965-50 55, 95, 95H - Gas, LPG | 1 | 525 | {147} | 8C-3617 | — |
| 1965-50 All pull type models, 40, 45 - Gas, LPG | 1 | 525 | {147} | 8C-3617 | — |
| Self-Propelled Windrowers | | | | | |
| 1966-62 215 | 24 | 315 | | 153-5656 | 8C-3600 |
| 1966-60 VH4 | 1 | 525 | | 8C-3617 | — |
| Skid Steer | | | | | |
| 2010-07 313, 315, 317, 320, 325, 328, 332 | 31T | 925 | | 175-4390 | 115-2422 |
| 2004-02 317, 320 | 31T | 750 | | 175-4390 | 175-4370 |
| 2004-02 325, 328, 332 | 31T | 925 | | 175-4390 | 115-2422 |
| 2004-02 SST 15, SST 16, SST 18, SX 85 | U1 | 300 | | — | — |
| 2004-02 Standard Series | 12 | 342 | | — | — |
| 1984-80 60 | 22F | 420 | | 3T-5859 | 250-0489 |
| 1984-78 125 - Diesel | 31T | 625 | | 175-4390 | 175-4370 |
| 1984-78 375 | 70 | 425 | | 7X-6100{32} | 250-0489{32} |
| 1984-78 570, 575, 6785 | 3ET | 460 | | — | — |
| 1984-78 675B | 31T | 950 | | 175-4390 | 115-2422 |
| 1984-78 Diesel | 31T | 625 | | 175-4390 | 175-4370 |
| 1984-72 70, 90, 125 | 24 | 500 | | 153-5656 | 8C-3600 |
| 1980-77 60 | U1 | 180 | | 8C-3636 | — |

| MAKE EQUIPMENT TYPE YEAR / MODEL | O.E. BCI NO. | CCA @ ° F | Notes | REPLACEMENT | |
|---|--------------------|-----------------|-------|--------------|--------------|
| | | | | Option 1 | Option 2 |
| JOHN DEERE (Continued) | | | | | |
| Skid Steer (Continued) | | | | | |
| 1978-71 JD-14, JD-24, JD-24A | 24 | 500 | | 153-5656 | 8C-3600 |
| 1978-71 JD-14, JD-24, JD-24A - Diesel | 30H | 545 | | 8C-3627 | 8C-3601 |
| 1977-76 125 - Diesel | 30H | 545 | | 8C-3627 | 8C-3601 |
| 1975-72 170 | 24 | 500 | | 153-5656 | 8C-3600 |
| Skidders | | | | | |
| 2010-07 548G-III Grapple, 648H Grapple | 31T | 925 | {15} | 175-4390 | 115-2422 |
| 2010-07 748H Grapple | 31T | 925 | {15} | 175-4390 | 115-2422 |
| 2010-07 848H Grapple | 31T | 925 | {15} | 175-4390 | 115-2422 |
| 2007 648G-III Grapple | 31T | 925 | {15} | 175-4390 | 115-2422 |
| 2007 748G-III Grapple | 31T | 925 | {15} | 175-4390 | 115-2422 |
| 1999-83 340D | 31T | 750 | {15} | 175-4390 | 175-4370 |
| 1999-75 440C, 440D, 448D, 540B, 640, 640D, 648D | 31T | 625 | {15} | 175-4390 | 175-4370 |
| 1998-84 540D, 548D | 30H | 625 | | 8C-3627 | 127-0826{29} |
| 1990-69 540, 540A, 740, 740A, 740D | 30H | 570 | {147} | 8C-3627 | 127-0826{29} |
| 1990-69 540, 540A, 740, 740A, 740D - Optional | 31T | 625 | {15} | 175-4390 | 175-4370 |
| 1990-69 540E, 548E, 640E, 740E, 748E | 31T | 950 | {147} | 175-4390 | 115-2422 |
| 1977-69 440, 440A, 440B | 24 | 370 | {15} | 153-5656 | 8C-3600 |
| 1977-69 440B (Power Shift) | 30H | 625 | {15} | 8C-3627 | 127-0826{29} |
| Skidders Cable | | | | | |
| 2010-07 540G-III, 640 H | 31T | 925 | {15} | 175-4390 | 115-2422 |
| 2005 540G - 3 | 31T | 950 | | 175-4390 | 115-2422 |
| 2004-02 640G - 3 | 31T | 925 | | 175-4390 | 115-2422 |
| Tractor, Wheel | | | | | |
| 2004-03 2210 | 51 | 435 | | 250-0488{26} | — |
| 2004-03 4010 Series (18 - 48hp) | 51 | 435 | | 250-0488{26} | — |
| 2004-03 4010, 4110 - 4WD | 51 | 435 | | 250-0488{26} | — |
| 2004-03 4020 (43 - 58hp) | 3ET | 620 | {27} | — | — |
| 2004-03 4115, 4210, 4310, 4410 | 22NF | 500 | {27} | 250-0487{26} | — |
| 1986-82 500, 500A, 500B, 600 | 3ET | 460 | | — | — |
| 1986-82 500A (after 1969), 500B, 600 - Diesel | 3EH | 850 | {15} | 8C-3632 | — |
| 1986-82 700, 700A (before 025158) | 1 | 625 | {173} | 8C-3617 | — |
| 1986-82 700A (after 025159) | 7D | 975 | {15} | 8C-3635 | 8C-3633 |
| 1986-82 All 300, 301, 400, 401, 401A, 401C, 401D | 24 | 550 | {147} | 153-5656 | 8C-3600 |
| Tractors, Compact Utility | | | | | |
| 2004-03 4120 | 27 | 650 | | 153-5656 | 8C-3601 |
| 2004-03 4320, 4520 | 3EH | 850 | {15} | 8C-3632 | — |
| 2004-03 4510, 4610 | 48 | 690 | | 307-0751 | — |
| 2004-03 4720 | 34 | 770 | | 127-0826 | — |
| 2004-03 5103, 5203, 5303 | 31T | 750 | | 175-4390 | 175-4370 |
| 2004-03 5105 | 31T | 700 | | 175-4390 | 175-4370 |
| 2004-03 5205, 5220, 5320, 5420, 5520 | 31T | 925 | | 175-4390 | 115-2422 |
| 2004-03 790 | 22NF | 500 | | 250-0487{26} | — |
| 2004-03 990 | 27F | 650 | | 8C-3602 | 3T-5858 |
| 1964-60 650, 750, 770 | 24 | 420 | | 153-5656 | 8C-3600 |
| 1964-60 655, 755, 855 | 22F | 425 | | 3T-5859 | 250-0489 |

{15} Two batteries required. For best results, replace both. {26} Replacement battery is wider than OE. Hold-down and/or tray replacement may be necessary.

{27} Check OE CCA requirements. Replacement CCA may not be sufficient.

{29} Battery hold-down may need to be replaced and/or modified. Battery cable replacement may be necessary.

{30} Replacement battery is wider and taller than OE. Hold-down and/or tray replacement may be necessary.

{32} Replacement battery is longer than OE. Hold-down and/or tray replacement may be necessary.

{70} Two, Three or Four batteries required. For best results, replace all. {147} 1 Battery - Dual Battery Opt. {173} Requires 4 batteries.

Industrial, Road & Misc. Equipment JOHN DEERE — KAWASAKI LOADERS, INC.

IMPORTANT NOTE: BATTERIES CAN EXPLODE! Always wear safety glasses AND shield eyes when working around batteries. Always check for proper polarity and sufficient terminal clearance BEFORE final installation to avoid dangerous sparks, potential explosion, possible severe personal injury and/or expensive electrical system and/or vehicle/equipment damage or fire.

| MAKE EQUIPMENT TYPE YEAR / MODEL | O.E. BCI NO. | CCA @ ° F | Notes | REPLACEMENT | |
|--|--------------------|-----------------|-------|--------------|--------------|
| | | | | Option 1 | Option 2 |
| JOHN DEERE (Continued) | | | | | |
| Tractors, Compact Utility (Continued) | | | | | |
| 1964-60 670, 855, 955 | 45 | 460 | | 250-0488(26) | — |
| 1964-60 850, 900HC, 950, 970, 1050 | 30H | 525 | | 8C-3627 | 8C-3601 |
| 1964-60 970, 1070 | 30H | 625 | | 8C-3627 | 127-0826(29) |
| Tractors: 2-Wheel Industrial & Wheel Loaders | | | | | |
| 1986-82 310B - Optional | 30H | 545 | | 8C-3627 | 8C-3601 |
| 1986-82 310B, 500 | 3EH | 830 | {15} | 8C-3632 | — |
| 1985-66 300, 301A, 302, 401B, 401D | 24 | 370 | {147} | 153-5656 | 8C-3600 |
| Tractors: Crawlers | | | | | |
| 2010-03 450 J | 31T | 950 | {15} | 175-4390 | 115-2422 |
| 2010-03 550 J, 650 J, 700 H, 750C S2 | 31T | 950 | {15} | 175-4390 | 115-2422 |
| 2004-03 655C S2 | 4D | 900 | | 153-5710 | 153-5700 |
| 2004-03 755C S2, 950C | 4DLT | 1000 | {27} | 153-5710(30) | 153-5700(30) |
| 2004-03 850C S2 | 31T | 925 | {15} | 175-4390 | 115-2422 |
| 1999-85 655B, 755B | 31T | 625 | {147} | 175-4390 | 175-4370 |
| 1999-85 655B, 755B - Optional | 31T | 950 | {15} | 175-4390 | 115-2422 |
| 1999-76 655B, 750 - Optional | 4D | 800 | {15} | 153-5710 | 153-5700 |
| 1999-76 655B, 750, 750B, 750BLGP, 755, 755A, 755B | 30H | 550 | {15} | 8C-3627 | 8C-3601 |
| 1999-75 450E, 450ELT, 455E, 550, 550B, 555B, 655 | 30H | 550 | {147} | 8C-3627 | 8C-3601 |
| 1999-75 450G, 455G, 550G, 555G, 625G | 31T | 625 | {147} | 175-4390 | 175-4370 |
| 1999-65 350, 350B, 350C, 350D, 355D (JD Series), 400G | 30H | 625 | {147} | 8C-3627 | 127-0826(29) |
| 1998-85 750B, 750BLGP, 755B | 30H | 625 | {15} | 8C-3627 | 127-0826(29) |
| 1998-85 750B, 750BLGP, 755B - Optional | 4D | 900 | {15} | 153-5710 | 153-5700 |
| 1998-78 850, 850B, 855, 750LGP, 850LGP, 850B, 850BLGP, 855B | 30H | 625 | {15} | 8C-3627 | 127-0826(29) |
| 1998-78 850, 850B, 855, 750LGP, 850LGP, 850B, 850BLGP, 855B - Optional | 4D | 800 | {15} | 153-5710 | 153-5700 |
| 1985-65 450, 450B, 450C, 450D, 455D, 550A, 555, 555A | 30H | 550 | {147} | 8C-3627 | 8C-3601 |
| 1964-60 1010, 2010 | 24 | 500 | | 153-5656 | 8C-3600 |
| Tree Harvester, Feller-Buncher | | | | | |
| 2008-07 643 J | 31T | 950 | {15} | 175-4390 | 115-2422 |
| 2004-03 643 H, 653 G, 753 G, 753 GL, 843 H | 31T | 950 | {15} | 175-4390 | 115-2422 |
| 2004-03 853 G, 953 G | 4D | 1400 | {15} | 153-5710 | — |
| 1999-90 693D | 31T | 625 | {147} | 175-4390 | 175-4370 |
| 1999-85 693C | 31T | 750 | {147} | 175-4390 | 175-4370 |
| 1984-77 693B | 4 | 975 | {15} | 8C-3633 | — |
| 1984-77 743, 743A, 743-TH, 743-FB | 30H | 625 | {15} | 8C-3627 | 127-0826(29) |
| 493D | 30H | 625 | {15} | 8C-3627 | 127-0826(29) |
| 643, 653E | 31T | 950 | {147} | 175-4390 | 115-2422 |
| 643D | 31T | 625 | {147} | 175-4390 | 175-4370 |
| Tree Harvesters | | | | | |
| 2010-08 753JH, 759JH | 31T | 950 | {15} | 175-4390 | 115-2422 |
| 2010-08 853JH | 4D | 1000 | {15} | 153-5710 | — |
| 2010-08 903JH | 4D | 1000 | {15} | 153-5710 | — |
| 2010-08 909JH | 4D | 1000 | {15} | 153-5710 | — |
| Utility Vehicles | | | | | |
| 2004-02 Buck Series | NA | 260 | | — | — |
| 2004-02 Gator Utility | 12 | 342 | | — | — |

| MAKE EQUIPMENT TYPE YEAR / MODEL | O.E. BCI NO. | CCA @ ° F | Notes | REPLACEMENT | |
|--|--------------------|-----------------|-------|-------------|--------------|
| | | | | Option 1 | Option 2 |
| JOHN DEERE (Continued) | | | | | |
| Utility Vehicles (Continued) | | | | | |
| 2004-02 Utility Vehicles 670C S2 | 31T | 750 | {15} | 175-4390 | 175-4370 |
| 1984-77 4x2, 6x4 - Gator | U1 | 300 | | — | — |
| Waste Handling | | | | | |
| 2007-03 644 J, 724 J | 31T | 750 | {15} | 175-4390 | 175-4370 |
| 2007-02 624 J - 4VVD | 30H | 625 | {15} | 8C-3627 | 127-0826(29) |
| 2005 1050C | 4D | 1000 | {15} | 153-5710 | — |
| 2004-02 744 J | 31T | 950 | {15} | 175-4390 | 115-2422 |
| Wheel Loaders | | | | | |
| 2007 724J, 744J - 4WD | 31T | 750 | {15} | 175-4390 | 175-4370 |
| 2007 724J, 744J - Optional, 4WD | 4D | 1400 | {15} | 153-5710 | — |
| 1984-77 300, 300B, 301, 301A, 302, 302A, 401B | 24 | 550 | {147} | 153-5656 | 8C-3600 |
| Windrowers | | | | | |
| 2004-03 4995 (182hp), 4895 (11hp) | 31T | 925 | | 175-4390 | 115-2422 |
| JOY MANUFACTURING CO. | | | | | |
| Portable Air Compressors | | | | | |
| 1975-69 RPS-175, RPS-185, RPS-175DA20, RPS-185DA20, RPS-175GA20, RPS-185GA20 | 60 | 310 | {147} | 3T-5857(29) | 3T-5858(29) |
| 1975-69 RPV-100GA20, RPV-160D21, RPV-GA21, RPV-185DA20, RPV-GA20 | 60 | 310 | {147} | 3T-5857(29) | 3T-5858(29) |
| 1975-64 RPS-900D, RPS-D30, RPS-1000D, RPS-1050D, RPS-1200D, RPS-B24, RPS-1500D, RPS-1600D | 8D | 900 | {15} | 153-5720 | 101-4000 |
| 1975-58 RP-250G, RPS-600D, RPS-600D22, RPS-650, RPS-750D, RPS-800, RPS-850 | 4D | 800 | {147} | 153-5710 | 153-5700 |
| 1975-56 RP-250D, RP-365D, RP-600D, RP-900D, RP-900D40 | 8D | 900 | | 153-5720 | 101-4000 |
| 1967-60 RP-125G41 thru RP-125G52 | 6D | 750 | | 153-5710 | 153-5700 |
| 1967-54 WK8-0-75G | 24 | 390 | | 153-5656 | 8C-3600 |
| 1960-57 RP-125G2 thru RP-125G40 | 4 | 790 | | 8C-3633 | — |
| KAWASAKI LOADERS, INC. | | | | | |
| Lift Trucks | | | | | |
| 2005-02 60K -Lift | | 425 | {15} | — | — |
| Loaders | | | | | |
| 2005-03 80ZIV - 2 | 4D | 1000 | {15} | 153-5710 | — |
| 2005-03 80ZV | 4D | 1000 | {15} | 153-5710 | — |
| 2005-03 85ZIV - 2 | 4D | 1000 | {15} | 153-5710 | — |
| 2005-03 85ZV | 4D | 1000 | {15} | 153-5710 | — |
| 2005-03 90ZIV - 2 | 4D | 1000 | {15} | 153-5710 | — |
| 2005-03 90ZV | 4D | 1000 | {15} | 153-5710 | — |
| 2005-03 95ZIV - 2 | 8D | 1300 | {15} | 153-5720 | 250-0473 |
| 2005-03 95ZV | 8D | 1300 | {15} | 153-5720 | 250-0473 |
| 2005-02 115ZIV - 2 | 8D | 1300 | {15} | 153-5720 | 250-0473 |
| 2005-02 115ZV | 8D | 1300 | {15} | 153-5720 | 250-0473 |
| 2005-02 135ZIV - 2 | 8D | 1300 | {70} | 153-5720 | 250-0473 |

Industrial, Road & Misc. Equipment

KAWASAKI LOADERS, INC. — KOEHRING COMPANY



IMPORTANT NOTE: BATTERIES CAN EXPLODE! Always wear safety glasses AND shield eyes when working around batteries. Always check for proper polarity and sufficient terminal clearance BEFORE final installation to avoid dangerous sparks, potential explosion, possible severe personal injury and/or expensive electrical system and/or vehicle/equipment damage or fire.

| MAKE EQUIPMENT TYPE YEAR / MODEL | O.E. BCI NO. | CCA @ ° F | Notes | REPLACEMENT | | MAKE EQUIPMENT TYPE YEAR / MODEL | O.E. BCI NO. | CCA @ ° F | Notes | REPLACEMENT | |
|---|--------------------|-----------------|-------|-------------|----------|--|--------------------|-----------------|---------|--------------|----------|
| | | | | Option 1 | Option 2 | | | | | Option 1 | Option 2 |
| KAWASAKI LOADERS, INC. (Continued) | | | | | | KOEHRING COMPANY (Continued) | | | | | |
| Loaders (Continued) | | | | | | Construction Equipment Division (Includes PCM Division) (Continued) | | | | | |
| 2005-02 50ZIV - 2 | | 425 | {15} | — | — | 1981-73 8034 Skytrak - GM Eng, Cummins | 8D | 935 | {15} | 153-5720 | 101-4000 |
| 2005-02 60ZIV - 2 | | 425 | {15} | — | — | 1978-71 5030, 6034 Skytrak | 29NF | 300 | | 250-0487{26} | — |
| 2005-02 60ZV | | 425 | {15} | — | — | 1977-70 4030 Skytrak | 24 | 380 | {15} | 153-5656 | 8C-3600 |
| 2005-02 65TM - 2 | | 675 | {15} | — | — | 1977-64 Skytrak, 450, 550, 610, 700, 710, 1510, 2000 | 29NF | 350 | {147} | 250-0487{26} | — |
| 2005-02 65TMV | | 675 | {15} | — | — | 1973 8034 Skytrak Ford engine | 30H | 300 | | 8C-3627 | 8C-3601 |
| 2005-02 65ZIV - 2 | | 675 | {15} | — | — | Cranes, Crawler Shovel-Type | | | | | |
| 2005-02 65ZV | | 675 | {15} | — | — | 1975-68 L-48L, L-790 | 8D | 935 | {147} | 153-5720 | 101-4000 |
| 2005-02 70ZIV - 2 | 4D | 1000 | {15} | 153-5710 | — | 1973-64 L-51 | 4 | 655 | | 8C-3633 | — |
| 2005-02 70ZV | 4D | 1000 | {15} | 153-5710 | — | Cranes, Moto-Type w/ Rubber Tires and Two Engines | | | | | |
| 2002 80 Series | 4D | 1000 | {15} | 153-5710 | — | 1983-78 MCH-350 | 4D | 750 | {15} | 153-5710 | 153-5700 |
| 2002 90 Series | 4D | 1000 | {15} | 153-5710 | — | 1983-78 MCH-400, MCH-500 | 8D | 950 | {147} | 153-5720 | 101-4000 |
| 1999-96 KSS50Z IV, KSS60Z IV | 24 | 520 | {15} | 153-5656 | 8C-3600 | 1983-78 MCH-400, MCH-500 - Optional | 4D | 750 | {15} | 153-5710 | 153-5700 |
| 1999-85 KSS-110Z, KSS-110Z-II-C, KSS115Z-III, KSS115Z-IV | 8D | 975 | {15} | 153-5720 | 101-4000 | 1983-63 MC-1150, MC-1400, MC-1650, MC-7125, MC-8150, MC-9115 | 8D | 950 | {147} | 153-5720 | 101-4000 |
| 1999-85 KSS65Z-III, KSS65Z-IV, KSS70BC, KSS70DC, KSS70Z-II, KSS70Z-III, KSS70Z-IV | 4D | 740 | {15} | 153-5710 | 153-5700 | 1983-63 MC-540, MC-540A, MC-550A | 8D | 935 | {147} | 153-5720 | 101-4000 |
| 1999-83 KSS90Z-III, KSS90Z-IV, KSS95Z, KSS95Z-II-C, KSS95Z-III, KSS95Z-IV | 8D | 975 | {15} | 153-5720 | 101-4000 | 1983-63 w/Waukesha 135GZ, Cummins Eng | 4 | 655 | {15} | 8C-3633 | — |
| 1999-77 KSS80C, KSS80CT, KSS80Z, KSS80Z-II, KSS80Z-III, KSS80Z-IV, KSS-85Z, KSS-85Z-IV | 4D | 740 | {15} | 153-5710 | 153-5700 | 1983-61 MC-670A, MC-680, MC-760, MC-770, MC-775, MC-790 | 8D | 935 | {147} | 153-5720 | 101-4000 |
| 1997-95 KSS65 T/M, KSS65Z IV, KSS70Z IV, KSS80Z IV | 4D | 740 | {15} | 153-5710 | 153-5700 | 1978-66 MC-30H, MC-35H, MC-75H | 8D | 935 | {147} | 153-5720 | 101-4000 |
| 1997-95 KSS85Z IV, KSS90Z IV, KSS95Z IV, KSS115Z IV | 8D | 975 | {15} | 153-5720 | 101-4000 | 1978-63 MC-545, MC-550A Waukeska, Cummins | 4 | 655 | {15} | 8C-3633 | — |
| 1995-88 KSS60Z-III | 24 | 520 | {15} | 153-5656 | 8C-3600 | 1978-63 MC-545, MC-550A Cat. Eng, Cummins, DD engine | 8D | 935 | {147} | 153-5720 | 101-4000 |
| 1989-82 KSS65Z-II, KSS70BC, KSS70D | 31T | 590 | {15} | 175-4390 | 175-4370 | 1974-64 MC-320, MC-325, MC-330 | 8D | 935 | {147} | 153-5720 | 101-4000 |
| 1988-86 KSS60Z | 27 | 400 | {15} | 153-5656 | 8C-3601 | 1974-64 MC-320, MC-325, MC-330 - Waukeska Eng.4 | 655 | {147} | 8C-3633 | — | |
| KIOTI | | | | | | 1973-61 MC-254, MC-254W Waukeska Eng. | 2 | 545 | | 153-5690 | 8C-3629 |
| Tractors | | | | | | 1973-61 MC-254, MC-254W DD engine | 7D | 925 | {15} | 8C-3635 | 8C-3633 |
| 2007-06 DK Series | 24 | 450 | | 153-5656 | 8C-3600 | 1965-61 MC-107 | 1 | 450 | {15} | 8C-3617 | — |
| 2005 CK30 | 24 | 675 | | 127-0826 | 127-0824 | 1961 MC-110 w/DD 2-71 Eng | 7D | 925 | {15} | 8C-3635 | 8C-3633 |
| 2005 LB1914, CK20, CK20HST, LK3054X5, LK2554 | 24 | 450 | | 153-5656 | 8C-3600 | 1961 MC-110 w/Ford 233 Eng | 8D | 935 | | 153-5720 | 101-4000 |
| KLAUER MFG. CO. | | | | | | 1961 MC-110 w/Ford 254 Eng | 2 | 545 | | 153-5690 | 8C-3629 |
| Rotary Snow Removers | | | | | | 1961 MC-110 w/Ford 272 Eng | 24 | 400 | | 153-5656 | 8C-3600 |
| 1998-88 MP-3D | 31T | 750 | {15} | 175-4390 | 175-4370 | 1961 MC-424, MC-424W, MC-425, MC-425W, MC-425WL DD engine | 8D | 935 | | 153-5720 | 101-4000 |
| 1998-86 TU-3, MTR, TR-44, TR-52 | 31T | 750 | {173} | 175-4390 | 175-4370 | 1961 MC-530, MC-530W | 8D | 935 | {147} | 153-5720 | 101-4000 |
| 1997-94 WK-800 | 31T | 750 | {173} | 175-4390 | 175-4370 | 1961 w/Waukesha 140CK - 140GZB Eng | 4 | 655 | {15} | 8C-3633 | — |
| 1988-83 MP-3D | 31T | 475 | {147} | 175-4390 | 175-4370 | 1961 w/Waukesha 140GK engine | 2 | 545 | {15} | 153-5690 | 8C-3629 |
| 1988-83 TU-3, MTR | 8D | 900 | {15} | 153-5720 | 101-4000 | 1961 w/Waukesha 6MZA 135GK Eng | 2 | 545 | {147} | 153-5690 | 8C-3629 |
| KOEHRING COMPANY | | | | | | | | | | | |
| BANTAM Formerly WEST BRICK BUGGY | | | | | | | | | | | |
| Construction Equipment Division (Includes PCM Division) | | | | | | | | | | | |
| 1981-77 5030, 6034 Skytrak Diesel | 24 | 380 | {15} | 153-5656 | 8C-3600 | | | | | | |
| 1981-74 Light Towers | 24 | 380 | {15} | 153-5656 | 8C-3600 | | | | | | |
| 1981-74 Riding Trowel, Generator Sets | U1 | 200 | | 8C-3636 | — | | | | | | |

{15} Two batteries required. For best results, replace both. {26} Replacement battery is wider than OE. Hold-down and/or tray replacement may be necessary.
 {29} Battery hold-down may need to be replaced and/or modified. Battery cable replacement may be necessary.
 {70} Two, Three or Four batteries required. For best results, replace all. {147} 1 Battery - Dual Battery Opt. {165} 12-Volt. {172} 6-Volt.
 {173} Requires 4 batteries. {183} Special European size required.

Industrial, Road & Misc. Equipment KOEHRING COMPANY

IMPORTANT NOTE: BATTERIES CAN EXPLODE! Always wear safety glasses AND shield eyes when working around batteries. Always check for proper polarity and sufficient terminal clearance BEFORE final installation to avoid dangerous sparks, potential explosion, possible severe personal injury and/or expensive electrical system and/or vehicle/equipment damage or fire.

| MAKE EQUIPMENT TYPE YEAR / MODEL | O.E. BCI NO. | CCA @ ° F | Notes | REPLACEMENT | |
|---|--------------------|-----------------|-------|-------------|----------|
| | | | | Option 1 | Option 2 |
| KOEHRING COMPANY (Continued) | | | | | |
| Cranes, Self-Propelled w/ Rubber Tires and One Eng | | | | | |
| 1978-73 LRT-15H, LRT-15U, LRT-18U, LRT-35U | 8D | 950 | {147} | 153-5720 | 101-4000 |
| 1973-61 SP-107 w/Cummins-Cont. F-186&DD Eng | 7D | 925 | {15} | 8C-3635 | 8C-3633 |
| 1973-61 SP-107 w/Ford 172 & Cont. GD-157 Eng | 1 | 450 | {147} | 8C-3617 | — |
| 1973-61 SP-107 w/Ford 220 Eng. | 4D | 750 | | 153-5710 | 153-5700 |
| 1973-61 SP-108, SP-108A Ford engine | 4D | 750 | | 153-5710 | 153-5700 |
| 1973-61 SP-108, SP-108A Cont engine | 7D | 925 | {15} | 8C-3635 | 8C-3633 |
| 1973-61 SP-254, SP-254W Waukeska, Cat. Eng, Hercules engine | 2 | 545 | {15} | 153-5690 | 8C-3629 |
| 1973-61 SP-254, SP-254W DD engine | 7D | 925 | {15} | 8C-3635 | 8C-3633 |
| 1973-61 SP-530, SP-530W Waukeska Eng. | 4 | 655 | {15} | 8C-3633 | — |
| 1973-61 SP-530, SP-530W Cummins, DD Eng | 8D | 950 | {147} | 153-5720 | 101-4000 |
| 1973-61 SP-530, SP-530W Optional, Waukeska Eng. | 2 | 545 | {15} | 153-5690 | 8C-3629 |
| 1967-61 501, 501P, 502, 502P, 510P | 24 | 340 | | 153-5656 | 8C-3600 |
| 1967-61 501D, 501PD, 502D, 502PD, 601PP | 30H | 380 | | 8C-3627 | 8C-3601 |
| 1967-61 540, 590, 600, 60P, 601P | 24 | 340 | | 153-5656 | 8C-3600 |
| 1967-61 540D, 600D | 4D | 750 | | 153-5710 | 153-5700 |
| 1965-61 4-5 models - Cat. Eng | 8D | 950 | {147} | 153-5720 | 101-4000 |
| 1965-61 4-5 models - Optional, Waukeska Eng., Cat. Eng | 2 | 545 | {147} | 153-5690 | 8C-3629 |
| 1961 670 - NTO-6-I GM 6-110 Eng | 8D | 950 | {15} | 153-5720 | 101-4000 |
| 1961 SP-100 w/Ford 233 Eng | 8D | 935 | | 153-5720 | 101-4000 |
| 1961 TSP-875 - Cat. Eng | 2 | 545 | | 153-5690 | 8C-3629 |
| Crawler Machines | | | | | |
| 1978-61 L-48H, L-50 - Waukeska, Cat. Eng | 2 | 545 | {147} | 153-5690 | 8C-3629 |
| 1978-61 L-48H, L-50 DD engine | 8D | 935 | {147} | 153-5720 | 101-4000 |
| 1978-61 L-72, L-86, L-775, L-790, L-820A | 8D | 935 | {147} | 153-5720 | 101-4000 |
| 1973-65 L-36 Pipeliner | 8D | 935 | | 153-5720 | 101-4000 |
| 1973-65 L-36 Pipeliner Waukeska Eng. | 4 | 655 | {15} | 8C-3633 | — |
| 1973-61 L-26 - DD engine | 7D | 925 | | 8C-3635 | 8C-3633 |
| 1973-61 L-51, L-56, L-56K4, L-56K5 - Waukeska Eng. | 4 | 655 | {15} | 8C-3633 | — |
| 1973-61 L-51, L-56, L-56K4, L-56K5 - Other Eng | 8D | 935 | {147} | 153-5720 | 101-4000 |
| 1961 L-72 - Waukeska Eng. | NA | 315 | {183} | — | — |
| Front End Loaders | | | | | |
| 1971-63 ML-200, ML-225, ML-250, ML-275 Cummins Diesel | 7D | 925 | {15} | 8C-3635 | 8C-3633 |
| 1971-63 ML-200, ML-225, ML-250, ML-275 Cont engine | 1 | 450 | {15} | 8C-3617 | — |
| 1971-61 ML-307, ML-325 | 8D | 935 | {15} | 153-5720 | 101-4000 |

| MAKE EQUIPMENT TYPE YEAR / MODEL | O.E. BCI NO. | CCA @ ° F | Notes | REPLACEMENT | |
|---|--------------------|-----------------|-----------|--------------|--------------|
| | | | | Option 1 | Option 2 |
| KOEHRING COMPANY (Continued) | | | | | |
| Cranes, Excavators & Shovel Units | | | | | |
| 1989-85 4460, 4465, 4470, 4475 | 31A | 625 | {15} | 250-0486{29} | 127-0826{29} |
| 1989-85 MCH-140, MCH-150, MCH-180, MCH-200, MCH-230, MCH-250, MCH-275, MCH-350 | 31A | 625 | {70} | 250-0486{29} | 127-0826{29} |
| 1989-81 6625, 6625-L, S-888, T-888 | 31A | 625 | {70} | 250-0486{29} | 127-0826{29} |
| 1989-78 LRT-150, LRT-180, LRT-200, LRT-220, LRT-230, LRT-250, LRT-275 | 31A | 625 | {70} | 250-0486{29} | 127-0826{29} |
| 1989-66 6644, 6644-L, 6644-KL, Telescoop | 8D | 935 | {147} | 153-5720 | 101-4000 |
| 1988-79 LRT-275, MCA-275, MCH-275, LRT-330, MCH-300 | 31A | 625 | {70} | 250-0486{29} | 127-0826{29} |
| 1987-78 LCD-150, LRT-150, 180, 200, 220 | 31A | 625 | {70} | 250-0486{29} | 127-0826{29} |
| 1985-81 166, 266 | 31A | 625 | {15} | 250-0486{29} | 127-0826{29} |
| 1985-74 366, 366C | 4D | 760 | {15} | 153-5710 | 153-5700 |
| 1985-73 488A, 588A, 688A, 522, 588, 644, 725, 744 | 8D | 935 | | 153-5720 | 101-4000 |
| 1984-61 304, 304C, 306A, 306C, 306RR - GM Eng | 8D | 935 | | 153-5720 | 101-4000 |
| 1984-61 304, 304C, 306A, 306C, 306RR - Chrysler, Ford Eng | 27 | 360 | | 153-5656 | 8C-3601 |
| 1982-78 488B, 588B, 688B | 31A | 625 | {70} | 250-0486{29} | 127-0826{29} |
| 1981-78 788/448, S-888, T-888 | 4D | 760 | {15} | 153-5710 | 153-5700 |
| 1981-74 266, 266C | 4D | 760 | {147} | 153-5710 | 153-5700 |
| 1981-65 155-166, 206, 306 Carrier | 8D | 935 | | 153-5720 | 101-4000 |
| 1979-64 400 Carrier, 414, 416, 424, 424C, 426, 426C GM Eng | 8D | 935 | | 153-5720 | 101-4000 |
| 1979-64 400 Carrier, 414, 416, 424, 424C, 426, 426C Other Eng | 27 | 360 | | 153-5656 | 8C-3601 |
| 1978-61 350, C-350, CR-350, T-350 | 1 | 500 | {147,172} | 8C-3617 | — |
| | 27 | 360 | {165} | 153-5656 | 8C-3601 |
| 1978-61 350, C-350, CR-350, T-350 - Diesel | 8D | 935 | {165} | 153-5720 | 101-4000 |
| 1977-72 434A, C-451, T-451, 488 | 8D | 935 | | 153-5720 | 101-4000 |
| 1975-69 626, 628 - GM Eng | 8D | 935 | | 153-5720 | 101-4000 |
| 1975-69 626, 628 - Chrysler Eng | 27 | 360 | | 153-5656 | 8C-3601 |
| 1974-70 C-475 | 4D | 760 | | 153-5710 | 153-5700 |
| 1973-67 515 Log Loader Chrysler Eng | 27 | 360 | | 153-5656 | 8C-3601 |
| 1973-66 Telekruisers Chrysler Eng | 27 | 360 | | 153-5656 | 8C-3601 |
| 1973-66 Telekruisers DD engine | 8D | 935 | | 153-5720 | 101-4000 |
| 1973-61 C-450, T-450, TK-450 - Chrysler Eng | 27 | 360 | | 153-5656 | 8C-3601 |
| 1973-61 C-450, T-450, TK-450 Cummins, DD engine | 8D | 935 | | 153-5720 | 101-4000 |
| 1966-61 54 Carrier | 27 | 360 | | 153-5656 | 8C-3601 |
| 1965-61 206, 306 Carrier | 27 | 360 | | 153-5656 | 8C-3601 |

Industrial, Road & Misc. Equipment

KOEHRING COMPANY — KOHLER COMPANY



IMPORTANT NOTE: BATTERIES CAN EXPLODE! Always wear safety glasses AND shield eyes when working around batteries. Always check for proper polarity and sufficient terminal clearance BEFORE final installation to avoid dangerous sparks, potential explosion, possible severe personal injury and/or expensive electrical system and/or vehicle/equipment damage or fire.

| MAKE EQUIPMENT TYPE YEAR / MODEL | O.E. BCI NO. | CCA @ ° F | Notes | REPLACEMENT | |
|--|--------------------|-----------------|-------|-------------|----------|
| | | | | Option 1 | Option 2 |
| KOEHRING COMPANY (Continued) | | | | | |
| Excavators | | | | | |
| 1985-75 1166, 1266-D, 1466 | 8D | 975 | {15} | 153-5720 | 101-4000 |
| 1985-72 866, 866D, 866D Logger, 866E | 8D | 975 | {15} | 153-5720 | 101-4000 |
| 1985-67 665-1ASP, 665-1ATC, 666, 666-1A, 666-1B, 666-2A, 666-D, 666D Logger, 666-E, 666-ELS, 666-ESR | 8D | 975 | {147} | 153-5720 | 101-4000 |
| 1985-61 505-1A, 505-1B, 535-1A, 566 | 8D | 975 | {147} | 153-5720 | 101-4000 |
| 1985-58 1000-1B, 1066, 1066-1A, 1266-D | 8D | 975 | {147} | 153-5720 | 101-4000 |
| 1985-58 1000-1B, 1066, 1066-1A, 1266-D - Optional | 4 | 790 | {179} | 8C-3633 | — |
| 1981-75 466E, 466ELS, 466ESR | 4D | 775 | {15} | 153-5710 | 153-5700 |
| 1981-55 1066C, 1066D, 1066E, 1166E, 1205-1A, 1205-1B, 1295-1A | 8D | 975 | {15} | 153-5720 | 101-4000 |
| 1981-55 1066C, 1066D, 1066E, 1166E, 1205-1A, 1205-1B, 1295-1A Cummins Diesel | 7D | 880 | {173} | 8C-3635 | 8C-3633 |
| 1981-55 1066C, 1066D, 1066E, 1166E, 1205-1A, 1205-1B, 1295-1A - Optional | 4 | 655 | | 8C-3633 | — |
| 1979-62 366-1A, 445-1A, 405-2A, 405-2B, 450-1A | 8D | 935 | {147} | 153-5720 | 101-4000 |
| 1979-62 545-1A, 550-1A Waukeska, IHC engine, DD engine | 4 | 655 | {15} | 8C-3633 | — |
| 1979-62 545-1A, 550-1A - Cat. Eng, Cummins | 8D | 935 | {147} | 153-5720 | 101-4000 |
| 1976-58 445-1A, 455-1A, 466-1A, 466-D, 466-DLS, Logger | 8D | 935 | {147} | 153-5720 | 101-4000 |
| 1976-58 445-1A, 455-1A, 466-1A, 466-D, 466-DLS, Logger Optional | 4 | 655 | {147} | 8C-3633 | — |
| 1975-65 435-1A, 335-2A, 440-1A, 440-1ATC, SP40-1A, 455-S | 8D | 935 | {147} | 153-5720 | 101-4000 |
| 1975-65 435-1A, 335-2A, 440-1A, 440-1ATC, SP40-1A, 455-S - Waukeska Eng. | 4 | 655 | {15} | 8C-3633 | — |
| 1975-58 305-1A, 305-1A Cruiser, 325-1A, 330-1A, 330-2A, 335-1A - Waukeska, IHC engine, DD engine | 4 | 655 | {15} | 8C-3633 | — |
| 1975-58 305-1A, 305-1A Cruiser, 325-1A, 330-1A, 330-2A, 335-1A - Cat. Eng, Cummins | 8D | 935 | {15} | 153-5720 | 101-4000 |
| 1975-58 605-2A w/Cat. D-326F & DD 6-71 Eng | 4 | 655 | {147} | 8C-3633 | — |
| 1975-58 605A, 605-2A - Cat. Eng | 8D | 935 | {15} | 153-5720 | 101-4000 |
| 1975-58 805-1A - Cat. Eng, Cummins | 8D | 935 | {15} | 153-5720 | 101-4000 |

| MAKE EQUIPMENT TYPE YEAR / MODEL | O.E. BCI NO. | CCA @ ° F | Notes | REPLACEMENT | |
|---|--------------------|-----------------|----------|--------------|--------------|
| | | | | Option 1 | Option 2 |
| KOEHRING COMPANY (Continued) | | | | | |
| Excavators (Continued) | | | | | |
| 1975-58 805-1A W/Waukesha WAK Eng - GM & Cat D342CNA Eng.. | 4 | 655 | {147} | 8C-3633 | — |
| 1975-53 205-2A, 205-2B, 218-1A, 220-1A, 225-1A | 4 | 655 | {179} | 8C-3633 | — |
| 1975-53 205-2A, 205-2B, 218-1A, 220-1A, 225-1A Cat. Eng | 8D | 935 | {15} | 153-5720 | 101-4000 |
| 1967-41 304-1A | 4 | 790 | {179} | 8C-3633 | — |
| 1967-41 304-1A - Optional | 7D | 880 | {15} | 8C-3635 | 8C-3633 |
| 1966-58 305-1A Cruiser Waukeska Eng. | 8D | 900 | {15} | 153-5720 | 101-4000 |
| 1966-58 305-1A Cruiser ex. Wauk.4 | 4 | 790 | {15} | 8C-3633 | — |
| 1955-48 1005-1A | 4 | 790 | {179} | 8C-3633 | — |
| 1955-48 1005-1A - Optional | 7D | 880 | | 8C-3635 | 8C-3633 |
| Finishers & Pavers | | | | | |
| 1975-58 TF-1A Finishers | 1 | 450 | | 8C-3617 | — |
| 1971-37 16E-1B, 16E-1D, 34E-1B, 34E-3A | 4 | 655 | {70} | 8C-3633 | — |
| KOHLER COMPANY | | | | | |
| Early Models Prior to 1976 | | | | | |
| 1975-69 100R081, 150R081, 175R081, 200R081, 170R81 | 4 | 655 | {173} | 8C-3633 | — |
| 1975-69 10RCOP21, 12RMO21, 12.5RCOP21, 20R061 | 2 | 600 | {15} | 153-5690 | 8C-3629 |
| 1975-69 125R081 | 1 | 630 | | 8C-3617 | — |
| 1975-69 15MY21, 15R021, 15ROY21 | 30HR | 340 | | 8C-3601 | 250-0486(29) |
| 1975-69 250R081, 300R081, 350R081, 400R081, 450R081, 500R0Z81, 500ROZD81 | 8D | 900 | {15} | 153-5720 | 101-4000 |
| 1975-69 Models 1 thru 5 & 7.5RKM21 | 29NF | 300 | | 250-0487(26) | — |
| 1975-69 Models 7.5 thru 115 Optional | 30H | 340 | | 8C-3627 | 8C-3601 |
| Electric Plants | | | | | |
| 2000-98 20REOZJ | 26 | 525 | {15,166} | 8C-3600 | 250-0489(32) |
| 2000-98 20REOZJ - Optional | 24 | 900 | {165} | 127-0826 | 127-0824 |
| 2000-94 135ROZJ, 150ROZ | 31T | 1000 | {147} | — | — |
| 2000-94 150ROZJ, 150ROZP | 31P | 1000 | {15} | — | — |
| 2000-94 180ROZJ, 180ROZP, 200RZD | 31P | 1000 | {15} | — | — |
| 2000-93 450ROZD, 500ROZD, 600ROZD | 31P | 1000 | {173} | — | — |
| 2000-93 750ROZD | 31P | 1000 | {173} | — | — |
| 2000-93 800ROZD, 900ROZD, 1000ROZD, 1200ROZD, 1500ROZD, 1600ROZD, 2000ROZD | 31P | 1000 | | — | — |
| 2000-91 6ROY/ROZ, 10ROY/ROZ | 24 | 900 | | 127-0826 | 127-0824 |
| 2000-89 10RY/RZ, 12RY/RZ | 31P | 625 | | 250-0486(29) | 127-0826(29) |
| 2000-89 200ROZD | 24 | 900 | | 127-0826 | 127-0824 |
| 2000-89 230ROZD, 250ROZD, 275ROZD, 275RZD | 31P | 1000 | {173} | — | — |

{15} Two batteries required. For best results, replace both. {24} OEM Used various size batteries in production. Check original battery for size and correct fit.
 {26} Replacement battery is wider than OE. Hold-down and/or tray replacement may be necessary.
 {29} Battery hold-down may need to be replaced and/or modified. Battery cable replacement may be necessary.
 {32} Replacement battery is longer than OE. Hold-down and/or tray replacement may be necessary.
 {70} Two, Three or Four batteries required. For best results, replace all. {147} 1 Battery - Dual Battery Opt. {165} 12-Volt. {166} 24-Volt.
 {173} Requires 4 batteries. {179} Requires 1 to 4 batteries.

Industrial, Road & Misc. Equipment KOHLER COMPANY

IMPORTANT NOTE: BATTERIES CAN EXPLODE! Always wear safety glasses AND shield eyes when working around batteries. Always check for proper polarity and sufficient terminal clearance BEFORE final installation to avoid dangerous sparks, potential explosion, possible severe personal injury and/or expensive electrical system and/or vehicle/equipment damage or fire.

| MAKE EQUIPMENT TYPE YEAR / MODEL | O.E. BCI NO. | CCA @ ° F | Notes | REPLACEMENT | |
|---|--------------------|-----------------|-------|--------------|--------------|
| | | | | Option 1 | Option 2 |
| KOHLER COMPANY (Continued) | | | | | |
| Electric Plants (Continued) | | | | | |
| 2000-89 300ROZD, 350ROZD, 400ROZD | 31P | 1000 | {173} | — | — |
| 2000-89 50ROZJ, 50RZ, 50ROZP, 60ROZJ, 60ROZP, 60RZ, 70RZ | 24 | 900 | | 127-0826 | 127-0824 |
| 2000-84 15ROY/ROZ, 18RY/RZ, 20RZ | 24 | 900 | | 127-0826 | 127-0824 |
| 2000-83 20ROZJ, 20ROZP, 30ROZJ, 30RZ, 30ROZP | 24 | 900 | | 127-0826 | 127-0824 |
| 2000-83 35RZ, 40ROZJ, 40ROZP, 45RZ | 24 | 900 | | 127-0826 | 127-0824 |
| 2000-75 70RZ, 80REOZJ, 80ROZJ, 80ROZP, 80RZ, 100REOZJ, 100ROZJ, 100ROZP, 100RZ | 24 | 900 | {147} | 127-0826 | 127-0824 |
| 1997-94 125ROZP | 31A | 1000 | | — | — |
| 1997-93 5RMY | 30H | 460 | | 8C-3627 | 8C-3601 |
| 1997-92 6.5RMY | U1 | 200 | | 8C-3636 | — |
| 1997-89 15RMY, 15RMOY | 30H | 460 | | 8C-3627 | 8C-3601 |
| 1995-89 150ROZJ | 31A | 625 | {15} | 250-0486(29) | 127-0826(29) |
| 1995-89 180ROZJ | 31A | 625 | {15} | 250-0486(29) | 127-0826(29) |
| 1994-83 33RZ, 40ROZ, 45ROZ, 50ROZ | 31A | 625 | | 250-0486(29) | 127-0826(29) |
| 1993-89 450ROZD, 500ROZD, 600ROZD | 31A | 625 | {173} | 250-0486(29) | 127-0826(29) |
| 1993-89 750ROZD | 31A | 625 | {173} | 250-0486(29) | 127-0826(29) |
| 1993-89 800ROZD, 1200ROZD, 1500ROZD, 1600ROZD | 31A | 900 | | 127-0824(29) | — |
| 1993-83 5RMY | U1 | 200 | | 8C-3636 | — |
| 1992-82 7RMY | U1 | 200 | | 8C-3636 | — |
| 1992-76 3.5CM-HS, 5CM-HS | U1 | 200 | | 8C-3636 | — |
| 1991-83 17RY, 20ROZ, 30ROZ | 31A | 625 | | 250-0486(29) | 127-0826(29) |
| 1991-82 5RMOY | 30H | 460 | | 8C-3627 | 8C-3601 |
| 1990-87 1250ROZ | 8D | 900 | {173} | 153-5720 | 101-4000 |
| 1990-84 125ROZ | 31A | 625 | {15} | 250-0486(29) | 127-0826(29) |
| 1990-84 150ROZ | 31A | 625 | | 250-0486(29) | 127-0826(29) |
| 1990-84 60ROZ, 80ROZ, 100ROZ | 31A | 625 | | 250-0486(29) | 127-0826(29) |
| 1990-78 350ROZ | 8D | 935 | {15} | 153-5720 | 101-4000 |
| 1990-77 180ROZ, 200ROZ, 230ROZ | 8D | 900 | {15} | 153-5720 | 101-4000 |
| 1990-77 750ROZ, 800ROZ, 900ROZ, 1000ROZ, 1100ROZ | 8D | 900 | {173} | 153-5720 | 101-4000 |
| 1990-69 250ROZ, 275ROZ, 300ROZ, 400ROZ | 8D | 900 | {15} | 153-5720 | 101-4000 |
| 1990-69 450ROZ, 500ROZ, 600ROZ | 8D | 900 | {15} | 153-5720 | 101-4000 |
| 1989-84 160ROZ | 8D | 935 | {15} | 153-5720 | 101-4000 |
| 1989-75 10RM, 10RMOY, 12RMO, 12.5R, 15R, 15RM | 30H | 380 | | 8C-3627 | 8C-3601 |
| 1985-69 250RO, 260ROZ | 8D | 935 | {15} | 153-5720 | 101-4000 |
| 1984-81 100RZ | 30H | 380 | | 8C-3627 | 8C-3601 |
| 1984-80 60ROZ | 30H | 380 | | 8C-3627 | 8C-3601 |
| 1984-79 150ROZ | 8D | 935 | | 153-5720 | 101-4000 |
| 1984-75 125RO, 125ROZ, 130ROZ | 8D | 935 | | 153-5720 | 101-4000 |
| 1984-75 22.5RZ, 24ROZ, 30R, 30RO | 30H | 380 | | 8C-3627 | 8C-3601 |
| 1984-75 70R, 75ROZ, 85R, 85RZ | 30H | 380 | | 8C-3627 | 8C-3601 |
| 1984-69 165ROZ, 170R, 175RO, 175ROZ, 200RO | 4 | 655 | {173} | 8C-3633 | — |
| 1983-76 5RMS | 30H | 300 | | 8C-3627 | 8C-3601 |

| MAKE EQUIPMENT TYPE YEAR / MODEL | O.E. BCI NO. | CCA @ ° F | Notes | REPLACEMENT | |
|--|--------------------|-----------------|----------|--------------|----------|
| | | | | Option 1 | Option 2 |
| KOHLER COMPANY (Continued) | | | | | |
| Electric Plants (Continued) | | | | | |
| 1983-75 30ROZ, 30RZ, 32.5RZ, 32.5ROZ, 45R, 45RO | 30H | 380 | | 8C-3627 | 8C-3601 |
| 1983-75 45RZ, 45ROZ, 47.5ROZ, 55R, 55RZ, 60RO | 30H | 380 | | 8C-3627 | 8C-3601 |
| 1982-75 15ROY, 15.5ROY | 30H | 380 | | 8C-3627 | 8C-3601 |
| 1982-75 6.5RK | 29NF | 300 | | 250-0487(26) | — |
| 1982-75 7.5R, 7.5RMMW, 8.5RMO | 30H | 380 | | 8C-3627 | 8C-3601 |
| 1982-69 2.5RM, 3RM, 4RM, 4RMO | 29NF | 300 | | 250-0487(26) | — |
| 1982-69 20R, 20RO | 30H | 380 | | 8C-3627 | 8C-3601 |
| 1981-69 10RCOP, 12.5RCOP | 2 | 545 | {15} | 153-5690 | 8C-3629 |
| 1980-69 75ROZ, 100RO | 4 | 655 | {173} | 8C-3633 | — |
| 1979-69 350ROZD, 400ROZD, 500ROZD | 8D | 935 | {15} | 153-5720 | 101-4000 |
| 1978-75 7.5RKM | 29NF | 300 | | 250-0487(26) | — |
| 1978-69 5RKM, 5RM | 29NF | 300 | | 250-0487(26) | — |
| 1976-75 15RO | 30H | 380 | {15} | 8C-3627 | 8C-3601 |
| 1976-69 150RO | 4 | 655 | {173} | 8C-3633 | — |
| 1975-69 125RO | 1 | 600 | | 8C-3617 | — |
| Generators | | | | | |
| 2005 10 CCE/CEZ | | 400 | {24} | — | — |
| 2005 10 CEFZ | | 400 | {24} | — | — |
| 2005 1000REOZDB | | 1150 | {15,24} | — | — |
| 2005 1000REOZM | | 1150 | {15,24} | — | — |
| 2005 100REOZJB | | 1800 | {15,24} | — | — |
| 2005 100REOZJC | | 1640 | {15,24} | — | — |
| 2005 100RZG - RES | | 1630 | {24} | — | — |
| 2005 10ROY | | 500 | {24} | — | — |
| 2005 10ROZ | | 500 | {24} | — | — |
| 2005 11 RMY | | 675 | {24} | — | — |
| 2005 12 CCE/CEZ | | 400 | {24} | — | — |
| 2005 12 CEFZ | | 400 | {24} | — | — |
| 2005 12 RES | | 675 | {24} | — | — |
| 2005 1250REOZM | | 1150 | {24,173} | — | — |
| 2005 125REOZJB | | 1800/2570 | {15,24} | — | — |
| 2005 125RZG | | 1630 | {24} | — | — |
| 2005 1350REOZDB | | 2500 | {24,173} | — | — |
| 2005 135REOZJC | | 1640/2570 | {15,24} | — | — |
| 2005 15 RYG | | 600 | {24} | — | — |
| 2005 1500REOZDB | | 2500 | {24,173} | — | — |
| 2005 150REOZJB | | 1800/2570 | {24} | — | — |
| 2005 150REOZJC | | 1640/2570 | {24} | — | — |
| 2005 15ROY | | 500 | {24} | — | — |
| 2005 15ROZ | | 500 | {24} | — | — |
| 2005 1600REOZM | | 1150 | {24,173} | — | — |
| 2005 180REOZJB | | 1800/2570 | {24} | — | — |
| 2005 180ROZK | | 1640/2570 | {24} | — | — |
| 2005 180RZD | | 2950 | {24} | — | — |
| 2005 1820REOZDB | | 2500 | {24,173} | — | — |
| 2005 18RY | | 1630 | {24} | — | — |
| 2005 18RZ | | 1630 | {24} | — | — |
| 2005 200REOZDB | | 2500 | {24,173} | — | — |
| 2005 200REOZJB | | 2570 | {24} | — | — |
| 2005 200REOZM | | 2300 | {24,173} | — | — |
| 2005 200RZD | | 2950 | {24} | — | — |
| 2005 20REOZJB | | 1640 | {24} | — | — |
| 2005 20RZ | | 1630 | {24} | — | — |
| 2005 22RY | | 670 | {24} | — | — |
| 2005 230REOZD | | 2950 | {24} | — | — |
| 2005 230REOZJB | | 2570 | {24} | — | — |

Industrial, Road & Misc. Equipment

KOHLER COMPANY — KOMATSU



IMPORTANT NOTE: BATTERIES CAN EXPLODE! Always wear safety glasses AND shield eyes when working around batteries. Always check for proper polarity and sufficient terminal clearance BEFORE final installation to avoid dangerous sparks, potential explosion, possible severe personal injury and/or expensive electrical system and/or vehicle/equipment damage or fire.

| MAKE EQUIPMENT TYPE YEAR / MODEL | O.E. BCI NO. | CCA @ ° F | Notes | REPLACEMENT | |
|--|--------------------|-----------------|----------|-------------|----------|
| | | | | Option 1 | Option 2 |
| KOHLER COMPANY (Continued) | | | | | |
| Generators (Continued) | | | | | |
| 2005 230RZD | | 2950 | {24} | — | — |
| 2005 2500REOZD | | 2300 | {24,173} | — | — |
| 2005 250REOZD | | 2950 | {24} | — | — |
| 2005 250RZD | | 2950 | {24} | — | — |
| 2005 275REOZD | | 2950 | {24} | — | — |
| 2005 275REOZV | | 2950 | {24} | — | — |
| 2005 275RZD | | 2950 | {24} | — | — |
| 2005 2800REOZD | | 2300 | {24,173} | — | — |
| 2005 30 RYG | | 600 | {24} | — | — |
| 2005 300REOZD | | 2950 | {24} | — | — |
| 2005 300REOZV | | 2950 | {24} | — | — |
| 2005 30REOZJB | | 1640 | {24} | — | — |
| 2005 30RZG | | 1630 | {24} | — | — |
| 2005 350REOZD | | 2950 | {24} | — | — |
| 2005 350REOZV | | 2950 | {24} | — | — |
| 2005 35RZG - RES | | 1630 | {24} | — | — |
| 2005 4 EFRKM | | 260 | {24} | — | — |
| 2005 400REOZD | | 2950 | {24} | — | — |
| 2005 400REOZV | | 950 | {15,24} | — | — |
| 2005 40REOZJB | | 1640 | {24} | — | — |
| 2005 45RZG - RES | | 1630 | {24} | — | — |
| 2005 5 ERKM | | 250 | {24} | — | — |
| 2005 50HZ | | 426 | {24} | — | — |
| 2005 50REOZJB | | 1640 | {24} | — | — |
| 2005 50RZGB - RES | | 1630 | {24} | — | — |
| 2005 6 EFR | | 400 | {24} | — | — |
| 2005 60HZ | | 450 | {24} | — | — |
| 2005 60RZG - RES | | 1630 | {24} | — | — |
| 2005 650REOZDB | | 1150 | {15,24} | — | — |
| 2005 6ROY | | 500 | {24} | — | — |
| 2005 6ROZ | | 500 | {24} | — | — |
| 2005 7 ER | | 260 | {24} | — | — |
| 2005 750REOZDB | | 1150 | {15,24} | — | — |
| 2005 750REOZM | | 1150 | {15,24} | — | — |
| 2005 8.5 RES | | 675 | {24} | — | — |
| 2005 800REOZM | | 1150 | {15,24} | — | — |
| 2005 80RZG - RES | | 1630 | {24} | — | — |
| 2005 900REOZDB | | 1150 | {15,24} | — | — |
| 2005 900REOZM | | 1150 | {15,24} | — | — |
| 2005 COM - 6 | | 1500 | {24} | — | — |
| 2004-02 10 EOR/Z, 12.5 EFOR/Z, 15 EOR/Z, 16.5 EFOR/Z, 20 EOR/Z, 6 EFOR/Z, 7.5 EOR/Z, 9 EFOR/Z | 31T | 625 | | 175-4390 | 175-4370 |
| KOLMAN | | | | | |
| Formerly a Division of ATHEY PRODUCTS CO. | | | | | |
| Loaders & Skidders | | | | | |
| 1971-70 S-70 | 24 | 400 | {15} | 153-5656 | 8C-3600 |
| 1971-68 S-95, S-97, S-100B, S-135 | 4D | 850 | | 153-5710 | 153-5700 |
| 1971-62 7-11, 125 | 24 | 340 | | 153-5656 | 8C-3600 |
| Material Handling Equipment | | | | | |
| 101, 101-HD, 101-XHD | | | | | |
| 1993-86 202 All American 40 50in.x24in. | 4D | 975 | | 153-5710 | 153-5700 |

| MAKE EQUIPMENT TYPE YEAR / MODEL | O.E. BCI NO. | CCA @ ° F | Notes | REPLACEMENT | |
|--|--------------------|-----------------|---------|--------------|--------------|
| | | | | Option 1 | Option 2 |
| KOLMAN (Continued) | | | | | |
| 101, 101-HD, 101-XHD (Continued) | | | | | |
| 1993-78 101 All American 50in.x30in. | 8D | 1150 | | 153-5720 | 101-4000 |
| 1993-62 202 - 18in., 24in. | 24 | 515 | | 153-5656 | 8C-3600 |
| 1993-62 202 - Optional, 18in., 24in. | 8D | 935 | | 153-5720 | 101-4000 |
| 1993-59 18 - Other Eng | 24 | 515 | | 153-5656 | 8C-3600 |
| 1993-59 18in., 24in. - GM Eng | 8D | 850 | | 153-5720 | 101-4000 |
| 1993-59 30in. - GM Eng, Cat Eng | 8D | 850 | | 153-5720 | 101-4000 |
| 1993-59 30in. - IHC engine | 2 | 590 | {15} | 153-5690 | 8C-3629 |
| 1993-59 30in. IHC UC135 Eng & AC G138Eng. | 24 | 515 | | 153-5656 | 8C-3600 |
| 1993-59 36in. - IHC engine | 24 | 515 | | 153-5656 | 8C-3600 |
| 1993-59 36in. w/IHC UD-236 Eng. 2 | 590 | | {15} | 153-5690 | 8C-3629 |
| 1993-59 36in., 42in., 48in. GM Eng, Cat Eng | 8D | 1150 | {147} | 153-5720 | 101-4000 |
| 1993-59 42in., 48in. - IHC engine | 24 | 515 | | 153-5656 | 8C-3600 |
| 1981-77 101-SS, 202-SS 40in.X24in., 50in.X24in., 50in.X30in. | 30H | 380 | | 8C-3627 | 8C-3601 |
| 1976-59 303, 404 - 48in., 60in., 50in.X60in., 60in.X60in., 50in.X72in | 8D | 1150 | {147} | 153-5720 | 101-4000 |
| Moto-Scaffold | | | | | |
| 1962-59 X205 | 2L | 400 | | 153-5690{25} | 8C-3629{25} |
| KOMATSU | | | | | |
| See also HAULPAK DIVISION Mfr. Recommended replacement battery shown, may vary from OE battery. | | | | | |
| Backhoe Loaders | | | | | |
| 2004-03 WB140 - 2N, WB140PS - 2N, WB150 - 2N, WB150AWS - 2N, WB150PS - 2N | 4DLT | 925 | {27} | 153-5710{30} | 153-5700{30} |
| Dozers, Crawler Type | | | | | |
| 2005 D155AX-5 AVANCE, D155AX-5 AVANCE BOSS, D155AX-5B, D155AX-5SL AVANCE | 4D | 1000 | {15} | 153-5710 | — |
| 2005 D155AX-5LT AVANCE, D85EX-15, D85PX- 5 | 4D | 900 | {15} | 153-5710 | 153-5700 |
| 2005 D65PX- 5, D65WX-12, D65WX-15, D85E-21, D85P-21 | 4DLT | 1000 | {15,27} | 153-5710{30} | 153-5700{30} |
| 2005 D87E-2BOSS | 31T | 875 | {15} | 175-4390 | 115-2422 |
| 2005 D87P-2BOSS | 31T | 900 | {15} | 175-4390 | 115-2422 |
| 2002 D375 | 4D | 1000 | | 153-5710 | — |
| D21E-6, D21P-6, D31E-18, D31P-18, D37E-2, D37P-2 | 31T | 750 | {15} | 175-4390 | 175-4370 |
| D375A-1, D475A-1, D355A-5, KBD65E-6 | 8D | 1000 | {15} | 153-5720 | 101-4000 |
| D58E-1, D58P-1, D63E-1, D68E-1, D68P-1, D83E-1 | 8D | 1000 | {15} | 153-5720 | 101-4000 |
| D83P-1, D135A-1, D85P-18 | 8D | 1000 | {15} | 153-5720 | 101-4000 |

{15} Two batteries required. For best results, replace both. {24} OEM Used various size batteries in production. Check original battery for size and correct fit.

{25} Replacement battery is taller than OE. Check height clearance before closing hood or cover.

{27} Check OE CCA requirements. Replacement CCA may not be sufficient.

{30} Replacement battery is wider and taller than OE. Hold-down and/or tray replacement may be necessary.

{49} Best fit estimate. Match to original battery to assure proper fit and polarity. {147} 1 Battery - Dual Battery Opt. {173} Requires 4 batteries.

Industrial, Road & Misc. Equipment KOMATSU

IMPORTANT NOTE: BATTERIES CAN EXPLODE! Always wear safety glasses AND shield eyes when working around batteries. Always check for proper polarity and sufficient terminal clearance BEFORE final installation to avoid dangerous sparks, potential explosion, possible severe personal injury and/or expensive electrical system and/or vehicle/equipment damage or fire.

| MAKE EQUIPMENT TYPE YEAR / MODEL | O.E. BCI NO. | CCA @ ° F | Notes | REPLACEMENT | |
|---|--------------------|-----------------|----------|-------------|----------|
| | | | | Option 1 | Option 2 |
| KOMATSU (Continued) | | | | | |
| Dozers, Wheel Type | | | | | |
| 2004-03 WD600-3 | 4D | 1000 | | 153-5710 | — |
| WD600-1 | 8D | 1000 | {173} | 153-5720 | 101-4000 |
| Dump Trucks, Articulated & Off-Highway | | | | | |
| HA250, HA270, HD325-5 | 31T | 750 | {15} | 175-4390 | 175-4370 |
| HD465-3, HD785-2, HD1200M-1 | 8D | 1000 | {173} | 153-5720 | 101-4000 |
| Excavators | | | | | |
| 2004-03 PC03-2, PC09-1, PC1100 - 6 AVANCE, PC1100LC - 6 AVANCE, PC1100LC - 6MH, PC120 6 AVANCE, PC120 - 6 TIER 2, PC120LC - 6 AVANCE, PC120LC - 6 TIER 2, PC1250 - 7, PC1250LC - 7MH, | 4D | 1000 | | 153-5710 | — |
| 2004-03 PC128US - 2, PC128US - 2 GALEO, PC128UU, PC128UU - 2 AVANCE, PC138USLC - 2, P | 4D | 1000 | | 153-5710 | — |
| 2004-03 PW170ES - 6, PW200 - 7, PW220 - 7 | 4D | 1000 | | 153-5710 | — |
| 1999-96 PC-300LC-3, PC-360LC-3, PC-400LC-3 | 8D | 1000 | {15} | 153-5720 | 101-4000 |
| 1999-96 PC200, PC200LC-3, 200LC-6 -220, PC220LC-3, 220LC-6, 250LC-6, PC280LC-3, 300LC-3, 300LC-6 | 4D | 1000 | {15} | 153-5710 | — |
| 1999-96 PC650-3, PC650LC-3, PC1000-1, PC1000LC-1 | 8D | 1000 | {15} | 153-5720 | 101-4000 |
| 1999-96 PF55L-1, PW210-1 | 31T | 750 | {15} | 175-4390 | 175-4370 |
| 1999-96 PW05-6, PW30-1, PW60-3 | 27F | 370 | {49,147} | 8C-3602 | 3T-5858 |
| PC-80-3 | 27F | 370 | {49} | 8C-3602 | 3T-5858 |
| PC05-6, PC20-5, PC30-5, PC40-5, PC60-5, PC60U-5 | 27F | 370 | {49} | 8C-3602 | 3T-5858 |
| PC120-3, PC150, PC150LC-3, PC180LC-3 | 31T | 750 | {15} | 175-4390 | 175-4370 |
| Graders | | | | | |
| 2004-02 GD555 - 3 LATERRA (Tier 2) | 31T | 780 | {15} | 175-4390 | 115-2422 |
| 1999-83 530A/AW2, 650A/AW2 - GD Series | 31T | 800 | {15} | 175-4390 | 115-2422 |
| 1999 GD515A-1, GD525A-1, GD615A-1, GD625A-1, GD725A-1, GD825A-1 | 31T | 750 | {15} | 175-4390 | 175-4370 |
| 1999 GD750A | 4D | 1000 | {15} | 153-5710 | — |
| Hydraulic Excavators | | | | | |
| 2004-02 PC1400 | 4D | 1000 | | 153-5710 | — |
| 2004-02 PC150 - 6 | 4D | 1000 | | 153-5710 | — |
| 2004-02 PC150LC - 6 | 4D | 1000 | | 153-5710 | — |
| 2004-02 PC158USLC - 2 | 4D | 1000 | | 153-5710 | — |
| 2004-02 PC15MRX - 1 | 4D | 1000 | | 153-5710 | — |
| 2004-02 PC15R - 8E DELUXE | 4D | 1000 | | 153-5710 | — |
| 2004-02 PC160LC - 7 | 4D | 1000 | | 153-5710 | — |
| 2004-02 PC1800 - 6 | 4D | 1000 | | 153-5710 | — |
| 2004-02 PC200 - 7 | 4D | 1000 | | 153-5710 | — |

| MAKE EQUIPMENT TYPE YEAR / MODEL | O.E. BCI NO. | CCA @ ° F | Notes | REPLACEMENT | |
|---|--------------------|-----------------|-------|-------------|----------|
| | | | | Option 1 | Option 2 |
| KOMATSU (Continued) | | | | | |
| Hydraulic Excavators (Continued) | | | | | |
| 2004-02 PC200LC - 6 AVANCE | 4D | 1000 | | 153-5710 | — |
| 2004-02 PC200LC - 7 | 4D | 1000 | | 153-5710 | — |
| 2004-02 PC20MRx - 1 | 4D | 1000 | | 153-5710 | — |
| 2004-02 PC220LC - 6 AVANCE | 4D | 1000 | | 153-5710 | — |
| 2004-02 PC220LC - 7 | 4D | 1000 | | 153-5710 | — |
| 2004-02 PC228USLC 2 AVANCE | 4D | 1000 | | 153-5710 | — |
| 2004-02 PC228USLC 3 AVANCE | 4D | 1000 | | 153-5710 | — |
| 2004-02 PC228USLC 3 E. M.M. S. | 4D | 1000 | | 153-5710 | — |
| 2004-02 PC270LC - 6 AVANCE | 4D | 1000 | | 153-5710 | — |
| 2004-02 PC270LC - 7 | 4D | 1000 | | 153-5710 | — |
| 2004-02 PC27MRx - 1 | 4D | 1000 | | 153-5710 | — |
| 2004-02 PC27R - 8E DELUXE | 4D | 1000 | | 153-5710 | — |
| 2004-02 PC3000 | 4D | 1000 | | 153-5710 | — |
| 2004-02 PC300HD - 6 AVANCE | 4D | 1000 | | 153-5710 | — |
| 2004-02 PC300HD - 7 | 4D | 1000 | | 153-5710 | — |
| 2004-02 PC300HD - 7 MH | 4D | 1000 | | 153-5710 | — |
| 2004-02 PC300HD MH AVANCE | 4D | 1000 | | 153-5710 | — |
| 2004-02 PC300LC - 6 AVANCE | 4D | 1000 | | 153-5710 | — |
| 2004-02 PC300LC - 7 | 4D | 1000 | | 153-5710 | — |
| 2004-02 PC308USLC - 3 | 4D | 1000 | | 153-5710 | — |
| 2004-02 PC35MR - 2 | 4D | 1000 | | 153-5710 | — |
| 2004-02 PC35MRX - 1 | 4D | 1000 | | 153-5710 | — |
| 2004-02 PC35R - 8E DELUXE | 4D | 1000 | | 153-5710 | — |
| 2004-02 PC4000 | 4D | 1000 | | 153-5710 | — |
| 2004-02 PC400HD - 6 AVANCE | 4D | 1000 | | 153-5710 | — |
| 2004-02 PC400LC - 6 AVANCE | 4D | 1000 | | 153-5710 | — |
| 2004-02 PC400LC 6MH AVANCE | 4D | 1000 | | 153-5710 | — |
| 2004-02 PC400LC - 7 | 4D | 1000 | | 153-5710 | — |
| 2004-02 PC40MR - 2 | 4D | 1000 | | 153-5710 | — |
| 2004-02 PC40MRX - 1 | 4D | 1000 | | 153-5710 | — |
| 2004-02 PC450LCD - 6 AVANCE | 4D | 1000 | | 153-5710 | — |
| 2004-02 PC45MRX - 1 | 4D | 1000 | | 153-5710 | — |
| 2004-02 PC50MR - 2 | 4D | 1000 | | 153-5710 | — |
| 2004-02 PC5500 | 4D | 1000 | | 153-5710 | — |
| 2004-02 PC58UU - 3 | 4D | 1000 | | 153-5710 | — |
| 2004-02 PC60 - 7B | 4D | 1000 | | 153-5710 | — |
| 2004-02 PC600LC - 6 AVANCE | 4D | 1000 | | 153-5710 | — |
| 2004-02 PC600LC - 6MH | 4D | 1000 | | 153-5710 | — |
| 2004-02 PC600LC - 7 | 4D | 1000 | | 153-5710 | — |
| 2004-02 PC600LC - 7 MH | 4D | 1000 | | 153-5710 | — |
| 2004-02 PC750 - 6 AVANCE | 4D | 1000 | | 153-5710 | — |
| 2004-02 PC750LC - 6 AVANCE | 4D | 1000 | | 153-5710 | — |
| 2004-02 PC750LC - 6MH | 4D | 1000 | | 153-5710 | — |
| 2004-02 PC750LC - 7 | 4D | 1000 | | 153-5710 | — |
| 2004-02 PC750SE - 6 AVANCE | 4D | 1000 | | 153-5710 | — |
| 2004-02 PC75R - 2 | 4D | 1000 | | 153-5710 | — |
| 2004-02 PC78MR - 6 | 4D | 1000 | | 153-5710 | — |
| 2004-02 PC78US - 6 | 4D | 1000 | | 153-5710 | — |
| 2004-02 PC8000 | 4D | 1000 | | 153-5710 | — |
| 2004-02 PC95R - 2 | 4D | 1000 | | 153-5710 | — |
| 2004-02 PX30MRX - 1 | 4D | 1000 | | 153-5710 | — |
| 2004-02 PX45R - 8E DELUXE | 4D | 1000 | | 153-5710 | — |

Industrial, Road & Misc. Equipment

KOMATSU — LE ROI DIVISION



IMPORTANT NOTE: BATTERIES CAN EXPLODE! Always wear safety glasses AND shield eyes when working around batteries. Always check for proper polarity and sufficient terminal clearance BEFORE final installation to avoid dangerous sparks, potential explosion, possible severe personal injury and/or expensive electrical system and/or vehicle/equipment damage or fire.

| MAKE EQUIPMENT TYPE YEAR / MODEL | O.E. BCI NO. | CCA @ ° F | Notes | REPLACEMENT | |
|---|--------------------|-----------------|-------|-------------|----------|
| | | | | Option 1 | Option 2 |
| KOMATSU (Continued) | | | | | |
| Loaders, Crawler & Wheel Types | | | | | |
| 2004-03 515CH, 520EH, 520CH, 520E, WA1200 - 3, WA120L - 3 AVANCE PLUS, WA150 - 5, WA180 - 3 AVANCE PLUS, WA180PT - 3 AVANCE PLUS, WA200 - 5, WA200PT - 5, WA250 - 5, WA250PT - 5, WA30 - 5, 4D 1000 | | | | 153-5710 | — |
| 2004-03 WA320 - 3 AVANCE PLUS, WA320 - 5, WA380 - 5, WA400 - 5, WA450 - 5, WA480 4D 1000 | | | | 153-5710 | — |
| 1999-96 WA250-3, WA320-1, WA320-3, WA380-1, WA380-3, WA420-1, WA420-3, WA450-1, WA450-3 4D 1000 | | | {15} | 153-5710 | — |
| 1999-96 WA320-1, WA350-1 31T 750 | | | {15} | 175-4390 | 175-4370 |
| 1999-96 WA380-1, WA420-1, WA450-1, WA470-1, WA500-1, WA600-1, WA800-1 8D 1000 | | | {15} | 153-5720 | 101-4000 |
| 1999-96 WA500-1, 600-1 8D 1300 | | | {15} | 153-5720 | 101-4000 |
| D21S-6, D31S-18, D41S-3, D53S-17, D57S-1, D66S-1 31T 750 | | | {15} | 175-4390 | 175-4370 |
| D75S-5, D155S-1 8D 1000 | | | {15} | 153-5720 | 101-4000 |
| WA120-1, WA130-2, WA180-1, WA180-3 31T 1000 | | | {15} | — | — |
| WA20-1, WA30-2, WA40-1, WA70-1, WA120-1, WA120-3, 180-1, 180-3 31T 750 | | | {15} | 175-4390 | 175-4370 |
| Motor Graders | | | | | |
| 2004-02 GD555 - 3 LATERRA 31T 750 | | | {15} | 175-4390 | 175-4370 |
| 2004-02 GD555 - 3 LATERRA (Tier 2) 31T 780 | | | {15} | 175-4390 | 115-2422 |
| Motor Graders - Galion | | | | | |
| 2004-02 830 Series B, 830 Series C, 850 Series B, 850 Series C, 870 Series B, 870 Series C 31T 950 | | | | 175-4390 | 115-2422 |
| Scrapers | | | | | |
| 1999-96 S23-2, WS23S-2 31T 750 | | | {18} | 175-4390 | 175-4370 |
| Shovels | | | | | |
| 2004-02 PC1100 - 6LS 31T 950 | | | | 175-4390 | 115-2422 |
| Wheel Dozers | | | | | |
| 2004-02 WD600 - 3 4D 1000 | | | | 153-5710 | — |
| Wheel Loaders | | | | | |
| 2004-02 515CH 4D 1000 | | | | 153-5710 | — |
| 2004-02 520 EH 4D 1000 | | | | 153-5710 | — |
| 2004-02 520CH 4D 1000 | | | | 153-5710 | — |

| MAKE EQUIPMENT TYPE YEAR / MODEL | O.E. BCI NO. | CCA @ ° F | Notes | REPLACEMENT | |
|--|--------------------|-----------------|-------|-------------|----------|
| | | | | Option 1 | Option 2 |
| KOMATSU (Continued) | | | | | |
| Wheel Loaders (Continued) | | | | | |
| 2004-02 520E 4D 1000 | | | | 153-5710 | — |
| 2004-02 WA1200 - 3 4D 1000 | | | | 153-5710 | — |
| 2004-02 WA120L 3 AVANCE PLUS 4D 1000 | | | | 153-5710 | — |
| 2004-02 WA150 - 5 4D 1000 | | | | 153-5710 | — |
| 2004-02 WA180 3 AVANCE PLUS 4D 1000 | | | | 153-5710 | — |
| 2004-02 WA180PT 3 AVANCE PLUS 4D 1000 | | | | 153-5710 | — |
| 2004-02 WA200 - 5 4D 1000 | | | | 153-5710 | — |
| 2004-02 WA200PT - 5 4D 1000 | | | | 153-5710 | — |
| 2004-02 WA250 - 5 4D 1000 | | | | 153-5710 | — |
| 2004-02 WA250PT - 5 4D 1000 | | | | 153-5710 | — |
| 2004-02 WA30 - 5 4D 1000 | | | | 153-5710 | — |
| 2004-02 WA320 3 AVANCE PLUS 4D 1000 | | | | 153-5710 | — |
| 2004-02 WA320 - 5 4D 1000 | | | | 153-5710 | — |
| 2004-02 WA380 - 5 4D 1000 | | | | 153-5710 | — |
| 2004-02 WA400 - 5 4D 1000 | | | | 153-5710 | — |
| 2004-02 WA450 - 5 4D 1000 | | | | 153-5710 | — |
| 2004-02 WA480 - 5 4D 1000 | | | | 153-5710 | — |
| 2004-02 WA50 - 3 4D 1000 | | | | 153-5710 | — |
| 2004-02 WA500 3 AVANCE PLUS 4D 1000 | | | | 153-5710 | — |
| 2004-02 WA600 3 AVANCE PLUS 4D 1000 | | | | 153-5710 | — |
| 2004-02 WA65 - 3 4D 1000 | | | | 153-5710 | — |
| 2004-02 WA700 - 3 4D 1000 | | | | 153-5710 | — |
| 2004-02 WA700 - 3 With AJSS 4D 1000 | | | | 153-5710 | — |
| 2004-02 WA75 - 3 4D 1000 | | | | 153-5710 | — |
| 2004-02 WA800 - 3 4D 1000 | | | | 153-5710 | — |
| 2004-02 WA900 - 3 4D 1000 | | | | 153-5710 | — |
| 2004-02 WA95 - 3 4D 1000 | | | | 153-5710 | — |
| Wheeled Excavators | | | | | |
| 2004-02 PW170ES - 6 4D 1000 | | | | 153-5710 | — |
| 2004-02 PW200 - 7 4D 1000 | | | | 153-5710 | — |
| 2004-02 PW220 - 7 4D 1000 | | | | 153-5710 | — |
| KUBOTA TRACTOR CORP. | | | | | |
| Additional equipment is listed in the Industrial, Road and Miscellaneous Equipment section | | | | | |
| Excavators | | | | | |
| 2008-05 KX41 - 3 35 | | | | — | — |
| 1999-96 KH18, KH28, KH90 30H 525 | | | | 8C-3627 | 8C-3601 |
| Backhoe Loaders | | | | | |
| 1999-96 KX121-2, 161-2 29H 750 | | | | 8C-3627 | — |
| 1999-96 KX61-2 24 585 | | | | 153-5656 | 3T-5857 |
| LE ROI DIVISION | | | | | |
| DRESSER INDUSTRIES, INC. | | | | | |
| Compressors | | | | | |
| 1994-78 Q186DCE, Q186DDE, D185DJE, D185DPE, Q185GE 31T 625 | | | | 175-4390 | 175-4370 |

- {15} Two batteries required. For best results, replace both. {18} Gr. 31 battery w/ SAE terminal posts.
- {26} Replacement battery is wider than OE. Hold-down and/or tray replacement may be necessary.
- {29} Battery hold-down may need to be replaced and/or modified. Battery cable replacement may be necessary.
- {30} Replacement battery is wider and taller than OE. Hold-down and/or tray replacement may be necessary.
- {31} Replacement battery is longer and wider than OE. Hold-down and/or tray replacement may be necessary.
- {70} Two, Three or Four batteries required. For best results, replace all. {147} 1 Battery - Dual Battery Opt.
- {155} Requires special 6-volt assembly. {173} Requires 4 batteries. {174} Requires 4 or 8 batteries.

Industrial, Road & Misc. Equipment

LE ROI DIVISION — LETOURNEAU-WESTINGHOUSE

IMPORTANT NOTE: BATTERIES CAN EXPLODE! Always wear safety glasses AND shield eyes when working around batteries. Always check for proper polarity and sufficient terminal clearance BEFORE final installation to avoid dangerous sparks, potential explosion, possible severe personal injury and/or expensive electrical system and/or vehicle/equipment damage or fire.

| MAKE EQUIPMENT TYPE YEAR / MODEL | O.E. BCI NO. | CCA @ ° F | Notes | REPLACEMENT | |
|---|--------------------|-----------------|-------|--------------|--------------|
| | | | | Option 1 | Option 2 |
| LE ROI DIVISION (Continued) | | | | | |
| Compressors (Continued) | | | | | |
| 1993-92 HQ750DDC, XQ850DDC, EQ850DDC, Q1000DDC | 31T | 950 | {15} | 175-4390 | 115-2422 |
| 1993-90 Q105DTE, Q125DJE, Q125DTE, Q175DJE | 27 | 650 | | 153-5656 | 8C-3601 |
| 1993-87 Q186DCE, D185DJE, D185DPE, Q185GE, Q185GFE - Optional | 27 | 650 | | 153-5656 | 8C-3601 |
| 1993-87 Q250DPE, Q375DCE, Q75DPC | 27 | 650 | {147} | 153-5656 | 8C-3601 |
| 1993-87 Q750DCC, Q825DKC | 31T | 800 | {15} | 175-4390 | 115-2422 |
| 1993-85 Q1200DCC, HQ1300DCC, Q1600DCC | 31T | 950 | {15} | 175-4390 | 115-2422 |
| 1991-90 Q125GFE, Q125GHE | 24 | 525 | | 153-5656 | 8C-3600 |
| 1991-87 Q100GE, Q105GHE, Q125DE, Q125DPE, Q125GE | 24 | 475 | | 153-5656 | 8C-3600 |
| 1987-83 Q250DPE | 31T | 625 | | 175-4390 | 175-4370 |
| 1987-78 Q260D, Q300D, Q300DE, Q375D, Q375DE, Q375DCE | 31T | 625 | {147} | 175-4390 | 175-4370 |
| 1987-78 Q600DC, Q750D, Q750DC, Q75DPC, Q900D, Q900DC | 31T | 625 | {70} | 175-4390 | 175-4370 |
| 1987-78 Q85DE, Q100GE, Q125D, Q125GE, Q160D, A125DE | 31T | 625 | | 175-4390 | 175-4370 |
| 1985-75 Q1500, Q1500DC | 8D | 900 | {15} | 153-5720 | 101-4000 |
| 1983-81 Q185D, Q185DE | 24F | 525 | | 3T-5858 | 250-0489 |
| 1983-78 Q125G, Q160G, Q175G, Q175DE, Q185G, Q185GE | 22F | 400 | | 3T-5859 | 250-0489 |
| 1982-78 Q85G, Q100GE | 22F | 400 | | 3T-5859 | 250-0489 |
| 1980-58 Q1050SD1, Q1200SD1, Q1200RD2 | 8D | 900 | {15} | 153-5720 | 101-4000 |
| 1979-72 750SD, Q750 | 8D | 900 | {15} | 153-5720 | 101-4000 |
| 1978-60 Q85DG, Q85G, 85RD1, 125RD1 | 30H | 545 | | 8C-3627 | 8C-3601 |
| 1978-58 600SD1, 600SDL, 600RD2, 600SDL, Q600 | 8D | 900 | | 153-5720 | 101-4000 |
| 1978-58 600SD1, 600SDL, 600RD2, 600SDL, Q600 - Optional | 2E | 525 | {15} | 8C-3632(30) | — |
| 1977-66 260SD, 365SD1, 450RD2, 900SD1 | 4D | 640 | | 153-5710 | 153-5700 |
| 1977-64 150RD1, 150RD2, 160RD1, 175, 300 | 30H | 545 | | 8C-3627 | 8C-3601 |
| 1977-60 125RG2, 125U, 125RG1A, 125RG1B, 130RG1B, 150, 160-RG1 | 3EE | 375 | | 8C-3620 | 250-0488(31) |
| 1977-58 85RG1, 125RG1, 125RG2, 125TA | 24 | 300 | | 153-5656 | 8C-3600 |
| 1975-72 75RG1 | 22NF | 280 | | 250-0487(26) | — |
| 1975-59 75RG1, 85G1-E, 125G1-E, 85RG1, 100RG1 | 3EE | 315 | | 8C-3620 | 250-0488(31) |
| 1974-70 170RG2 | 3EE | 305 | | 8C-3620 | 250-0488(31) |
| 1967-63 250RD2, 250RG2 | NA | 525 | {155} | — | — |
| 1967-58 365D2, 365RD2, 6001D2-C | 2E | 525 | {15} | 8C-3632(30) | — |
| 1967-47 150RG2, 160D2, 160G2, 210D2, 210G2 | 1 | 540 | {15} | 8C-3617 | — |

| MAKE EQUIPMENT TYPE YEAR / MODEL | O.E. BCI NO. | CCA @ ° F | Notes | REPLACEMENT | |
|--|--------------------|-----------------|-------|-------------|-------------|
| | | | | Option 1 | Option 2 |
| LETOURNEAU INC. | | | | | |
| Container Handlers | | | | | |
| 1998-76 SST100, ST100 | 31T | 475 | {173} | 175-4390 | 175-4370 |
| 1994-77 2582CH, 2682CH | 4D | 650 | {15} | 153-5710 | 153-5700 |
| Haul Trucks | | | | | |
| 1995-85 Titan 33-15C, 33-15DG, Titan T-2000, T-2240 | 8D | 900 | {70} | 153-5720 | 101-4000 |
| Log Stackers | | | | | |
| 2008-02 4592, 4594, 5092, 5094, 5592, 5594, 6592, 6594, 3592SL | 4D | 650 | {15} | 153-5710 | 153-5700 |
| 2007-66 2594, 2594SS, 2694, 2694SS, 2794, 4594, 5094, 5594, 6594 | 4D | 650 | {15} | 153-5710 | 153-5700 |
| Wheel Dozers | | | | | |
| 1988-78 D-800 | 4D | 650 | {173} | 153-5710 | 153-5700 |
| Wheel Loaders | | | | | |
| 2008-06 L-950 | 4D | 650 | {70} | 153-5710 | 153-5700 |
| 2008-02 L-1350 | 8D | 900 | {70} | 153-5720 | 101-4000 |
| 2008-02 L-1850 | 8D | 900 | {15} | 153-5720 | 101-4000 |
| 2008-02 L-2350 | 8D | 900 | {70} | 153-5720 | 101-4000 |
| 2007-02 L-1000 | 4D | 650 | {70} | 153-5710 | 153-5700 |
| 2007-02 L-1100 | 4D | 650 | {70} | 153-5710 | 153-5700 |
| 2004-02 L-1400 | 8D | 900 | {70} | 153-5720 | 101-4000 |
| 2004-02 L-1800 | 8D | 900 | {70} | 153-5720 | 101-4000 |
| 1998-78 L-1200, L-1400, L-1800 | 8D | 900 | {173} | 153-5720 | 101-4000 |
| 1997-76 L-600, L-800, L-1000, L-1000B, L-1100 | 4D | 650 | {70} | 153-5710 | 153-5700 |
| LETOURNEAU, R. G. | | | | | |
| Industrial Equipment | | | | | |
| 1967-56 All models | 1 | 525 | {174} | 8C-3617 | — |
| LETOURNEAU-WESTINGHOUSE | | | | | |
| See also WESTINGHOUSE AIR BRAKE | | | | | |
| Coal Haulers | | | | | |
| 1967-63 CFA-2, CFA-11, CFA-12 | 30H | 500 | | 8C-3627 | 8C-3601 |
| 1964-59 CFA4, LW-90 | 60 | 325 | | 3T-5857(29) | 3T-5858(29) |
| Dump Trucks | | | | | |
| 1967-60 CFA-3, CFF-3, CFA5, CFA10 (1967), LW-22, LW-27, LW-32 | 8D | 950 | {147} | 153-5720 | 101-4000 |
| 1966-63 BFA-3, BFL-3, CFA-5, CFA-10 | 30H | 500 | | 8C-3627 | 8C-3601 |
| 1965-63 CFA-8, CFA-9 | | | | 8C-3627 | 8C-3601 |
| All w/Air start | 30H | 500 | | 8C-3627 | 8C-3601 |
| 1965-63 CFA-8, CFA-9 w/Electro-start | 8D | 950 | {15} | 153-5720 | 101-4000 |
| 1962-60 LW-60 | 60 | 325 | | 3T-5857(29) | 3T-5858(29) |
| Motor Graders | | | | | |
| 1971-63 All other models | 4 | 800 | {70} | 8C-3633 | — |
| 1968-63 666T - Cummins Diesel | 7D | 900 | {15} | 8C-3635 | 8C-3633 |
| Push Pack C500 | | | | | |
| 1967-63 All models | 8D | 950 | {147} | 153-5720 | 101-4000 |
| Speedpulls & Tournapulls | | | | | |
| 1967-47 All Models - Optional | 1 | 550 | {173} | 8C-3617 | — |
| 1967-47 All models | 8D | 950 | {147} | 153-5720 | 101-4000 |
| Tournatractors | | | | | |
| 1967-53 C, CW | 1 | 550 | {174} | 8C-3617 | — |

Industrial, Road & Misc. Equipment

LIEBHERR-AMERICA, INC. — LIPPMANN-MILWAUKEE, INC.



IMPORTANT NOTE: BATTERIES CAN EXPLODE! Always wear safety glasses AND shield eyes when working around batteries. Always check for proper polarity and sufficient terminal clearance BEFORE final installation to avoid dangerous sparks, potential explosion, possible severe personal injury and/or expensive electrical system and/or vehicle/equipment damage or fire.

| MAKE EQUIPMENT TYPE YEAR / MODEL | O.E. CCA BCI @ NO. ° F | Notes | REPLACEMENT | | MAKE EQUIPMENT TYPE YEAR / MODEL | O.E. CCA BCI @ NO. ° F | Notes | REPLACEMENT | |
|--|------------------------------|-------|-------------|----------|---|------------------------------|-------|-------------|----------|
| | | | Option 1 | Option 2 | | | | Option 1 | Option 2 |
| LIEBHERR-AMERICA, INC. | | | | | LIEBHERR-AMERICA, INC. (Continued) | | | | |
| Crawler Cranes | | | | | Wheeled Excavators (Continued) | | | | |
| 2004-03 843, 855, 873, 885, 895, 1130, 1160, 1200, 1280, 1750, 1800, 11200, 1350/1, 1400/2, 1400/2 - VW, HS833, LR1100 | 4D 1000 | | 153-5710 | — | 2008-02 A 954 B HD Litronic, A 974 B Litronic, R 317 Litronic | 4D 1000 | | 153-5710 | — |
| 2004-02 11200 | | | | | LINCOLN ELECTRIC CO. | | | | |
| 2004-02 1130 | | | | | Electric Arc Welders | | | | |
| 2004-02 1160 | | | | | 1995-80 Ranger 8, 9 U1 235 8C-3636 — | | | | |
| 2004-02 1200 | | | | | 1995-62 DC-225/3AS, AC150, Weldmanpower 150, AC/DC U1 220 {147} 8C-3636 — | | | | |
| 2004-02 1280 | | | | | 1993-87 B & S G7, Onan G7, G9 Pro U1 235 8C-3636 — | | | | |
| 2004-02 1350/1 | | | | | 1993-86 Weldmanpower 225 AC/210 DC, 250 AC/DC 24 600 153-5656 3T-5857 | | | | |
| 2004-02 1400/2 | | | | | 1993-83 Perkins 3.09 D10, Pro, Deutz 350 Amp Diesel 24 600 153-5656 3T-5857 | | | | |
| 2004-02 1400/2 - W | | | | | 1993-80 SAE-400 24 600 {147} 153-5656 3T-5857 | | | | |
| 2004-02 1750 | | | | | 1993-76 SA-250 24 650 127-0826 127-0824 | | | | |
| 2004-02 1800 | | | | | 1993-70 SAM-400, SAM-600 4 655 8C-3633 — | | | | |
| 2004-02 HS833 | | | | | 1993-52 SA-200, SAF-300, SAE-300, SAE-400 24 340 153-5656 8C-3600 | | | | |
| 2004-02 LR1100 | | | | | 1993-52 SA-200, SAF-300, SAE-300, SAE-400 - Optional 2 630 {15} 153-5690 8C-3629 | | | | |
| Crawler Excavators | | | | | 1989-64 SAM-400 24 280 153-5656 8C-3600 | | | | |
| 2004-03 R 900 C Litronic, R 904 C Litronic, R 914 B Litronic, R 924 B Litronic, R 934 B Litronic, R 944 B Litronic, R 954 B Litronic, R 964 B Litronic, R 974 B Litronic, R 984 C, R 994 B Litronic, R 994 Litro | 4D 1000 | | 153-5710 | — | 1985-80 SAE-400 - Optional 30H 380 8C-3627 8C-3601 | | | | |
| Excavators | | | | | 1985-80 SAM-400 - Optional 30H 380 8C-3627 8C-3601 | | | | |
| 1983-77 A/R 902, A/R 912, A/R 922, A/R 932, A/R 942, R982, 991 | 4D 840 | {15} | 153-5710 | 153-5700 | 1984-81 SAE-300, SAE-350 30H 380 8C-3627 8C-3601 | | | | |
| Mining Trucks | | | | | 1980-62 AC-225/5AS 53 280 250-0488{26} — | | | | |
| 2004-03 T 252, T 262, T 282 B | 4D 1000 | | 153-5710 | — | 1975-66 SAE-600 29NF 300 250-0487{26} — | | | | |
| Mobile Cranes | | | | | 1965-61 SAE-600 32N 335 250-0487{26} — | | | | |
| 2008-02 1750, 1800, 1045 - 3.1, 1055 - 3.1, 1060 / 2, 1070 - 4.1, 1090 - 4.1, 1100 - 4.1, 1100 - 5.1, 115-0 - 5.1, 1220 - 5.1, 1250 - 6.1, 1300 - 6.1, 1400 - 7.1, 1500 - 8.1, LG 1550, LTC 1055 - 3.1, LTM 1030 | 4D 1000 | | 153-5710 | — | Welder/Generator | | | | |
| Wheeled Excavators | | | | | 2008-02 Ranger 10,000, 250, 3 Phase, 305G, GTX 58 435 175-4280 8C-3612 | | | | |
| 2008-02 A 309 Litronic, A 311 Litronic, A 312 Litronic, A 314 Litronic, A 316 Litronic, A 900 C Litronic, A 900 ZW, A 904 C Litronic, A 914 B Litronic, A 924 B Litronic, A 934 B Litronic, A 944 B HD Litronic | 4D 1000 | | 153-5710 | — | 2004-03 SAE - 400, SAE - 400 Severe Duty 58 550 8C-3612 — | | | | |
| All Portable Equipment | | | | | 2004-02 Ranger 305D 58 550 8C-3612 — | | | | |
| LINDE LULL CORP. | | | | | Diesel/LPG Forklifts | | | | |
| Diesel/LPG Forklifts | | | | | 2008-02 H100, H16, H18, H20, H20/600CD, H20/600CT, H25CT/60D, H460, H80/900 31T 950 175-4390 115-2422 | | | | |
| LIPPMANN-MILWAUKEE, INC. | | | | | Crushing Equipment | | | | |
| All Portable Equipment | | | | | 2004-02 HSL13, HSL15, HSL19, HSL24, HSL26, HSL6, HSL8, LJD1240, LJD1430, LJD1925, LJD460, LJD760, LJD915, LLD140, LLD190, LLD200, LLD250, LLD275, LLD35, LLD400, LLD410, LLD95, LLG140N, LLG140P, LLG185N, LLG18 4D 640 153-5710 153-5700 | | | | |
| Crushing Equipment | | | | | 1990-87 24-Volt - Diesel 8D 1100 {15} 153-5720 101-4000 | | | | |
| All Portable Equipment | | | | | 1987-78 Thru 8-cyl., 12- & 16-cyl.4D 640 {173} 153-5710 153-5700 | | | | |

{15} Two batteries required. For best results, replace both. {26} Replacement battery is wider than OE. Hold-down and/or tray replacement may be necessary.
 {29} Battery hold-down may need to be replaced and/or modified. Battery cable replacement may be necessary.
 {30} Replacement battery is wider and taller than OE. Hold-down and/or tray replacement may be necessary.
 {49} Best fit estimate. Match to original battery to assure proper fit and polarity. {147} 1 Battery - Dual Battery Opt. {173} Requires 4 batteries.

Industrial Equipment

Industrial, Road & Misc. Equipment

LISTER PETTER, INC. — LONG MFG. N.C., INC.

IMPORTANT NOTE: BATTERIES CAN EXPLODE! Always wear safety glasses AND shield eyes when working around batteries. Always check for proper polarity and sufficient terminal clearance BEFORE final installation to avoid dangerous sparks, potential explosion, possible severe personal injury and/or expensive electrical system and/or vehicle/equipment damage or fire.

| MAKE EQUIPMENT TYPE YEAR / MODEL | O.E. BCI NO. | CCA @ ° F | Notes | REPLACEMENT | |
|--|--------------------|-----------------|-------|-------------|--------------|
| | | | | Option 1 | Option 2 |
| LISTER PETTER, INC. | | | | | |
| Formerly LISTER DIESEL, INC. & WITTE ENGINES CORPORATION | | | | | |
| Generator Sets | | | | | |
| 2008-02 LJD1240, LJD1430, LJD1925, LJD460, LJD760, LJD915, LLD410, LLG140N, LLG140P, LLG185N, LLG185P, LLG80N, LLG80P | 4D | 1000 | | 153-5710 | — |
| Natural Gas Power Plants | | | | | |
| 1991-82 HR2G | 27 | 360 | | 153-5656 | 8C-3601 |
| 1991-82 HR2G - Optional | 30H | 490 | | 8C-3627 | 8C-3601 |
| 1991-80 HR3G | 30H | 490 | | 8C-3627 | 8C-3601 |
| 1991-80 HR3G - Optional | 4D | 635 | | 153-5710 | 153-5700 |
| Power Units and Generator Plants | | | | | |
| 1967-65 Heavy-Duty | 4D | 790 | | 153-5710 | 153-5700 |
| 1967-65 Standard | 24 | 340 | | 153-5656 | 8C-3600 |
| 1964-54 100, 120 | 2B | 455 | | 8C-3624(26) | 250-0473(26) |
| Stationary & Portable Power Plants | | | | | |
| 1999-94 CD6, CDT6 | NA | 950 | | — | — |
| 1999-94 CDT4, CD4 | NA | 735 | | — | — |
| 1999-88 LPW 2/3/4, LPWS 2/3/4 | 24F | 700 | | 250-0486 | 127-0826 |
| 1999-88 LPW 2/3/4, LPWS 2/3/4 - Optional | 27 | 550 | | 153-5656 | 8C-3601 |
| 1999-86 CRK3 | 30H | 570 | | 8C-3627 | 127-0826(29) |
| 1999-86 CRK3 - Optional | 4D | 635 | | 153-5710 | 153-5700 |
| 1999-85 TR1 | 24F | 550 | | 3T-5858 | 250-0489 |
| 1999-85 TS1 | 24F | 650 | | 3T-5858 | 250-0486 |
| 1999-83 TR2/3, TS2/3, TX2/3 | 24F | 850 | {49} | 127-0826 | 127-0824 |
| 1999-83 TR2/3, TS2/3, TX2/3 - Optional | 27 | 700 | {49} | 8C-3601 | 250-0486 |
| 1999-75 AA1, AC1, AC2, AD1, AD2, LPA, LPW, LPWS2/3/4 | 24F | 280 | | 3T-5858 | 250-0489 |
| 1999-75 AA1, AC1, AC2, AD1, AD2, LPA, LPW, LPWS2/3/4 - Optional | 27 | 360 | | 153-5656 | 8C-3601 |
| 1999-75 LT1, LT2, LV1, LV2, PH1/2, PH1/2W, P600/1/2/3 | 24F | 280 | | 3T-5858 | 250-0489 |
| 1999-75 LT1, LT2, LV1, LV2, PH1/2, PH1/2W, P6001/2/3 - Optional | 27 | 360 | | 153-5656 | 8C-3601 |
| 1998-88 LPA 2/3 | 24F | 650 | | 3T-5858 | 250-0486 |
| 1998-88 LPA 2/3 - Optional | 27 | 550 | | 153-5656 | 8C-3601 |
| 1997-72 ST1, ST2, ST3, TL2/3, TR1/2/3 | 24F | 280 | | 3T-5858 | 250-0489 |
| 1997-72 ST1, ST2, ST3, TL2/3, TR1/2/3 - Optional | 27 | 360 | | 153-5656 | 8C-3601 |
| 1995-86 CR3, CRK3, HL3, HR3 | 30H | 490 | | 8C-3627 | 8C-3601 |
| 1995-86 CR3, CRK3, HL3, HR3 - Optional | 4D | 635 | | 153-5710 | 153-5700 |
| 1993-68 CS4, CS6, CST6, HL4, HL6, HLT6, HR4, HR6, HS6 | 4D | 635 | {147} | 153-5710 | 153-5700 |
| 1991-68 HR2 | 27 | 360 | | 153-5656 | 8C-3601 |
| 1991-68 HR2 - Optional | 30H | 490 | | 8C-3627 | 8C-3601 |
| | 4D | 635 | | 153-5710 | 153-5700 |
| 1987-70 JA6, JAS6 | 6D | 750 | {147} | 153-5710 | 153-5700 |
| 1986-75 PJ3/4 | 27 | 360 | | 153-5656 | 8C-3601 |
| 1986-75 PJ3/4 - Optional | 30H | 490 | | 8C-3627 | 8C-3601 |

| MAKE EQUIPMENT TYPE YEAR / MODEL | O.E. BCI NO. | CCA @ ° F | Notes | REPLACEMENT | |
|--|--------------------|-----------------|-------|--------------|--------------|
| | | | | Option 1 | Option 2 |
| LITTLE GIANT CRANE & SHOVEL, INC. | | | | | |
| Cranes, Shovels, Backhoes | | | | | |
| 2008-02 6430, 64 Carrier Mounted SPR48, 64 Crawler SPR64 | 8D | 1400 | | 153-5720 | 250-0473 |
| 2006-02 64 Trakrane - 48 - 67R | 8D | 1400 | | 153-5720 | 250-0473 |
| 1993-85 64 Carrier, 7.5MT | 8D | 1170 | | 153-5720 | 101-4000 |
| 1993-76 64, Tele Max 90 | 4D | 805 | | 153-5710 | 153-5700 |
| 1993-68 Combo 48 Bull of the Woods), 8, 10, 34TX, 34TXR | 4D | 805 | | 153-5710 | 153-5700 |
| 1993-66 C-64, 18TRT, 32, 32R, C-32, SP-32 | 4D | 805 | | 153-5710 | 153-5700 |
| 1993-65 32, 48 Crane Carrier Optional | 8D | 1170 | | 153-5720 | 101-4000 |
| 1993-65 48R, SP-48, C-48, 16 (Bullet) - GM | 4D | 805 | | 153-5710 | 153-5700 |
| 1993-65 Workcrane SPR-48, SPR-64 | 8D | 1170 | | 153-5720 | 101-4000 |
| 1990-75 Ford | 30H | 380 | | 8C-3627 | 8C-3601 |
| 1990-60 L, Combo 12, 32, 48 | 30H | 380 | | 8C-3627 | 8C-3601 |
| Early Models | | | | | |
| 1971-46 All | 30H | 380 | | 8C-3627 | 8C-3601 |
| Generator Sets | | | | | |
| 2004 LJD1240 | 4D | 1000 | | 153-5710 | — |
| LITTLEFORD BROS. | | | | | |
| Asphalt Plants & Brooms | | | | | |
| 1967-56 All models | 24 | 525 | | 153-5656 | 8C-3600 |
| Compactors | | | | | |
| 1965-63 SE-50 | 8D | 950 | | 153-5720 | 101-4000 |
| Distributors, Pressure & Maintenance | | | | | |
| 1967-58 All models | 24 | 525 | | 153-5656 | 8C-3600 |
| Patchers and Vibrators | | | | | |
| 1967-54 700, D-54V | 24 | 525 | | 153-5656 | 8C-3600 |
| Pavers and Rollers | | | | | |
| 1967-58 125, 125V | 22F | 220 | | 3T-5859 | 250-0489 |
| 1967-58 160 | 1 | 525 | | 8C-3617 | — |
| 1967-58 All other models | 24 | 525 | | 153-5656 | 8C-3600 |
| 1967-58 All other models Optional | 27 | 375 | | 153-5656 | 8C-3601 |
| 1967-58 Model BPF, 308A | 24 | 525 | | 153-5656 | 8C-3600 |
| LOG HOG MANUFACTURING, INC. | | | | | |
| Formerly DUNHAM MFG. CO., INC. | | | | | |
| Knuckle Boom Log Loaders | | | | | |
| 1992-77 All models | 4DLT | 760 | | 153-5710(30) | 153-5700(30) |
| Skidding Tractors | | | | | |
| 1989-77 546, 660, 760, 760-4WD, XTR50, XTR60, XTR70 | 4DLT | 760 | | 153-5710(30) | 153-5700(30) |
| 1979-75 531 | 30H | 545 | | 8C-3627 | 8C-3601 |
| 1979-66 440, 441, 500, 501, 515 | 4DLT | 760 | | 153-5710(30) | 153-5700(30) |
| 1977-74 PH-97 | 24 | 280 | {15} | 153-5656 | 8C-3600 |
| 1977-74 S-97D, PS-130, S-130D | 4D | 635 | {147} | 153-5710 | 153-5700 |
| LONG MFG. N.C., INC. | | | | | |
| Crawler Tractors | | | | | |
| 1997-91 2260, 2310, 2360, 2460, 2510, 2610 | 30H | 650 | | 8C-3627 | 127-0826(29) |
| 1986-79 All 460, 510 & 610 Models | 30H | 510 | | 8C-3627 | 8C-3601 |

Industrial, Road & Misc. Equipment

LONGYEAR CO. — MANITOWOC CRANES, INC.



IMPORTANT NOTE: BATTERIES CAN EXPLODE! Always wear safety glasses AND shield eyes when working around batteries. Always check for proper polarity and sufficient terminal clearance BEFORE final installation to avoid dangerous sparks, potential explosion, possible severe personal injury and/or expensive electrical system and/or vehicle/equipment damage or fire.

| MAKE EQUIPMENT TYPE YEAR / MODEL | O.E. BCI NO. | CCA @ ° F | Notes | REPLACEMENT | |
|--|--------------------|-----------------|-------|-------------|----------|
| | | | | Option 1 | Option 2 |
| LONGYEAR CO. | | | | | |
| Drills & Pumps | | | | | |
| 1986-80 Hydra-Core 28 | 24 | 450 | | 153-5656 | 8C-3600 |
| 1986-62 24, 320, 335, 520, 535, 835 | 30H | 520 | | 8C-3627 | 8C-3601 |
| 1986-62 34 | 27 | 450 | | 153-5656 | 8C-3601 |
| 1986-62 38, 44, HC-150, Hydro 44 4D | 850 | | | 153-5710 | 153-5700 |

| MAKE EQUIPMENT TYPE YEAR / MODEL | O.E. BCI NO. | CCA @ ° F | Notes | REPLACEMENT | |
|--|--------------------|-----------------|----------|-------------|-------------|
| | | | | Option 1 | Option 2 |
| LULL CORPORATION | | | | | |
| 10 Ton Pipe & Log Loader | | | | | |
| 1996-91 2044B - Diesel | 31T | 925 | {15} | 175-4390 | 115-2422 |
| 1990-72 4-71, 2044 - Diesel | 8D | 1000 | | 153-5720 | 101-4000 |
| 1975-66 Chrysler | 4D | 700 | | 153-5710 | 153-5700 |
| 15 Ton Pipe Handler | | | | | |
| 1996-95 644B, 844C | 31T | 625 | {147} | 175-4390 | 175-4370 |
| 1996-89 3044 - Diesel | 31T | 925 | {15} | 175-4390 | 115-2422 |
| DynaLogger Pole Handling Unit | | | | | |
| 1981-75 4-71 | 8D | 900 | | 153-5720 | 101-4000 |
| 1975-64 Chrysler | 4D | 700 | | 153-5710 | 153-5700 |
| Early Models | | | | | |
| 1967-64 All models | 60 | 235 | | 3T-5857(29) | 3T-5858(29) |
| High Lift Fork Loaders | | | | | |
| 1994-86 522 - Diesel | 31T | 925 | {165} | 175-4390 | 115-2422 |
| 1993-92 1522 - Diesel, Turbo | 31T | 925 | | 175-4390 | 115-2422 |
| 1993-92 622B, 644 - Diesel | 31T | 925 | | 175-4390 | 115-2422 |
| 1993-89 824B, 844B - Diesel, Turbo | 31T | 925 | {147} | 175-4390 | 115-2422 |
| 1992-91 Falcon 600 | 31T | 925 | {147} | 175-4390 | 115-2422 |
| 1992-85 644, 824, 824B, 1044B - Diesel, Turbo | 4 | 940 | {15} | 8C-3633 | — |
| 1991-86 522, 544, 622, 622B - Diesel | 4 | 940 | {15,172} | 8C-3633 | — |
| 1991-75 844, 1044, 1522 - Diesel, Turbo | 4 | 940 | {15} | 8C-3633 | — |
| 1988-79 544, 622, 644 - Diesel | 2 | 590 | {15} | 153-5690 | 8C-3629 |
| 1987-84 844 - Diesel | 2 | 590 | {15} | 153-5690 | 8C-3629 |
| 1983-81 2094 | 8D | 1000 | | 153-5720 | 101-4000 |
| 1983-80 422 | 60 | 370 | | 3T-5857(29) | 3T-5858(29) |
| 1983-80 422 - Diesel | 2 | 590 | {15} | 153-5690 | 8C-3629 |
| 1983-64 7C1, 7C2, 4D3, 4D4, 4D4B, 400, 4D4 | 60 | 370 | | 3T-5857(29) | 3T-5858(29) |
| 1981-76 544, 644, 844 | 24 | 355 | | 153-5656 | 8C-3600 |
| 1971-65 Loader - 4WVD | 4D | 700 | | 153-5710 | 153-5700 |

| M-R-S MANUFACTURING | | | | | |
|--|-----|-----|----------|----------|--------------|
| Additional equipment listed in the Farm Equipment section. | | | | | |
| Industrial Tractors | | | | | |
| 1980-72 I-90S, I-95S, I-100S, I-105S, I-110S | 8D | 845 | {147} | 153-5720 | 101-4000 |
| 1980-65 I-120, I-115S | 8D | 845 | {147} | 153-5720 | 101-4000 |
| 1980-59 250 | 24 | 500 | {15,168} | 153-5656 | 8C-3600 |
| 1970-64 I-80S, I-80T | 30H | 580 | {15} | 8C-3627 | 127-0826(29) |
| 1967-63 200 - Cummins Diesel | 24 | 500 | | 153-5656 | 8C-3600 |
| 1967-63 A-80, A-80B, A-80CS, A-90, A-90B, A-100, A-105 | 30H | 580 | {147} | 8C-3627 | 127-0826(29) |
| 1967-63 I-90, I-100, I-105, I-110 | 30H | 580 | {173} | 8C-3627 | 127-0826(29) |
| 1967-52 125, 150, 150C, 190 | 8D | 950 | {147} | 153-5720 | 101-4000 |
| 1962-61 A-90, A-95, A-100, A-105 | 6TL | 600 | | — | — |

| MAKE EQUIPMENT TYPE YEAR / MODEL | O.E. BCI NO. | CCA @ ° F | Notes | REPLACEMENT | |
|--|--------------------|-----------------|-------|-------------|----------|
| | | | | Option 1 | Option 2 |
| M-R-S MANUFACTURING (Continued) | | | | | |
| Industrial Tractors (Continued) | | | | | |
| 1962-61 I-90, I-100, I-105, I-110 | 6TL | 600 | | — | — |
| 1959-56 250 - Electric Start | 9D | 1200 | {175} | — | — |
| 1959-54 200 - Cummins Diesel | 8D | 950 | {15} | 153-5720 | 101-4000 |
| 1958-56 250 | 8D | 950 | {168} | 153-5720 | 101-4000 |
| 1953-52 72 | 3 | 645 | | 8C-3629 | 8C-3617 |
| 1952 125, 150 | 7D | 850 | {15} | 8C-3635 | 8C-3633 |

| MAC DON INDUSTRIES LTD. | | | | | |
|--------------------------------|----|-----|--|----------|---------|
| Windrowers | | | | | |
| 2007 3020 Pull Type | 27 | 620 | | 153-5656 | 8C-3601 |
| 2007 9250 | 27 | 620 | | 153-5656 | 8C-3601 |
| 2007 93521 | 27 | 620 | | 153-5656 | 8C-3601 |

| MACHINERY DISTRIBUTION, INC. | | | | | |
|--|-----|-----|-------|--------------|----------|
| MITSUBISHI HEAVY INDUSTRIES | | | | | |
| Excavators | | | | | |
| 1987-81 MS120-2, 8, MS180-3, MS180LC-8, MS240LC-8 | 4D | 830 | {15} | 153-5710 | 153-5700 |
| 1987-81 MS230LC-3, MS280-2, MS300LC-8, MS380-2 | 8D | 980 | {15} | 153-5720 | 101-4000 |
| 1987-81 MS450-8, MS580, MS1600 | 8D | 980 | {70} | 153-5720 | 101-4000 |
| Forklift | | | | | |
| 20, 25, 30, 35, 50, 500 | 24 | 500 | {147} | 153-5656 | 8C-3600 |
| Motor Graders & Wheel Loaders (Best fit estimate) | | | | | |
| 1987-85 WS200A | 27 | 340 | | 153-5656 | 8C-3601 |
| 1987-81 WS400, WS500 | 45 | 300 | {15} | 250-0488(26) | — |
| 1987-80 MG100, MG150 | 30H | 360 | {15} | 8C-3627 | 8C-3601 |
| 1987-79 MG300, MG400, MG500 | 4D | 550 | {15} | 153-5710 | 153-5700 |

| MANITOWOC CRANES, INC. | | | | | |
|---|------|------|-------|--------------|----------|
| Formerly MANITOWOC ENGINEERING CO. | | | | | |
| See also BAY CITY-MANITOWOC | | | | | |
| Lattice Boom Truck Cranes | | | | | |
| 2008-02 222 Wagon Crane | 8D | 1400 | | 153-5720 | 250-0473 |
| 2008-02 2250T | 8D | 1400 | | 153-5720 | 250-0473 |
| 2007-02 777T | 8D | 1400 | | 153-5720 | 250-0473 |
| Crawler Cranes | | | | | |
| 2008-02 111, 180, 222, 555, 777, 999, 1015, 2250, 5000, 5500, 8000, 8500, 10000, 12000, 15000, 18000, 21000 | 8D | 1400 | | 153-5720 | 250-0473 |
| 2007-06 11000, 16000 | 8D | 1400 | | 153-5720 | 250-0473 |
| 2000-95 777, 888, 888r, 2100, 2250 | 8D | 1100 | {15} | 153-5720 | 101-4000 |
| 1995-92 M-85W, M-250, M-1200R | 8D | 1100 | {147} | 153-5720 | 101-4000 |
| 1995-75 6000W, 6400W, 7000W | 8D | 1100 | {15} | 153-5720 | 101-4000 |
| 1995-75 All others | 29NF | 350 | {15} | 250-0487(26) | — |
| 1995-75 pilot house | 8D | 1100 | {15} | 153-5720 | 101-4000 |
| 1995-73 2900WC, 3000W, 3600, 3900 | 8D | 1100 | {15} | 153-5720 | 101-4000 |
| 1995-62 3900W, 4000W, 4100W, 4600-Series 1, 4600-Series 3, 4600-Series 4 | 8D | 1100 | {15} | 153-5720 | 101-4000 |

{15} Two batteries required. For best results, replace both. {26} Replacement battery is wider than OE. Hold-down and/or tray replacement may be necessary.

{29} Battery hold-down may need to be replaced and/or modified. Battery cable replacement may be necessary.

{31} Replacement battery is longer and wider than OE. Hold-down and/or tray replacement may be necessary.

{70} Two, Three or Four batteries required. For best results, replace all. {147} 1 Battery - Dual Battery Opt.

{165} 12-Volt. {168} Air start. {172} 6-Volt. {173} Requires 4 batteries. {175} Requires 1 or 5 batteries.

Industrial, Road & Misc. Equipment

MANITOWOC CRANES, INC. — MELROE COMPANY

IMPORTANT NOTE: BATTERIES CAN EXPLODE! Always wear safety glasses AND shield eyes when working around batteries. Always check for proper polarity and sufficient terminal clearance BEFORE final installation to avoid dangerous sparks, potential explosion, possible severe personal injury and/or expensive electrical system and/or vehicle/equipment damage or fire.

| MAKE EQUIPMENT TYPE YEAR / MODEL | O.E. BCI NO. | CCA @ ° F | Notes | REPLACEMENT | |
|--|--------------------|-----------------|-------|--------------|----------|
| | | | | Option 1 | Option 2 |
| MANITOWOC CRANES, INC. (Continued) | | | | | |
| Crawler Cranes (Continued) | | | | | |
| 1992-91 M-85W | 31T | 950 | {70} | 175-4390 | 115-2422 |
| 1992-89 M-50W, M-65W, M-80W, M-85W - Optional | 31T | 950 | {15} | 175-4390 | 115-2422 |
| 1992-85 M-50W, M-65W, M-80W, M-85W | 8D | 1100 | | 153-5720 | 101-4000 |
| 1972-58 2000-B, 2300, 3000, 3000-A, 300-B, 3100, 3400, 3500, 3600, 3900, 4000, 4100 | 8D | 935 | {15} | 153-5720 | 101-4000 |
| 1972-52 1600, 4500 - Cummins | 2 | 545 | | 153-5690 | 8C-3629 |
| 1972-52 1600, 4500 Most other Eng | 8D | 935 | {147} | 153-5720 | 101-4000 |
| Hoist Cranes | | | | | |
| 1995-67 36' & 60' Platform Ringer, 290, 390, 560 | 8D | 1100 | {15} | 153-5720 | 101-4000 |
| 1992-66 Air Start for all | 29NF | 350 | {15} | 250-0487(26) | — |
| Trucks Cranes/Carriers | | | | | |
| 2000-92 M250T, 777T | 8D | 1100 | {15} | 153-5720 | 101-4000 |
| 1992-64 2900T, 3900T | 8D | 1100 | {15} | 153-5720 | 101-4000 |
| 1991-85 M80W, M100T | 8D | 1100 | {15} | 153-5720 | 101-4000 |
| 1972-56 2800, 2900 - Other Eng | 8D | 935 | {147} | 153-5720 | 101-4000 |
| 1972-56 2800, 2900 Cummins Diesel | 2 | 545 | {70} | 153-5690 | 8C-3629 |
| MARATHON LETOURNEAU CO. | | | | | |
| See Letourneau Co. | | | | | |
| Haul Trucks | | | | | |
| 1991-85 Titan 33-15C, 33-15D, T-2000, T-2240 | 8D | 900 | {70} | 153-5720 | 101-4000 |
| Log Stackers & Wheel Dozers | | | | | |
| 1991-66 2594, 2594SS, 2694, 2694SS, 2794, 5594, 6594, D-800 | 4D | 650 | {70} | 153-5710 | 153-5700 |
| Wheel Loaders | | | | | |
| 1991-82 L-1000, L-1000B, L-1100 | 4D | 650 | {173} | 153-5710 | 153-5700 |
| 1991-78 L-1200, L-1400 | 8D | 900 | {173} | 153-5720 | 101-4000 |
| 1988-76 L-600, L-800 | 4D | 650 | {70} | 153-5710 | 153-5700 |
| MARION | | | | | |
| Air Compressors | | | | | |
| 1967-64 183M | 24 | 375 | | 153-5656 | 8C-3600 |
| Excavators & Power Shovels | | | | | |
| 1967-62 65M-75M | 8D | 950 | {147} | 153-5720 | 101-4000 |
| 1967-58 362 w/Cat. D-13000 Eng | 2 | 525 | | 153-5690 | 8C-3629 |
| 1967-58 362, 372 | 8D | 950 | {147} | 153-5720 | 101-4000 |
| 1967-58 372 w/Cat. D-13000 Eng | 2 | 525 | | 153-5690 | 8C-3629 |
| 1967-58 43M | 8D | 950 | {147} | 153-5720 | 101-4000 |
| 1967-58 43M w/Cat D318 ('59-58) | 2 | 525 | | 153-5690 | 8C-3629 |
| 1967-58 43M w/Cat D318 ('67-60) | 1 | 525 | | 8C-3617 | — |
| 1965-52 83M w/Buda Cat. D-375 Eng | 1 | 525 | | 8C-3617 | — |
| 1965-52 w/Buda 6DC-1879 & 6DCB-1742 ('59-52) | 2 | 525 | | 153-5690 | 8C-3629 |
| 1965-52 w/Cat D337F & DD Twin 6-71 Eng | 8D | 950 | {147} | 153-5720 | 101-4000 |
| 1965-52 w/Cat. D353 Eng | 24 | 375 | | 153-5656 | 8C-3600 |
| 1965-52 w/Cummins V-12525 & VT-1200 | 7D | 900 | {175} | 8C-3635 | 8C-3633 |
| 1965-52 w/other Cummins | 8D | 950 | {15} | 153-5720 | 101-4000 |

| MAKE EQUIPMENT TYPE YEAR / MODEL | O.E. BCI NO. | CCA @ ° F | Notes | REPLACEMENT | |
|---|--------------------|-----------------|-------|--------------|--------------|
| | | | | Option 1 | Option 2 |
| MASSEY-FERGUSON INDUSTRIES, LTD. | | | | | |
| Additional equipment listed in the Farm Equipment section. | | | | | |
| Crawler Tractors | | | | | |
| 1968-65 MF-2244 | 30H | 545 | | 8C-3627 | 8C-3601 |
| Industrial Wheel Tractors | | | | | |
| 1982-76 MF-20C, MF-30B | 24 | 470 | | 153-5656 | 8C-3600 |
| 1982-76 MF-20C, MF-30B - Optional | 30H | 545 | | 8C-3627 | 8C-3601 |
| 1982-76 MF-40B | 30H | 545 | | 8C-3627 | 8C-3601 |
| 1982-76 MF-40B - Optional | 27 | 580 | | 153-5656 | 8C-3601 |
| 1982-76 MF-50C | 4D | 775 | | 153-5710 | 153-5700 |
| 1982-76 MF-50C - Optional | 24 | 470 | {15} | 153-5656 | 8C-3600 |
| 1981-78 MF-60 | 24 | 525 | {15} | 153-5656 | 8C-3600 |
| Shovel Loaders | | | | | |
| 1974-64 470 | 30H | 550 | | 8C-3627 | 8C-3601 |
| 1974-64 470 - Diesel | 4D | 775 | | 153-5710 | 153-5700 |
| 1963-62 MF-365 - Diesel, Gas | 30H | 475 | | 8C-3627 | 8C-3601 |
| 1962 MF-365 - Gas, Optional | 24 | 265 | | 153-5656 | 8C-3600 |
| 1961-59 1001 | 3EE | 375 | | 8C-3620 | 250-0488(31) |
| MASTER CONSOLIDATED CORP. | | | | | |
| Riding Trowels | | | | | |
| 1985-74 RF3B3, RF2B4 | U1 | 220 | | 8C-3636 | — |
| MAXON | | | | | |
| MARINE INDUSTRIES, INC. | | | | | |
| Concrete Spreaders | | | | | |
| 1974-58 DS-1, DS-2, 20-C, 20-D, 20-S - GM Eng | 4D | 790 | | 153-5710 | 153-5700 |
| 1974-58 DS-1, DS-2, 20-C, 20-D, 20-S - Ford engine, Cont engine | 24 | 375 | | 153-5656 | 8C-3600 |
| MELROE COMPANY | | | | | |
| Formerly CLARK EQUIPMENT CO. | | | | | |
| INGERSOLL-RAND | | | | | |
| Bobcat Fellar Buncher | | | | | |
| 1986-85 1213 | 31P | 700 | | 127-0826(29) | 127-0824(29) |
| 1986-79 1080, 1080C | 27 | 410 | {15} | 153-5656 | 8C-3601 |
| Bobcat Loaders | | | | | |
| 2000-99 751, 753, 763, 773, 863, 864, 873, 963 | 24 | 600 | | 153-5656 | 3T-5857 |
| 2000-95 450 | 24 | 530 | | 153-5656 | 8C-3600 |
| 2000-95 453, 553, 751 - Diesel | 24 | 530 | | 153-5656 | 8C-3600 |
| 2000-76 310, 313, 440, 440B | 24 | 370 | | 153-5656 | 8C-3600 |
| 2000-76 443 - Diesel | 24 | 370 | | 153-5656 | 8C-3600 |
| 1998-90 753, 763, 773 | 31P | 625 | | 250-0486(29) | 127-0826(29) |
| 1998-90 843B, 853, 863, 864, 873 | 31P | 700 | | 127-0826(29) | 127-0824(29) |
| 1997-95 863, 873, 953 | 31P | 950 | | 127-0824(29) | — |
| 1995-91 7753 - Diesel | 31P | 625 | | 250-0486(29) | 127-0826(29) |
| 1995-72 742, 742B, 825 | 27 | 410 | | 153-5656 | 8C-3601 |
| 1994-83 1600 - Diesel | 31P | 1000 | | — | — |
| 1994-83 943, 974, 975, 980, 2400 | 31P | 1000 | | — | — |
| 1994-81 643 | 31P | 625 | | 250-0486(29) | 127-0826(29) |
| 1994-80 731, 741, 743, 743B, 753 | 31P | 600 | | 250-0486(29) | 127-0826(29) |
| 1994-76 530, 533, 540, 542B | 24 | 370 | | 153-5656 | 8C-3600 |
| 1994-76 543 - Diesel | 24 | 370 | | 153-5656 | 8C-3600 |
| 1993-84 843 - Diesel | 31P | 700 | | 127-0826(29) | 127-0824(29) |
| 1993-81 631, 641 | 31P | 600 | | 250-0486(29) | 127-0826(29) |
| 1993-81 642, 642B | 27 | 410 | | 153-5656 | 8C-3601 |
| 1986-81 2000 | 24 | 370 | {15} | 153-5656 | 8C-3600 |
| 1986-74 974, 975 - Diesel | 27 | 410 | {15} | 153-5656 | 8C-3601 |
| 1985-81 843 - Diesel | 24 | 370 | {15} | 153-5656 | 8C-3600 |

Industrial, Road & Misc. Equipment

MELROE COMPANY — NAPCO



IMPORTANT NOTE: BATTERIES CAN EXPLODE! Always wear safety glasses AND shield eyes when working around batteries. Always check for proper polarity and sufficient terminal clearance BEFORE final installation to avoid dangerous sparks, potential explosion, possible severe personal injury and/or expensive electrical system and/or vehicle/equipment damage or fire.

| MAKE EQUIPMENT TYPE YEAR / MODEL | O.E. BCI NO. | CCA @ ° F | Notes | REPLACEMENT | |
|---|--------------------|-----------------|-------|--------------|--------------|
| | | | | Option 1 | Option 2 |
| MELROE COMPANY (Continued) | | | | | |
| Bobcat Loaders (Continued) | | | | | |
| 1981-77 632, 630 | 27 | 410 | | 153-5656 | 8C-3601 |
| 1981-77 632, 630 - Optional | 24 | 370 | | 153-5656 | 8C-3600 |
| 1981-72 610 | 24 | 370 | | 153-5656 | 8C-3600 |
| 1980-78 730, 732 | 24 | 370 | | 153-5656 | 8C-3600 |
| 1980-78 730, 732 - Optional | 27 | 410 | | 153-5656 | 8C-3601 |
| Bobcat Trenchers | | | | | |
| 1992-89 3022 | 31P | 625 | | 250-0486(29) | 127-0826(29) |
| 1992-89 3023 - Diesel | 31P | 625 | | 250-0486(29) | 127-0826(29) |
| 1992-87 T116 | 55 | 380 | | 8C-3611 | — |
| 1992-87 T116D - Diesel | 55 | 380 | | 8C-3611 | — |
| 1992-87 T135 | 70 | 405 | | 7X-6100(32) | 250-0489(32) |
| 1992-87 T136 - Diesel | 70 | 405 | | 7X-6100(32) | 250-0489(32) |
| Early Models | | | | | |
| 1975-66 All M Series models | 27 | 410 | {147} | 153-5656 | 8C-3601 |
| 1972-71 CCK, K662 ('66-72) Wisconsin engine | 60 | 400 | | 3T-5857(29) | 3T-5858(29) |
| 1970-60 CCK, K662 ('60-65) | 53 | 290 | | 250-0488(26) | — |
| Excavators | | | | | |
| 1995-93 331, 337 - Diesel | 24 | 575 | | 153-5656 | 3T-5857 |
| Skid Steer | | | | | |
| 2000-99 864 | 24 | 600 | | 153-5656 | 3T-5857 |
| 2000-99 963 - Diesel | 24 | 600 | | 153-5656 | 3T-5857 |
| 1998-97 963 - Diesel | 31T | 950 | | 175-4390 | 115-2422 |
| 1998-96 864 | 31T | 950 | | 175-4390 | 115-2422 |
| MIDMARK CORP. | | | | | |
| Trenchers | | | | | |
| 1984-82 440 | 31T | 625 | | 175-4390 | 175-4370 |
| 1984-79 140 | 55 | 380 | | 8C-3611 | — |
| 1984-72 200, 201, 202, 220, 300, 300A, 321, 400, 400A, 401A | 71 | 350 | | 7X-6100(32) | 250-0489(32) |
| MINI-EXCAVATOR | | | | | |
| 2000-93 320, 322, 325, 328, 331, 337 - Diesel | 26 | 500 | | 8C-3600 | 250-0489(32) |
| MINNEAPOLIS-MOLINE | | | | | |
| Additional equipment listed in the Farm Equipment section. | | | | | |
| Crawler Tractors | | | | | |
| 1962-60 W-10, W-12 - Diesel | 30H | 500 | {15} | 8C-3627 | 8C-3601 |
| Lift Trucks | | | | | |
| 1971-68 MY-40, MY-50 - Diesel | 30H | 500 | {15} | 8C-3627 | 8C-3601 |
| 1971-67 MY-60 - Diesel | 24 | 400 | {147} | 153-5656 | 8C-3600 |
| 1971-67 WC-20 thru WC-60 | 24 | 400 | {147} | 153-5656 | 8C-3600 |
| 1971-66 MSB-20 thru MSB-35 | 22F | 300 | | 3T-5859 | 250-0489 |
| 1971-63 MA-20 thru MA-60, MSA-20 thru MSA-35 | 24 | 400 | | 153-5656 | 8C-3600 |
| 1971-60 MY-40, MY-50, MY-60, MY-70 | 29NF | 375 | | 250-0487(26) | — |
| MOBILE DRILLING CO., INC. | | | | | |
| Early Models | | | | | |
| 1976-62 Strokemaster, B-40H, B-61, B-50, B-56 | 24 | 340 | | 153-5656 | 8C-3600 |
| 1973-62 B-30, B-38, B-40M, B-40L | 1 | 450 | | 8C-3617 | — |

| MAKE EQUIPMENT TYPE YEAR / MODEL | O.E. BCI NO. | CCA @ ° F | Notes | REPLACEMENT | |
|--|--------------------|-----------------|-------|-------------|-------------|
| | | | | Option 1 | Option 2 |
| MOBILE DRILLING CO., INC. (Continued) | | | | | |
| Earth Drills | | | | | |
| 1995-62 B31, B34, B-40L, B-47, B53, B-57, B-61, B-80 | 27 | 460 | | 153-5656 | 8C-3601 |
| 1991-68 All - Diesel | 4D | 760 | {147} | 153-5710 | 153-5700 |
| MOODY NORTHWEST CO. | | | | | |
| Mounted Machines | | | | | |
| 1995-76 180D, 190D | 4D | 750 | {15} | 153-5710 | 153-5700 |
| 1995-76 45DH, 50 Series, 55 Series, 60HT, 65, 70D, 70HT, 80D, 95 | 4D | 750 | {15} | 153-5710 | 153-5700 |
| 1995-76 8070, 9570, 1200C | 4D | 750 | {15} | 153-5710 | 153-5700 |
| 1983-77 100DH | 4D | 750 | {173} | 153-5710 | 153-5700 |
| 1981-78 CAT. 3306NA & 3306T | 4D | 750 | {15} | 153-5710 | 153-5700 |
| 1981-77 DD 6V-71N | 4D | 750 | | 153-5710 | 153-5700 |
| 1981-76 41 - Cat. Eng | 4D | 750 | {15} | 153-5710 | 153-5700 |
| 1981-76 DD 4-71N | 4D | 750 | | 153-5710 | 153-5700 |
| 1980-76 6 | 4D | 750 | {147} | 153-5710 | 153-5700 |
| 1979-76 30DH - DD 6V-71N | 4D | 750 | | 153-5710 | 153-5700 |
| 1979-76 35DH - DD 6V-71N | 4D | 750 | | 153-5710 | 153-5700 |
| 1979-76 CAT., Murphy | 4D | 750 | {15} | 153-5710 | 153-5700 |
| 1978-76 28D DD 4-71N CAT. - Murphy | 4D | 750 | {15} | 153-5710 | 153-5700 |
| 1978-76 Murphy 12, 452 | 4D | 750 | {147} | 153-5710 | 153-5700 |
| MURPHY | | | | | |
| Diesel Engines | | | | | |
| 1973-58 All | 4D | 1000 | | 153-5710 | — |
| MWM DIESEL INC. | | | | | |
| Formerly MWM-MURPHY DIESEL CO. | | | | | |
| 1988-84 TBD234, D327-6, D226-6, TD226-6 - Diesel | 4 | 810 | {15} | 8C-3633 | — |
| 1988-83 D202-2, D302-1, D302-2 - Diesel | 60 | 360 | | 3T-5857(29) | 3T-5858(29) |
| 1988-83 D202-3, D302-3, D327-2, D226-2 - Diesel | 30H | 400 | | 8C-3627 | 8C-3601 |
| 1988-83 D327-3, D327-4, D226-3, D226-4, T D226-4 Diesel | 31T | 475 | | 175-4390 | 175-4370 |
| 1988-66 MP, AD Series, 232 Series, D234 - Diesel | 4D | 640 | {15} | 153-5710 | 153-5700 |
| 1984 D234 - Diesel | 7D | 835 | | 8C-3635 | 8C-3633 |
| NAMCO | | | | | |
| Forklift | | | | | |
| 1990-85 G-2000, G-2500, L-2000, L-2500 | U1 | 230 | | 8C-3636 | — |
| 1986-66 SLC-2015G, SLC-2020G, SLC-2525, SPLC-2524 | 24 | 225 | | 153-5656 | 8C-3600 |
| 1975-62 All models | 24 | 225 | | 153-5656 | 8C-3600 |
| Tow Tractors | | | | | |
| 1986-62 All models | 24 | 225 | | 153-5656 | 8C-3600 |
| NAPCO | | | | | |
| Loaders | | | | | |
| 1969-64 42 thru 44PDD | 4 | 900 | {15} | 8C-3633 | — |
| 1969-58 42 thru 44PG | 60 | 375 | | 3T-5857(29) | 3T-5858(29) |

{15} Two batteries required. For best results, replace both. {26} Replacement battery is wider than OE. Hold-down and/or tray replacement may be necessary.

{29} Battery hold-down may need to be replaced and/or modified. Battery cable replacement may be necessary.

{31} Replacement battery is longer and wider than OE. Hold-down and/or tray replacement may be necessary.

{32} Replacement battery is longer than OE. Hold-down and/or tray replacement may be necessary.

{70} Two, Three or Four batteries required. For best results, replace all. {147} 1 Battery - Dual Battery Opt. {173} Requires 4 batteries.

Industrial, Road & Misc. Equipment NATIONAL OILWELL — ONAN

IMPORTANT NOTE: BATTERIES CAN EXPLODE! Always wear safety glasses AND shield eyes when working around batteries. Always check for proper polarity and sufficient terminal clearance BEFORE final installation to avoid dangerous sparks, potential explosion, possible severe personal injury and/or expensive electrical system and/or vehicle/equipment damage or fire.

| MAKE EQUIPMENT TYPE YEAR / MODEL | O.E. BCI NO. | CCA @ ° F | Notes | REPLACEMENT | |
|--|--------------------|-----------------|-------|-------------|-------------|
| | | | | Option 1 | Option 2 |
| NATIONAL OILWELL | | | | | |
| Formerly OILWELL | | | | | |
| Power Units | | | | | |
| Single Cylinder | | | | | |
| 1990-58 F-28, F-32, F-42 | 4D | 760 | | 153-5710 | 153-5700 |
| 1990-46 B, C, C-15, C-19, B-12, E-15, E-20, 98 | 24 | 435 | | 153-5656 | 8C-3600 |
| 1975-47 BD, CD - Diesel | 24 | 370 | | 153-5656 | 8C-3600 |
| 1967-57 B, C, C-15, C-19, B-12, E-15, E-20, 98 - Optional | 27 | 380 | | 153-5656 | 8C-3601 |
| Two Cylinder | | | | | |
| 1971-65 F-70, F-90 | 4D | 760 | | 153-5710 | 153-5700 |
| NELSON, N.P. | | | | | |
| Tractor-Shovels | | | | | |
| 1968-65 350D, 400 | 8D | 950 | {15} | 153-5720 | 101-4000 |
| 1968-65 350D, 400 - DD engine | 4D | 800 | {15} | 153-5710 | 153-5700 |
| 1968-58 200, 150 | 2 | 625 | {15} | 153-5690 | 8C-3629 |
| 1968-58 200D, 150D - GM Eng, DD engine | 8D | 950 | | 153-5720 | 101-4000 |
| 1968-58 200D, 250D - Cummins | 4D | 800 | {15} | 153-5710 | 153-5700 |
| NORTH AMERICAN MFG. CO. | | | | | |
| Forklift | | | | | |
| 1970-62 All models | 24 | 300 | | 153-5656 | 8C-3600 |
| NORTHWEST ENGINEERING CO. | | | | | |
| Crawler Mounted Machines | | | | | |
| 1985-76 60HT, 70HT, 100DH, 1200C | 4D | 750 | {70} | 153-5710 | 153-5700 |
| 1985-67 45DH, 50 Series, 55 Series, 65 | 4D | 750 | {15} | 153-5710 | 153-5700 |
| 1985-62 70D, 80D, 95, 180D, 190D, 8070, 9570 | 4D | 750 | {147} | 153-5710 | 153-5700 |
| 1981-54 41 except Cat. D-339 Eng | 4D | 750 | {147} | 153-5710 | 153-5700 |
| 1980-46 6, 25, 25D | 4D | 750 | {147} | 153-5710 | 153-5700 |
| 1980-46 6, 25, 25D - Optional | 2 | 600 | | 153-5690 | 8C-3629 |
| 1979-75 28D, 30DH, 35DH | 4D | 750 | {147} | 153-5710 | 153-5700 |
| 1962-54 41 w/Cat. D-339 | 2 | 600 | | 153-5690 | 8C-3629 |
| OLIVER | | | | | |
| See also WHITE-OLIVER | | | | | |
| Additional equipment listed in the Farm Equipment section. | | | | | |
| Crawler Tractors | | | | | |
| 1965-45 FDE, OC-9, OC-96 - Diesel | 8D | 900 | {147} | 153-5720 | 101-4000 |
| 1965-45 OC-18 | 8D | 900 | {147} | 153-5720 | 101-4000 |
| 1965-44 AG-6, AG-6H, OC-4 3cyl - Diesel | 2 | 600 | {147} | 153-5690 | 8C-3629 |
| 1962-39 DD, DG, OC-9, OC-96 - Diesel | 4D | 800 | {147} | 153-5710 | 153-5700 |
| 1962-39 OC-15 | 4D | 800 | {147} | 153-5710 | 153-5700 |
| 1961-55 OC-12 | 7D | 850 | | 8C-3635 | 8C-3633 |
| 1961-55 OC-12 - Diesel | 8D | 950 | | 153-5720 | 101-4000 |
| 1960-51 OC-3 All, OC-4 4-cyl. Eng., OC-6 | 1 | 500 | {147} | 8C-3617 | — |
| ONAN | | | | | |
| D.W. ONAN | | | | | |
| Early Models | | | | | |
| 1975-63 6JB, 705JB, 10JC, 15JC | 60 | 360 | | 3T-5857(29) | 3T-5858(29) |
| 1975-62 WB, WC, WF, WK | 8D | 935 | {15} | 153-5720 | 101-4000 |
| 1975-59 WA, WE | 5D | 820 | {15} | 8C-3633 | — |

| MAKE EQUIPMENT TYPE YEAR / MODEL | O.E. BCI NO. | CCA @ ° F | Notes | REPLACEMENT | |
|---|--------------------|-----------------|-------|--------------|--------------|
| | | | | Option 1 | Option 2 |
| ONAN (Continued) | | | | | |
| Early Models (Continued) | | | | | |
| 1975-58 10HC, 10XRAY, 15HC, 15HQ | 30HR | 380 | | 8C-3601 | 250-0486(29) |
| 1975-58 35JJ, 50KA, 75HR | 2 | 565 | {15} | 153-5690 | 8C-3629 |
| 1975-42 4JB, 5JB, 706JB, 10HC | 1 | 450 | {147} | 8C-3617 | — |
| 1964-57 10HC, 10HCXRAY, 15HC, 15HQ - Optional | 32N | 335 | | 250-0487(26) | — |
| 1963 10JC, 15JC - Unhoused | 60 | 510 | | 3T-5857(29) | 3T-5858(29) |
| Generator Sets | | | | | |
| 1985-84 DKC, DKD | 22F | 380 | | 3T-5859 | 250-0489 |
| 1985-84 DVA, DVB, DVC, DVD, DVE | 31T | 700 | {15} | 175-4390 | 175-4370 |
| 1985-84 MDKC, MDKD, SJB | 29NF | 325 | | 250-0487(26) | — |
| 1985-82 DL4, DL6, DL4B, DL6B, DL6TB | 31T | 530 | | 175-4390 | 175-4370 |
| 1985-81 ES | 29NF | 325 | | 250-0487(26) | — |
| 1985-70 EK, EM - Optional | 60 | 360 | | 3T-5857(29) | 3T-5858(29) |
| 1985-70 NH, NHE, NHEL, NHL, SK, SKB | 60 | 360 | | 3T-5857(29) | 3T-5858(29) |
| 1985-64 DJC, DTA, DSP ('64), DYA, DYJ | 2 | 565 | {15} | 153-5690 | 8C-3629 |
| 1985-62 CCK - Housed | 22F | 380 | | 3T-5859 | 250-0489 |
| 1985-62 CCK - Unhoused | 60 | 360 | | 3T-5857(29) | 3T-5858(29) |
| 1985-62 MCCK, MDJA, MDJB, MDJE, MDJC, MJA, MJB, MJC | 1 | 450 | {147} | 8C-3617 | — |
| 1985-60 EK, EM, EC, EF, EN, ENT | 3EE | 360 | {147} | 8C-3620 | 250-0488(31) |
| 1985-60 MDJC, MDJF, MDTA, MSDL | 2 | 565 | {15} | 153-5690 | 8C-3629 |
| 1985-59 DF models, DHB | 8D | 975 | {70} | 153-5720 | 101-4000 |
| 1985-58 AJ, AK - Housed | 60 | 360 | | 3T-5857(29) | 3T-5858(29) |
| 1985-58 AJ, AK - Unhoused | 1 | 450 | {15} | 8C-3617 | — |
| 1985-58 BF, BFA, BGA, BGAL, BGE, BGEL | 60 | 360 | | 3T-5857(29) | 3T-5858(29) |
| 1985-55 JC, 6JB, 705JB | 60 | 360 | | 3T-5857(29) | 3T-5858(29) |
| 1985-55 LK, LKB | 1 | 450 | {15} | 8C-3617 | — |
| 1985-45 CCKB, CK, CW, DJA, DJB, DJE, DJC | 1 | 450 | {15} | 8C-3617 | — |
| 1985-42 RJC, RDJC, RDJF, W2C, W2S, W3S | 1 | 450 | {15} | 8C-3617 | — |
| 1985 MAJB | 60 | 260 | | 3T-5857(29) | 3T-5858(29) |
| 1984-68 DYB, DYC, DYD, DYG, DYH (if used w/transfer switch) | 8D | 975 | {15} | 153-5720 | 101-4000 |
| 1983-49 DAY, DBY, DCV, DDA, DDB, DEF, DES, DEG, DEH, DKS | 2 | 565 | {15} | 153-5690 | 8C-3629 |
| 1982-59 DZB, DZC, DZD, KB, KR | 3EE | 360 | {147} | 8C-3620 | 250-0488(31) |
| 1981-62 MAJ, MJB, MJC, NB | 1 | 450 | {15} | 8C-3617 | — |
| 1975-68 FT | 8D | 935 | {15} | 153-5720 | 101-4000 |
| 1975-60 DRN, DSL, DSP, MDSL, JA | 1 | 450 | {15} | 8C-3617 | — |
| 1970-59 MDZB | 3EE | 360 | | 8C-3620 | 250-0488(31) |
| 1969-58 Early models - Optional | 1 | 450 | {15} | 8C-3617 | — |
| 1966-59 DWF | NA | 1575 | | — | — |
| 1966-42 Early models | 3EE | 380 | | 8C-3620 | 250-0488(31) |
| 1965-62 DZB, DZC, DZD, KB, KR - Optional | 2 | 630 | {15} | 153-5690 | 8C-3629 |
| 1961-58 LH, LKB - Optional | 3EE | 360 | | 8C-3620 | 250-0488(31) |

Industrial, Road & Misc. Equipment

ORTON CRANE & SHOVEL CO. — PETTIBONE CORPORATION



IMPORTANT NOTE: BATTERIES CAN EXPLODE! Always wear safety glasses AND shield eyes when working around batteries. Always check for proper polarity and sufficient terminal clearance BEFORE final installation to avoid dangerous sparks, potential explosion, possible severe personal injury and/or expensive electrical system and/or vehicle/equipment damage or fire.

| MAKE EQUIPMENT TYPE YEAR / MODEL | O.E. BCI NO. | CCA @ ° F | Notes | REPLACEMENT | |
|---|--------------------|-----------------|-------|--------------|--------------|
| | | | | Option 1 | Option 2 |
| ORTON CRANE & SHOVEL CO. | | | | | |
| Cranes & Excavators | | | | | |
| 1963-61 35M, 37M - Other Eng | 1 | 525 | {147} | 8C-3617 | — |
| 1963-61 35M, 37M - Cummins | 30H | 525 | {15} | 8C-3627 | 8C-3601 |
| Locomotive and Wacker Cranes | | | | | |
| 1970-47 All Models - Optional | 7D | 900 | {147} | 8C-3635 | 8C-3633 |
| 1970-47 All models | 8D | 900 | {147} | 153-5720 | 101-4000 |
| OSGOOD-GENERAL | | | | | |
| Cranes & Excavators | | | | | |
| 1963-57 35-M, 37-M Other Eng | 1 | 525 | {39} | 8C-3617 | — |
| 1963-57 35-M, 37-M Cummins | 30H | 500 | {39} | 8C-3627 | 8C-3601 |
| OTTAWA STEEL PRODUCTS | | | | | |
| DAYBROOK-OTTAWA CORP., YOUNG OTTAWA, INC. | | | | | |
| Self-Propelled Hydra Hammers | | | | | |
| 1969-50 M-8, M-11, H-10, Commando | 24 | 325 | | 153-5656 | 8C-3600 |
| OWATONNA MFG. CO., INC. | | | | | |
| Additional equipment listed in the Farm Equipment section. | | | | | |
| Industrial Loaders | | | | | |
| 1983-77 780, 1700 Series T/C | 24 | 500 | {147} | 153-5656 | 8C-3600 |
| 1983-76 310 & 312 | U1 | 180 | | 8C-3636 | — |
| 1983-76 345, 440, 441, 445, 545, 770 - Diesel, Optional | 31T | 625 | | 175-4390 | 175-4370 |
| 1983-73 320, 345, 440, 441, 445 | 24 | 500 | | 153-5656 | 8C-3600 |
| 1983-71 440, 770, 880 - Diesel | 30H | 520 | {147} | 8C-3627 | 8C-3601 |
| 1980-76 780, 1700 Series T/C - Optional | 31T | 625 | | 175-4390 | 175-4370 |
| 1979-71 330 Series, 770 | 24 | 300 | | 153-5656 | 8C-3600 |
| 1979-71 780, 1700 Series T/C - Optional | 30H | 520 | | 8C-3627 | 8C-3601 |
| 1979-68 1200, 1700 Series | 24 | 300 | | 153-5656 | 8C-3600 |
| 1975-69 780, 1700 Series T/C - Optional | 24 | 300 | | 153-5656 | 8C-3600 |
| P.K. LINDSAY CO., INC. | | | | | |
| Portable Air Compressors | | | | | |
| 2000-95 30KE, 55RK | 24 | 370 | | 153-5656 | 8C-3600 |
| 2000-89 80NC, 80WC | 24 | 370 | | 153-5656 | 8C-3600 |
| 2000-84 175QD standard, 185QD | 30H | 600 | | 8C-3627 | 127-0826(29) |
| 2000-80 80KC, 80KUB, 125QD, 160QD standard | 30H | 550 | | 8C-3627 | 8C-3601 |
| 1998-94 125QD, 185QD | 30H | 550 | | 8C-3627 | 8C-3601 |
| 1998-91 80KC | 30H | 550 | | 8C-3627 | 8C-3601 |
| 1998-63 25, 33, 40, 40H, 55, 55H, 80, 80H | 24 | 370 | | 153-5656 | 8C-3600 |
| 1991-80 80D | 4D | 760 | | 153-5710 | 153-5700 |
| 1991-80 80D - Optional | 30H | 550 | | 8C-3627 | 8C-3601 |
| 1991-71 160QD w/cold start, 175, 175QD w/cold start | 30H | 470 | {15} | 8C-3627 | 8C-3601 |
| 1991-64 125, 125Q, 150, 150Q | 30H | 455 | | 8C-3627 | 8C-3601 |
| 1967-66 25 | 22F | 225 | | 3T-5859 | 250-0489 |
| 1962-52 33, 55, 80 | 2E | 550 | | 8C-3632(30) | — |
| 1953 55 | 2L | 400 | | 153-5690(25) | 8C-3629(25) |

| MAKE EQUIPMENT TYPE YEAR / MODEL | O.E. BCI NO. | CCA @ ° F | Notes | REPLACEMENT | |
|--|--------------------|-----------------|-------|-------------|----------|
| | | | | Option 1 | Option 2 |
| PARSONS DIVISION | | | | | |
| KOEHRING PARSONS | | | | | |
| In the absence of a cranking performance specification supplied by the original equipment vehicle manufacturer, the rating shown is based upon battery industry consensus. | | | | | |
| Dumpsters | | | | | |
| 1975-62 100-1A, 140-1A, -1860 | 8D | 900 | | 153-5720 | 101-4000 |
| Trenchers & Trenchmobiles | | | | | |
| 1976-72 75 | 24F | 410 | | 3T-5858 | 250-0489 |
| 1975-68 600, 700, 736W, 155A, 255A, 355A | 5D | 720 | | 8C-3633 | — |
| 1970-52 88, 88-1B | 1 | 450 | | 8C-3617 | — |
| Trenchliners | | | | | |
| 1976-54 150-1A, 150-W, 155-A, 155-1A, 155-L, 170-1A, 170-W, 180, 180-W, 250, 255-A, 255-1A, 255-L, 355-A, 355-1A, 355-L | 5D | 720 | | 8C-3633 | — |
| 1975-62 131-1A, 131-W, 133-1A, 331-W | 24 | 410 | | 153-5656 | 8C-3600 |
| 1970-58 77-1A, 77-L | 1 | 450 | | 8C-3617 | — |
| 1970-55 310, 410, 420 Other Eng | 5D | 720 | | 8C-3633 | — |
| 1970-55 310, 410, 420 Cat D-318G eng. | 4D | 960 | | 153-5710 | 153-5700 |
| 1967-65 724L | 24 | 315 | | 153-5656 | 8C-3600 |
| 1960-58 130-1A | 5D | 720 | | 8C-3633 | — |
| Vibratory Plows | | | | | |
| 1976-68 DP80, DP100 | 8D | 900 | {15} | 153-5720 | 101-4000 |
| PENNDRIILL MFG. DIVISION | | | | | |
| Auger & Core Drills | | | | | |
| 1975-65 Model B, H, JE | 24 | 290 | | 153-5656 | 8C-3600 |
| 1964-51 Model B, H, JE | 1 | 550 | | 8C-3617 | — |
| PETTIBONE CORPORATION | | | | | |
| PETTIBONE MICHIGAN DIVISION | | | | | |
| Cary-Lifts | | | | | |
| 1999-90 Super 8, 10, 15, 20, 25, 30, 40, 70 | 8D | 975 | | 153-5720 | 101-4000 |
| Coil Handler | | | | | |
| 1999-90 All Models | 8D | 975 | | 153-5720 | 101-4000 |
| Cranes | | | | | |
| 1999-90 36MK, 40MK | 8D | 975 | | 153-5720 | 101-4000 |
| Extendo Forklifts | | | | | |
| 1999-90 All Models | 4D | 900 | | 153-5710 | 153-5700 |
| Speed Swings | | | | | |
| 1999-90 360, 441, 445 | 8D | 975 | | 153-5720 | 101-4000 |
| Hydraulic Cranes | | | | | |
| 1984-83 130SCp | 8D | 975 | {15} | 153-5720 | 101-4000 |
| 1984-83 16MKp, 20MKp, 25MKp, 30MKp, 36MKp, 40MKp | 4D | 960 | | 153-5710 | 153-5700 |
| 1984-83 80MKp, 36SCp, 40SCp, 45SCp, 60SCp, 80SCp, 100SCp | 4D | 960 | {15} | 153-5710 | 153-5700 |

{15} Two batteries required. For best results, replace both. {25} Replacement battery is taller than OE. Check height clearance before closing hood or cover.

{26} Replacement battery is wider than OE. Hold-down and/or tray replacement may be necessary.

{27} Check OE CCA requirements. Replacement CCA may not be sufficient.

{29} Battery hold-down may need to be replaced and/or modified. Battery cable replacement may be necessary.

{30} Replacement battery is wider and taller than OE. Hold-down and/or tray replacement may be necessary.

{31} Replacement battery is longer and wider than OE. Hold-down and/or tray replacement may be necessary.

{32} Replacement battery is longer than OE. Hold-down and/or tray replacement may be necessary.

{39} Could be 6 or 12 Volt System. Assure correct battery voltage BEFORE installation! {147} 1 Battery - Dual Battery Opt.

{173} Requires 4 batteries. {176} Requires 1 or 4 batteries. {180} Requires 2 to 8 batteries.

Industrial, Road & Misc. Equipment

PETTIBONE CORPORATION — REINCO EQUIPMENT

IMPORTANT NOTE: BATTERIES CAN EXPLODE! Always wear safety glasses AND shield eyes when working around batteries. Always check for proper polarity and sufficient terminal clearance BEFORE final installation to avoid dangerous sparks, potential explosion, possible severe personal injury and/or expensive electrical system and/or vehicle/equipment damage or fire.

| MAKE EQUIPMENT TYPE YEAR / MODEL | O.E. BCI NO. | CCA @ ° F | Notes | REPLACEMENT | |
|---|--------------------|-----------------|-------|--------------|--------------|
| | | | | Option 1 | Option 2 |
| PETTIBONE CORPORATION (Continued) | | | | | |
| Multikranes | | | | | |
| 1971-70 30CM, 30SC, 70SC | 4D | 900 | {15} | 153-5710 | 153-5700 |
| 1971-65 40CM, 50CM, 70, 90SC | 7D | 900 | {15} | 8C-3635 | 8C-3633 |
| 1971-63 15, 20, 25, 30 Cummins | 4D | 900 | {15} | 153-5710 | 153-5700 |
| 1971-63 15, 20, 25, 30 - Most other Eng | 7D | 900 | {15} | 8C-3635 | 8C-3633 |
| 1971-63 15, 20, 25, 30 Hercules engine | 30H | 525 | {173} | 8C-3627 | 8C-3601 |
| 1962 25 | 27 | 400 | | 153-5656 | 8C-3601 |
| Road Graders | | | | | |
| 1971-58 All models | 5D | 720 | {15} | 8C-3633 | — |
| Truckranes | | | | | |
| 1971-63 All models | 30H | 540 | | 8C-3627 | 8C-3601 |
| PFAHLER | | | | | |
| Ken-Roll Rollers | | | | | |
| 1967-59 All | 24 | 325 | | 153-5656 | 8C-3600 |
| Ken-Seal Asphalt Applicators | | | | | |
| 1967-61 All | 24 | 325 | | 153-5656 | 8C-3600 |
| PIONEER ENGINEERING | | | | | |
| Mine, Pit & Quarry Equipment | | | | | |
| 1963-52 All models | 6D | 880 | {147} | 153-5710 | 153-5700 |
| PITMAN MFG. CO. | | | | | |
| Brush Chipper | | | | | |
| 1967-66 All models | 29NF | 290 | | 250-0487(26) | — |
| PORTEC, INC. | | | | | |
| Pioneer Pavers | | | | | |
| 1975-73 All | 27 | 650 | | 153-5656 | 8C-3601 |
| Portable Crushing Plants | | | | | |
| 1975-70 All | 8D | 900 | | 153-5720 | 101-4000 |
| 1963-58 All | 6D | 875 | {147} | 153-5710 | 153-5700 |
| POWER CURBERS, INC. | | | | | |
| Slip-form Paver | | | | | |
| 1999-78 3500, 5500, 5500, 5700, 5700B, 6700, 8700 | 24 | 410 | {147} | 153-5656 | 8C-3600 |
| PRIME MOVER CO. | | | | | |
| Forklifts & Loaders | | | | | |
| 1991-79 LL-40, LD-50 J. Deere Eng | 30H | 545 | | 8C-3627 | 8C-3601 |
| 1991-78 LL-40, LD-50 Cont engine | 27 | 385 | | 153-5656 | 8C-3601 |
| Mason Tenders, Platform Trucks & Powered Buggies | | | | | |
| 1991-60 L-32, L-36, F-20, F-40A, M-20 | 24 | 260 | | 153-5656 | 8C-3600 |
| Skid Steer | | | | | |
| 1991-81 L-925, L-930, L-1200, L-1300 | 24 | 440 | | 153-5656 | 8C-3600 |
| 1991-78 L-600, L-700, LS-70, LS-75 | 22NF | 250 | | 250-0487(26) | — |
| 1988-80 L-930, L-1200 Optional | 3ET | 400 | | 8C-3620 (27) | — |
| PUCKETT BROS. MFG. CO., INC. | | | | | |
| Asphalt Pavers & Rollers | | | | | |
| 1990-74 T-450, T-450D, T-650, T-650BD, S-240 | 70 | 525 | | 7X-6100(32) | 250-0489(32) |
| Concrete Curbers & Utility Graders | | | | | |
| 1990-75 SF-820D, 510B, 510D | 31T | 925 | | 175-4390 | 115-2422 |
| Truck-Mounted Cranes & Power Shovels | | | | | |
| 1961-60 125, 125A, 125B, 150A, 150B - Optional | 27 | 410 | {147} | 153-5656 | 8C-3601 |

| MAKE EQUIPMENT TYPE YEAR / MODEL | O.E. BCI NO. | CCA @ ° F | Notes | REPLACEMENT | |
|---|--------------------|-----------------|-------|-------------|--------------|
| | | | | Option 1 | Option 2 |
| PUCKETT BROS. MFG. CO., INC. (Continued) | | | | | |
| Truck-Mounted Cranes & Power Shovels (Continued) | | | | | |
| 1961-60 180B, 200B, 225B, 250B, M-200, M-202 | 27 | 410 | | 153-5656 | 8C-3601 |
| 1961-58 125, 125A, 125B | 3 | 625 | | 8C-3629 | 8C-3617 |
| 1961-55 J2, S2, S3, 80, 100, 85A, 85B, 100B, 105A | 1 | 525 | | 8C-3617 | — |
| 1959 150A, 150B | 3 | 625 | | 8C-3629 | 8C-3617 |
| R. A. HANSON CO., INC. | | | | | |
| Canal Excavators & Canal Jumbo | | | | | |
| 1979-77 JCJ48 | 24 | 410 | | 153-5656 | 8C-3600 |
| 1979-77 RW 303, HT428C | 8D | 975 | {180} | 153-5720 | 101-4000 |
| Canal Pavers & Trimmer | | | | | |
| 1979-77 RTS16, RTS17 | 24 | 410 | | 153-5656 | 8C-3600 |
| 1979-77 S31, S48, HS-28C, T448 | 8D | 975 | {176} | 153-5720 | 101-4000 |
| Conveyor & Stacker | | | | | |
| 1979-78 A Frame Hoist & Moving Dolly | 24 | 410 | | 153-5656 | 8C-3600 |
| 1979-77 C42-330, ST110 | 8D | 975 | {15} | 153-5720 | 101-4000 |
| Excavators & Fine Graders | | | | | |
| 1979-77 15, E212, 512, 61, 62 | 8D | 975 | {15} | 153-5720 | 101-4000 |
| Hydraulic Transporter & Truck Unloader | | | | | |
| 1980-79 Hoist, TU 14, 2 | 8D | 975 | {147} | 153-5720 | 101-4000 |
| READY-POWER | | | | | |
| Trucks | | | | | |
| 1965-59 CH2, HA4, J2, L5 | 3EE | 350 | | 8C-3620 | 250-0488(31) |
| 1965-58 H, HA, HA2, HA3, J, L2, L3, L4, N, NL, P, R, RD18DX, S, V | 2E | 575 | {147} | 8C-3632(30) | — |
| 1965-58 RD9DX, RD14DX | 2 | 600 | {15} | 153-5690 | 8C-3629 |
| 1961-59 CH | 24 | 325 | | 153-5656 | 8C-3600 |
| REINCO EQUIPMENT | | | | | |
| Hydrograssers | | | | | |
| 1999-95 HG-5H, HA w/electric reel | 24 | 425 | | 153-5656 | 8C-3600 |
| 1999-95 HG-5H, HA w/o electric reel | U1R | 245 | | — | — |
| 1999-94 HG13GX Isuzu 3KRI-VA05 | 30H | 685 | | 8C-3627 | 127-0826(29) |
| 1999-94 HG13GX w/Wisconsin W4-1770 & Ford VSG-413 | 24 | 425 | | 153-5656 | 8C-3600 |
| 1999-90 HG-10GM w/Isuzu 3KRI-VA05 Wisconsin W4-1770 Ford VSG-413 | 24 | 425 | | 153-5656 | 8C-3600 |
| 1999-90 HG-10GX w/Isuzu 3KRI-VA05 Wisconsin W4-1770 Ford VSG-413 | 24 | 425 | | 153-5656 | 8C-3600 |
| 1999-90 HG-15GM, HG-15GX, HG-20GX | 30H | 685 | | 8C-3627 | 127-0826(29) |
| 1997-80 HG-25GG, HG-25M, HG-30G, HG-30GM, HG-30GX | 30H | 685 | | 8C-3627 | 127-0826(29) |
| 1994-90 HG-10GX, HG-10GM Other Engs | 30H | 685 | | 8C-3627 | 127-0826(29) |
| 1994-89 HG-5GA w/electric reel | 24 | 410 | | 153-5656 | 8C-3600 |
| 1994-89 HG-5GA w/o electric reel | U1R | 245 | | — | — |

Industrial, Road & Misc. Equipment

REINCO EQUIPMENT — SAKAI AMERICA, INC.



IMPORTANT NOTE: BATTERIES CAN EXPLODE! Always wear safety glasses AND shield eyes when working around batteries. Always check for proper polarity and sufficient terminal clearance BEFORE final installation to avoid dangerous sparks, potential explosion, possible severe personal injury and/or expensive electrical system and/or vehicle/equipment damage or fire.

| MAKE EQUIPMENT TYPE YEAR / MODEL | O.E. BCI NO. | CCA @ ° F | Notes | REPLACEMENT | |
|---|--------------------|-----------------|-------|--------------|--------------|
| | | | | Option 1 | Option 2 |
| REINCO EQUIPMENT (Continued) | | | | | |
| Hydrograssers (Continued) | | | | | |
| 1992-73 All w/optional trailer brake system | U2 | 100 | | 8C-3636 | — |
| 1990-85 HG-10EG - Other Eng | 24 | 410 | | 153-5656 | 8C-3600 |
| 1990-85 HG-10EG Kubota V-1702B & Yanmar 4TN82E | 30H | 685 | | 8C-3627 | 127-0826{29} |
| 1989-85 HG-15G - Other Eng | 30H | 685 | | 8C-3627 | 127-0826{29} |
| 1989-85 HG-15G - Ford engine | 24 | 410 | | 153-5656 | 8C-3600 |
| 1988-73 HG-8 | 24 | 410 | | 153-5656 | 8C-3600 |
| 1988-73 HG-8 w/Duetz F4L912 & Deere | 30H | 685 | | 8C-3627 | 127-0826{29} |
| 1988-73 HG-8 w/Duetz F4L912 & Deere - Diesel | 30H | 685 | | 8C-3627 | 127-0826{29} |
| 1985-79 HG-15M - Other Eng | 30H | 685 | | 8C-3627 | 127-0826{29} |
| 1985-79 HG-15M - Ford engine | 24 | 410 | | 153-5656 | 8C-3600 |
| 1985-73 HG-10 - Diesel | 30H | 685 | | 8C-3627 | 127-0826{29} |
| 1985-73 HG-10, HG-10M Other Eng | 24 | 410 | | 153-5656 | 8C-3600 |
| 1985-73 HG-10M John Deere 4.219D | 30H | 685 | | 8C-3627 | 127-0826{29} |
| 1980-74 HG-12, HG-13M J. Deere Eng | 30H | 685 | | 8C-3627 | 127-0826{29} |
| 1980-74 HG-13, HG-13M Ford engine | 24 | 410 | | 153-5656 | 8C-3600 |
| 1979-73 HG-15 Ford ex. F245D | 24 | 410 | | 153-5656 | 8C-3600 |
| 1979-73 HG-15 w/John Deere 4.219D & Ford F245D | 30H | 685 | | 8C-3627 | 127-0826{29} |
| 1979-73 HG-25 - Other Eng | 30H | 685 | | 8C-3627 | 127-0826{29} |
| 1979-73 HG-25 - Ford engine | 24 | 410 | | 153-5656 | 8C-3600 |
| 1977-73 HG-10 | 24 | 410 | | 153-5656 | 8C-3600 |
| Power Mulchers | | | | | |
| 1999-95 M65-D | 30H | 685 | | 8C-3627 | 127-0826{29} |
| 1999-87 TM-JR, TM-JR-E | U1R | 245 | | — | — |
| 1999-75 M80, M80-C, M90 | 30H | 685 | | 8C-3627 | 127-0826{29} |
| 1999-73 M60F6, M65-W, TM7-30 | 24 | 425 | | 153-5656 | 8C-3600 |
| REXWORKS, INC. | | | | | |
| Formerly REXNORD INC. | | | | | |
| Compactors | | | | | |
| 1993-78 3-55, 3-55B, 3-70, 3-70A, 3-80, 3-90, 3-90C | 8D | 975 | {15} | 153-5720 | 101-4000 |
| 1993-67 3-30, 3-35, 3-45, 3-50, 3-50A | 8D | 975 | {147} | 153-5720 | 101-4000 |
| Pavers & Pneumatic Rollers | | | | | |
| 1973-59 34ED (GD Models), 3-30, 3-50 | 4D | 775 | | 153-5710 | 153-5700 |
| 1970-66 Rex-Pac | 29NF | 280 | | 250-0487{26} | — |
| Pumps | | | | | |
| 1972-59 40MW (NHW), 1605 (C2) 200D (CPD), 200S (CP) | 1 | 550 | | 8C-3617 | — |
| 1969-67 4 LD (NHD), 4 LSW (NHMF) | 29NF | 280 | | 250-0487{26} | — |
| 1966-59 4 LSW (NHMF) | 1 | 550 | | 8C-3617 | — |

| MAKE EQUIPMENT TYPE YEAR / MODEL | O.E. BCI NO. | CCA @ ° F | Notes | REPLACEMENT | |
|---|--------------------|-----------------|-------|--------------|----------|
| | | | | Option 1 | Option 2 |
| REXWORKS, INC. (Continued) | | | | | |
| Stabilizers | | | | | |
| 1992-85 HSPS - Optional | 27F | 600 | {15} | 8C-3602 | 3T-5858 |
| 1992-67 SPDMS, Rex Pactor 3-30, 3-50 | 4D | 775 | {147} | 153-5710 | 153-5700 |
| 1992-56 HSPS, Optional, PTS | 4 | 590 | {15} | 8C-3633 | — |
| 1977-63 DMS, DMS8-48, HDMS, PTDMS | 29NF | 280 | {173} | 250-0487{26} | — |
| 1977-58 D-47, DS-47, D7W, GS7 | 4 | 590 | {15} | 8C-3633 | — |
| 1975-65 Hammer, Rex Pactor 3-40 | 29NF | 280 | {176} | 250-0487{26} | — |
| Steel Wheel Rollers | | | | | |
| 1977-60 5, 6, 8, 10, 12, 14 - Diesel, Rex Roll | 27F | 360 | | 8C-3602 | 3T-5858 |
| 1977-60 5, 6, 8, 10, 12, 14 - Rex Roll | 29NF | 280 | | 250-0487{26} | — |
| Vibratory Rollers | | | | | |
| 1993-76 SP400, SP600, SP700, SP900 | 27F | 600 | | 8C-3602 | 3T-5858 |
| 1993-73 SP910, SP1000, SP1100, SP1300 | 4D | 775 | | 153-5710 | 153-5700 |
| 1993-68 SP600D, SP600PD, SP484, SP484D, SP848DH, SP848PD, SP900A | 4D | 775 | | 153-5710 | 153-5700 |
| 1973-72 SP1300 | 27F | 600 | | 8C-3602 | 3T-5858 |
| 1971-68 All | 4D | 775 | | 153-5710 | 153-5700 |
| 1969-67 All pull type | 29NF | 280 | | 250-0487{26} | — |
| ROSCO MFG. CO. | | | | | |
| Road Oil Distributors | | | | | |
| 1981-62 RQE, RRE, RES | 24 | 225 | | 153-5656 | 8C-3600 |
| Road Rollers | | | | | |
| 1995-92 Trupac (Rubber Tired) | 24 | 950 | | 127-0824 | — |
| 1980-59 All | 24 | 225 | | 153-5656 | 8C-3600 |
| Street Flushers | | | | | |
| 1981-59 MTA All | 24 | 225 | | 153-5656 | 8C-3600 |
| Sweepers | | | | | |
| 1981-60 All | 24 | 225 | | 153-5656 | 8C-3600 |
| RPC CORPORATION | | | | | |
| Straddle Cranes | | | | | |
| 1986-81 HD1080, HD1280, HD1580, HD1080ST, HD-RR | 8D | 1100 | {147} | 153-5720 | 101-4000 |
| 1986-79 C500, C750, C1100 | 24 | 340 | | 153-5656 | 8C-3600 |
| 1986-79 C500, C750, C1100 - Diesel | 8D | 1100 | | 153-5720 | 101-4000 |
| 1986-73 1600, 1800, 11000, HD480, HD680, HD880 | 8D | 1100 | | 153-5720 | 101-4000 |
| 1982-73 1400 | 24 | 340 | | 153-5656 | 8C-3600 |
| SAKAI AMERICA, INC. | | | | | |
| Compactors | | | | | |
| 2008 SV, CV Series | 24 | 575 | | 153-5656 | 3T-5857 |
| 2007-06 SV510 Series | 24 | 575 | | 153-5656 | 3T-5857 |
| Feed Loader | | | | | |
| 1995-75 FL50, FL300 | 27 | 440 | {147} | 153-5656 | 8C-3601 |
| Road Planer | | | | | |
| 1995-72 ER160, ER300, ERF300 | 4D | 850 | {15} | 153-5710 | 153-5700 |

- {15} Two batteries required. For best results, replace both. {26} Replacement battery is wider than OE. Hold-down and/or tray replacement may be necessary.
- {27} Check OE CCA requirements. Replacement CCA may not be sufficient.
- {29} Battery hold-down may need to be replaced and/or modified. Battery cable replacement may be necessary.
- {30} Replacement battery is wider and taller than OE. Hold-down and/or tray replacement may be necessary.
- {31} Replacement battery is longer and wider than OE. Hold-down and/or tray replacement may be necessary.
- {70} Two, Three or Four batteries required. For best results, replace all. {147} 1 Battery - Dual Battery Opt.
- {173} Requires 4 batteries. {176} Requires 1 or 4 batteries.

Industrial, Road & Misc. Equipment SAKAI AMERICA, INC. — SCHRAMM, INC.

IMPORTANT NOTE: BATTERIES CAN EXPLODE! Always wear safety glasses AND shield eyes when working around batteries. Always check for proper polarity and sufficient terminal clearance BEFORE final installation to avoid dangerous sparks, potential explosion, possible severe personal injury and/or expensive electrical system and/or vehicle/equipment damage or fire.

| MAKE EQUIPMENT TYPE YEAR / MODEL | O.E. BCI NO. | CCA @ ° F | Notes | REPLACEMENT | |
|---|--------------------|-----------------|-------|--------------|--------------|
| | | | | Option 1 | Option 2 |
| SAKAI AMERICA, INC. (Continued) | | | | | |
| Rollers | | | | | |
| 2008-06 SW Series | 24 | 575 | | 153-5656 | 3T-5857 |
| 2008 CR, GW, TW, 3-Wheeler Series | 24 | 575 | | 153-5656 | 3T-5857 |
| 2004-02 SW300 | 24 | 575 | | 153-5656 | 3T-5857 |
| 2004-02 SW320 | 24 | 575 | | 153-5656 | 3T-5857 |
| 2004-02 SW330 | 24 | 575 | | 153-5656 | 3T-5857 |
| 2002 SW800 Series | 24 | 575 | | 153-5656 | 3T-5857 |
| Rubber Tired & Steel Rollers | | | | | |
| 1995-86 TS31, TS200, TS600, R-2S, H.T. | 27 | 440 | {15} | 153-5656 | 8C-3601 |
| 1995-66 T2, TS150, TS150H, TS290, TS7409, R-1, R-2 | 4DLT | 660 | {15} | 153-5710{30} | 153-5700{30} |
| Towed Vibrating Rollers | | | | | |
| 1995-85 PV20, PV20T | 22NF | 325 | | 250-0487{26} | — |
| 1995-85 PV20, PV20T - Optional | 45 | 270 | | 250-0488{26} | — |
| Vibrating Rollers | | | | | |
| 2004-03 SW300, SW320, SW330, SW Series | 24 | 575 | | 153-5656 | 3T-5857 |
| 1995-93 SW350, SW500, SW750, TW350, TW500, TW750 | 27 | 440 | {15} | 153-5656 | 8C-3601 |
| 1995-85 SV200, SV500 Series, SG25, TG25, SW40 | 27 | 440 | {147} | 153-5656 | 8C-3601 |
| 1995-84 SW100, TW100 | 4DLT | 660 | {15} | 153-5710{30} | 153-5700{30} |
| 1995-80 SW70C, TW70C | 27 | 440 | {15} | 153-5656 | 8C-3601 |
| 1995-77 SV8 | 24 | 340 | | 153-5656 | 8C-3600 |
| 1995-75 SV10 | 24 | 355 | | 153-5656 | 8C-3600 |
| 1995-74 SV100, SV70 Series, SV90(A), SV90T(D) | 4DLT | 660 | {15} | 153-5710{30} | 153-5700{30} |
| 1995-72 SV25, SV40, SV41, SV70C, TW40, TW41, TW70C | 27 | 440 | {147} | 153-5656 | 8C-3601 |
| 1995-72 SV91(A), SV91T(D), SV55-TV55, SW70 | 4DLT | 660 | {147} | 153-5710{30} | 153-5700{30} |
| SAUERMAN | | | | | |
| Power Scrapers | | | | | |
| 1971-62 ASD-1302, ASD-1302TC, ASD-2002, ASD-2002TC, ASD-2515, ASD-2602, ASD-4002 | 8D | 1000 | | 153-5720 | 101-4000 |
| 1971-62 ASG-902, ASG-1302, ASG-2002, ASG-2602 | 7D | 900 | | 8C-3635 | 8C-3633 |
| 1969-62 ASG-4002, ASG-5402 | 8D | 1000 | | 153-5720 | 101-4000 |
| 1967-62 ASD-2602TC, ASD-4002TC, ASD-5402TC, ASD-2515TC, ASD-3015, ASD-3015TC | 8D | 1000 | {15} | 153-5720 | 101-4000 |
| Slackline Cableway Machines | | | | | |
| 1971-62 UCD-2131, UCD-2131TC, UCD-2201, UCD-2261, UCD-2401 | 8D | 1000 | | 153-5720 | 101-4000 |
| 1971-62 UCD-2201TC, UCD-2261TC, 2401TC, 2541, 2541TC, 2651, 2651TC, 2911, 2911TC | 8D | 1000 | {15} | 153-5720 | 101-4000 |
| 1967-62 UCG-2131, UCG-2201, UCG-2261 | 7D | 900 | | 8C-3635 | 8C-3633 |

| MAKE EQUIPMENT TYPE YEAR / MODEL | O.E. BCI NO. | CCA @ ° F | Notes | REPLACEMENT | |
|---|--------------------|-----------------|-------|--------------|--------------|
| | | | | Option 1 | Option 2 |
| SCHILD BANTAM | | | | | |
| Crane & Shovel Units | | | | | |
| 1966-65 206, 306 Carrier | 8D | 1000 | | 153-5720 | 101-4000 |
| 1966-62 C-450, T-450 | 27 | 410 | | 153-5656 | 8C-3601 |
| 1966-62 C-450, T-450 - Diesel | 8D | 1000 | | 153-5720 | 101-4000 |
| 1966-59 54 Carrier, 206, 306 Carrier, 400 Series Carrier | 27 | 410 | | 153-5656 | 8C-3601 |
| 1966-54 T-250, 200, 300 Carrier | 3N | 575 | | 153-5690{26} | 8C-3629{26} |
| 1962-53 C-35, CR-35, T-35 | 1 | 550 | {147} | 8C-3617 | — |
| SCHRAMM, INC. | | | | | |
| Crawler Mtd. Drill Rigs | | | | | |
| 2000-85 SC25M, SC30M, SC40M, SC45M Rotadrill | 8D | 1400 | {15} | 153-5720 | 250-0473 |
| 2000-85 SCH25M, SCH30GC, SCH30M, SCH45M Rotadrill | 8D | 1400 | {15} | 153-5720 | 250-0473 |
| 1989-75 C42B, C42HB, C64HC, C66C, C560 C985H Rotadrill | 5D | 865 | {70} | 8C-3633 | — |
| 1988-85 C685, C685H Rotadrill | 8D | 1400 | {15} | 153-5720 | 250-0473 |
| Portable Air Compressors | | | | | |
| Pneumapower | | | | | |
| 1984-61 40, 85, 100, 125 (From 1961), 160, 85, 125 | 3ET | 425 | {147} | 8C-3620 {27} | — |
| 1983-80 185 | 31T | 630 | | 175-4390 | 175-4370 |
| 1979-58 315, 375, 600 | 5D | 860 | {15} | 8C-3633 | — |
| 1970-66 20, 35 | 3EE | 325 | | 8C-3620 | 250-0488{31} |
| 1969-55 75, 125, 250 Unistage | 1 | 550 | {15} | 8C-3617 | — |
| 1965-58 20, 35, 125 Unistage | 2E | 600 | {147} | 8C-3632{30} | — |
| 1965-36 210, 250 Unistage | 2 | 630 | {70} | 153-5690 | 8C-3629 |
| Powair | | | | | |
| 2000-89 1000-350 Hi-Pressure | 8D | 1400 | {15} | 153-5720 | 250-0473 |
| 1989-62 425/350 Hi-Pressure, 600, 850/350 Hi-Pressure | 5D | 810 | {173} | 8C-3633 | — |
| 1985-79 250 | 30H | 510 | {15} | 8C-3627 | 8C-3601 |
| 1980-64 200, 240/350, 250 | 5D | 825 | {15} | 8C-3633 | — |
| Rotary Drills | | | | | |
| 2008-02 T300M, T10XD, T450 WS, T450M 111, T450M 11A, T450 BH, T555, T555C, T685 WS - Track Mounted, T685WS, TI 30XD, TI 45EX, TM | 8D | 1400 | | 153-5720 | 250-0473 |
| 2007 T90XD, TI 30XD, TI 45EX, TM | 8D | 1400 | | 153-5720 | 250-0473 |
| Tractor Air Compressors | | | | | |
| Pneumatractor | | | | | |
| 1995-67 250, 300 - Diesel | 5D | 860 | {70} | 8C-3633 | — |
| 1995-67 S-200, HT-300B, HT-300C, S-250 | 5D | 860 | {70} | 8C-3633 | — |
| 1981-68 HT-160, S-160 | 3ET | 425 | | 8C-3620 {27} | — |
| 1970-59 125 - Diesel | 3ET | 425 | {15} | 8C-3620 {27} | — |
| 1970-55 62, 160HT, 125, 250, 300 | 1 | 550 | {15} | 8C-3617 | — |
| Trailer Mtd. Drill Rigs | | | | | |
| 1997-82 TM90, TM140, T450W - 18in., 24in. | 8D | 1400 | {15} | 153-5720 | 250-0473 |
| 1997-80 T660W, T685, T685H, T685DHH, T685W - 18in., 24in. | 8D | 1400 | {15} | 153-5720 | 250-0473 |
| 1993-75 T450, T450H, T450M, T985HA - 18in., 24in. | 5D | 810 | {173} | 8C-3633 | — |

Industrial, Road & Misc. Equipment

SCHRAMM, INC. — SMITH, T.L.



IMPORTANT NOTE: BATTERIES CAN EXPLODE! Always wear safety glasses AND shield eyes when working around batteries. Always check for proper polarity and sufficient terminal clearance BEFORE final installation to avoid dangerous sparks, potential explosion, possible severe personal injury and/or expensive electrical system and/or vehicle/equipment damage or fire.

| MAKE EQUIPMENT TYPE YEAR / MODEL | O.E. BCI NO. | CCA @ ° F | Notes | REPLACEMENT | |
|---|--------------------|-----------------|-------|--------------|--------------|
| | | | | Option 1 | Option 2 |
| SCHRAMM, INC. (Continued) | | | | | |
| Trailer Mtd. Drill Rigs (Continued) | | | | | |
| 1991-75 T64HB, T66B, T66H, T66O, T660M 18in., 24in. | 5D | 825 | {173} | 8C-3633 | — |
| SHEPPARD | | | | | |
| Additional equipment listed in the Farm Equipment section. | | | | | |
| Power Units | | | | | |
| 1965-40 6A-1, 6D, 12, 12D, 13, 13D, 16B, 19B, 19D | 4 | 900 | {15} | 8C-3633 | — |
| 1965-40 7, 7D, 8, 9, 14, 16, 17, 17A, 19, 250 | 1 | 550 | {15} | 8C-3617 | — |
| SICARD INDUSTRIES, INC. | | | | | |
| Snow Blowers | | | | | |
| 2004-02 Snow Blower Chassis Mounted - 5000 | 4D | 800 | | 153-5710 | 153-5700 |
| 2004-02 Snow Blower Loader Mounted - 2200 | 8D | 900 | {150} | 153-5720 | 101-4000 |
| 2002 3200 | 8D | 900 | | 153-5720 | 101-4000 |
| Snowplows | | | | | |
| 1981-73 3200 w/DD Eng | 4D | 900 | | 153-5710 | 153-5700 |
| 1981-73 5000, 7000 | 4D | 900 | | 153-5710 | 153-5700 |
| 1981-63 1500, 2100, 3100, SW-314, BM | 3EE | 325 | | 8C-3620 | 250-0488{31} |
| 1981-59 BK, BL - IHC engine | 3ET | 425 | | 8C-3620 {27} | — |
| 1981-59 JSM (BJ) | 3ET | 425 | | 8C-3620 {27} | — |
| 1981-59 w/AC, Cat. Eng | 8D | 950 | {147} | 153-5720 | 101-4000 |
| 1981-59 w/Waukesha Eng | 30H | 535 | | 8C-3627 | 8C-3601 |
| 1981-54 2200 w/DD 4-53 Eng | 3EE | 325 | | 8C-3620 | 250-0488{31} |
| 1981-54 BB-636, BB-660, BB-860 | 3EE | 325 | | 8C-3620 | 250-0488{31} |
| Spreaders & Sweepers | | | | | |
| 1973-62 MS-23B | 3EE | 325 | | 8C-3620 | 250-0488{31} |
| 1968-57 SW-112 | 30H | 535 | | 8C-3627 | 8C-3601 |
| SILENT HOIST & CRANE CO., INC. | | | | | |
| Forklift | | | | | |
| 1991-73 FK, FKS, FS - Diesel | 8D | 975 | | 153-5720 | 101-4000 |
| 1991-58 CD, CDH, FK, FCK, FKS, FS | 27 | 485 | | 153-5656 | 8C-3601 |
| 1979-73 FS Cummins | 4D | 760 | {15} | 153-5710 | 153-5700 |
| 1967-46 CD, CDH | 1 | 440 | | 8C-3617 | — |
| Mobile Cranes | | | | | |
| 1991-75 CAX, CAY, CAZ - Diesel | 8D | 975 | | 153-5720 | 101-4000 |
| 1991-64 CAX, CAY, CAZ | 27 | 485 | | 153-5656 | 8C-3601 |
| 1991-46 AXH, AYH, AZH, AX, AY, AZ, FAX, FAY, FAZ, CD, CDH | 27 | 485 | | 153-5656 | 8C-3601 |
| 1975-46 A, AX, AY, CD, CDH | 1 | 440 | | 8C-3617 | — |
| SIMPLICITY | | | | | |
| Utility Vehicles | | | | | |
| 2005 Turf Cruiser | 375 | | {24} | — | — |

| MAKE EQUIPMENT TYPE YEAR / MODEL | O.E. BCI NO. | CCA @ ° F | Notes | REPLACEMENT | |
|--|--------------------|-----------------|-------|--------------|--------------|
| | | | | Option 1 | Option 2 |
| SKAGIT PRODUCTS | | | | | |
| Formerly LTV ENERGY PRODUCTS CO., CONTINENTAL EMSCO CO. | | | | | |
| Hoists | | | | | |
| 1986-79 BU-18, G-70, RB-80, RB-90 | 4D | 900 | | 153-5710 | 153-5700 |
| 1986-79 MD-97, RB-150 | 8D | 910 | {15} | 153-5720 | 101-4000 |
| 1964-58 All models | 4D | 805 | {147} | 153-5710 | 153-5700 |
| Mobile Loggers | | | | | |
| 1986-79 Ford 272 | 4D | 805 | {177} | 153-5710 | 153-5700 |
| 1986-79 SJ-2-R, SJ-4-RT, SJ-7-R | 4D | 805 | {15} | 153-5710 | 153-5700 |
| Tower Yarder | | | | | |
| 1964-62 TY-60 | 4D | 805 | {15} | 153-5710 | 153-5700 |
| Winches | | | | | |
| 1986-79 DTW-100 | 4D | 900 | | 153-5710 | 153-5700 |
| 1986-79 DTW-150 | 8D | 910 | | 153-5720 | 101-4000 |
| Yarders & Loaders | | | | | |
| 1986-79 BU-199, BU-90G, BU-737, BU-739, SY-717, SY-757 | 8D | 910 | {15} | 153-5720 | 101-4000 |
| SMI (WATERTOWN, NY) | | | | | |
| Rotary Snowplows | | | | | |
| 1981-73 2200 - Cummins Diesel | 8D | 900 | | 153-5720 | 101-4000 |
| 1981-73 2200 w/DD 4-53 | 3EE | 310 | | 8C-3620 | 250-0488{31} |
| 1981-73 3200 - Cummins Diesel | 8D | 900 | | 153-5720 | 101-4000 |
| 1981-73 3200 w/DD 6V-71 | 4D | 800 | | 153-5710 | 153-5700 |
| 1981-73 5000, 7000 | 4D | 800 | | 153-5710 | 153-5700 |
| 1981-73 SW-314D | 8D | 900 | | 153-5720 | 101-4000 |
| 1981-63 BL w/A-C - Cat. | 8D | 900 | {15} | 153-5720 | 101-4000 |
| 1981-61 BB-636, BB-660, BB-860, BM, 1500, 2100, 3100, SW-314 | 3EE | 310 | | 8C-3620 | 250-0488{31} |
| 1981-61 BK - Allis-Chalmers | 8D | 900 | | 153-5720 | 101-4000 |
| 1981-61 BK - IHC engine | 3ET | 425 | | 8C-3620 {27} | — |
| 1981-61 w/Waukesha Eng | 30H | 545 | | 8C-3627 | 8C-3601 |
| 1975-63 JSM (BJ) | 3ET | 425 | | 8C-3620 {27} | — |
| Spreader | | | | | |
| 1975-62 MS-23B | 3EE | 310 | | 8C-3620 | 250-0488{31} |
| Sweepers | | | | | |
| 1970-61 SW-112 | 30H | 540 | | 8C-3627 | 8C-3601 |
| SMITH, GORDON & CO., INC. | | | | | |
| Formerly GORDON, SMITH & CO. | | | | | |
| Portable Air Compressors | | | | | |
| 1995-86 110D, 125DP, 175D, 175DP, 200, 200DP | 31T | 900 | | 175-4390 | 115-2422 |
| 1995-81 100, 160, 200 | 24 | 500 | {147} | 153-5656 | 8C-3600 |
| 1986-68 45, 70, 75, 90, 100, 125, 150, 125, 150 | 27 | 505 | | 153-5656 | 8C-3601 |
| 1985-84 160 | 22F | 400 | | 3T-5859 | 250-0489 |
| 1970-64 160 | 3 | 500 | {15} | 8C-3629 | 8C-3617 |
| 1968-57 45, 75 | 60 | 320 | | 3T-5857{29} | 3T-5858{29} |
| SMITH, T.L. | | | | | |
| Division of ATO INC. | | | | | |
| Concrete Mixers | | | | | |
| 1974-59 w/Chrysler, Ford Eng | 24 | 375 | | 153-5656 | 8C-3600 |
| 1973-65 w/GM Eng - Diesel | 8D | 975 | | 153-5720 | 101-4000 |

{15} Two batteries required. For best results, replace both. {24} OEM Used various size batteries in production. Check original battery for size and correct fit.
 {27} Check OE CCA requirements. Replacement CCA may not be sufficient.
 {29} Battery hold-down may need to be replaced and/or modified. Battery cable replacement may be necessary.
 {31} Replacement battery is longer and wider than OE. Hold-down and/or tray replacement may be necessary.
 {32} Replacement battery is longer than OE. Hold-down and/or tray replacement may be necessary.
 {70} Two, Three or Four batteries required. For best results, replace all. {147} 1 Battery - Dual Battery Opt. {150} Application may use 4D/800.
 {173} Requires 4 batteries. {177} Requires 1, 2 or 3 batteries. {180} Requires 2 to 8 batteries. {181} Requires 3 batteries.

Industrial Equipment

Industrial, Road & Misc. Equipment

SNORKEL ENGINEERING — SUPERIOR EQUIPMENT CO.

IMPORTANT NOTE: BATTERIES CAN EXPLODE! Always wear safety glasses AND shield eyes when working around batteries. Always check for proper polarity and sufficient terminal clearance BEFORE final installation to avoid dangerous sparks, potential explosion, possible severe personal injury and/or expensive electrical system and/or vehicle/equipment damage or fire.

| MAKE EQUIPMENT TYPE YEAR / MODEL | O.E. BCI NO. | CCA @ ° F | Notes | REPLACEMENT | |
|--|--------------------|-----------------|-------|-------------|--------------|
| | | | | Option 1 | Option 2 |
| SNORKEL ENGINEERING | | | | | |
| Subsidiary of OMNIQUIP INTERNATIONAL, INC. | | | | | |
| Snorkelift | | | | | |
| 2000-96 SLH, SLA-27, SLA-35 | 27 | 575 | | 153-5656 | 8C-3601 |
| 2000-94 Pro 100, 126 | 27 | 600 | {181} | 153-5656 | 8C-3601 |
| 2000-92 SL15, 18, 19, 20, 25 | GC2 | 220 | | — | — |
| 2000-92 SL15, 18, 19, 20, 25 - Optional | 4 | 500 | | 8C-3633 | — |
| 2000-89 ATB42, ATB46E, ATB46N, ATB50, ATB60, Pro 66 | 27 | 600 | | 153-5656 | 8C-3601 |
| 1998-86 TB120, TB Series | 27 | 600 | {177} | 153-5656 | 8C-3601 |
| 1998-86 Uno 33, 41 | 27 | 575 | | 153-5656 | 8C-3601 |
| 1995-89 5000D, 5000G | 22F | 330 | | 3T-5859 | 250-0489 |
| SNORKEL INTERNATIONAL | | | | | |
| Platform | | | | | |
| 2004-03 Telescoping Boom 37 | 27 | 675 | | 8C-3601 | 250-0486 |
| Telescoping Boom | | | | | |
| 2008-06 All Series | 27 | 675 | | 8C-3601 | 250-0486 |
| SPECTRUM | | | | | |
| Electric Power Plants | | | | | |
| 1999-97 150-180DS, 200DS, 230-600DS, 750-2000DS - Diesel | 31T | 1000 | {180} | — | — |
| 1999-97 20-100GS, 135-180GS(60Mz) | 24 | 900 | {147} | 127-0826 | 127-0824 |
| 1999-97 20DS, 125DS - Diesel | 26 | 525 | | 8C-3600 | 250-0489(32) |
| 1999-97 30-100DS, 30-1000DSE - Diesel | 24 | 900 | | 127-0826 | 127-0824 |
| 1999-97 50Mz | 31T | 1000 | {15} | — | — |
| STEIGER TRACTOR, INC. | | | | | |
| Additional equipment listed in the Farm Equipment section. | | | | | |
| Industrial Tractors | | | | | |
| 1986-82 CA-280, CA-325, CA-360, CU-280, CU-325, CU-360 | 31T | 475 | {173} | 175-4390 | 175-4370 |
| STEINER | | | | | |
| Utility Vehicles | | | | | |
| 2004 75 - 70134 | 26 | 650 | | — | — |
| 2004 75 - 70136 | 26 | 650 | {15} | — | — |
| 2004 ST35 | 26 | 650 | | — | — |
| 2004 ST480 | 26 | 650 | | — | — |
| SULLAIR CORPORATION | | | | | |
| Air Compressors | | | | | |
| 2008-06 300HH | 8D | 1400 | | 153-5720 | 250-0473 |
| 2008-06 375, 375H | 8D | 1400 | | 153-5720 | 250-0473 |
| 2008-06 425 | 8D | 1400 | | 153-5720 | 250-0473 |
| 2008-04 1050 | 8D | 1400 | | 153-5720 | 250-0473 |
| 2008-04 1150XH, 1150XHDL, 1150XHHDL | 8D | 1400 | | 153-5720 | 250-0473 |
| 2008-04 1300H, 1300XHDL | 8D | 1400 | | 153-5720 | 250-0473 |
| 2008-04 1450HH | 8D | 1400 | | 153-5720 | 250-0473 |
| 2008-04 1600, 1600H | 8D | 1400 | | 153-5720 | 250-0473 |
| 2008-04 600H | 8D | 1400 | | 153-5720 | 250-0473 |
| 2008-04 750, 750H, 750HH | 8D | 1400 | | 153-5720 | 250-0473 |
| 2008-04 825 | 8D | 1400 | | 153-5720 | 250-0473 |
| 2008-04 900, 900H, 900HDL, 900XH, 900XHDL, 900XHH | 8D | 1400 | | 153-5720 | 250-0473 |

| MAKE EQUIPMENT TYPE YEAR / MODEL | O.E. BCI NO. | CCA @ ° F | Notes | REPLACEMENT | |
|---|--------------------|-----------------|-------|--------------|--------------|
| | | | | Option 1 | Option 2 |
| SULLAIR CORPORATION (Continued) | | | | | |
| Air Compressors (Continued) | | | | | |
| 2008-04 Portable Compressors 1900 | 8D | 1400 | | 153-5720 | 250-0473 |
| 2007-06 900HDL, 900XHDL, 1150XHDL, 1150XHHDL, 1350XHDL, 1600H, 1450HH, 1050, 900XHH, 900, 435, 375H, 375, 300HH | 8D | 1400 | | 153-5720 | 250-0473 |
| 1993-90 100, 125 - Diesel | 24F | 815 | | 127-0826 | 127-0824 |
| 1993-90 175, 250, 375 - Diesel | 30H | 800 | {147} | 8C-3627 | 127-0826(29) |
| 1993-90 185 | 30H | 800 | | 8C-3627 | 127-0826(29) |
| 1993-90 80, 100, 125 | 24F | 815 | | 127-0826 | 127-0824 |
| 1993-82 600, 750 - Diesel, Optional | 4D | 960 | {15} | 153-5710 | 153-5700 |
| 1993-77 600, 800, 805, 825, 900 - Diesel | 4D | 775 | {147} | 153-5710 | 153-5700 |
| 1993-74 800, 900, 1050, 1250, 1600, 3200 - Diesel | 8D | 975 | {70} | 153-5720 | 101-4000 |
| 1990-89 H300, H425, H600, H750 - 300 psi, 350 psi | 8D | 975 | {15} | 153-5720 | 101-4000 |
| 1990-86 175 - Diesel | 31A | 650 | | 250-0486(29) | 127-0826(29) |
| 1990-86 80 | 30H | 550 | | 8C-3627 | 8C-3601 |
| 1990-85 250 - Diesel | 31A | 650 | | 250-0486(29) | 127-0826(29) |
| 1990-85 H1050 | 8D | 975 | {15} | 153-5720 | 101-4000 |
| 1990-85 H1250 Diesel, Rex Roll | 8D | 975 | {15} | 153-5720 | 101-4000 |
| 1990-85 H1300 - Diesel | 8D | 975 | {15} | 153-5720 | 101-4000 |
| 1990-84 H185 - Diesel | 31A | 650 | | 250-0486(29) | 127-0826(29) |
| 1990-83 185 | 31A | 650 | | 250-0486(29) | 127-0826(29) |
| 1990-83 H300, H425, H600, H750 - Diesel, Rex Roll | 4D | 775 | {147} | 153-5710 | 153-5700 |
| 1990-80 H900 - Diesel, Rex Roll, 350 psi | 8D | 975 | {15} | 153-5720 | 101-4000 |
| 1990-78 100, 125 | 30H | 550 | | 8C-3627 | 8C-3601 |
| 1990-78 250, 300, 330, 375 Diesel | 4D | 775 | | 153-5710 | 153-5700 |
| 1987-80 H275/300 - Diesel | 8D | 975 | | 153-5720 | 101-4000 |
| 1986-85 160, 185 - Diesel | 31A | 650 | | 250-0486(29) | 127-0826(29) |
| 1985-74 250, 350, 375 - Diesel | 8D | 975 | | 153-5720 | 101-4000 |
| 1985-74 600, 750 - Optional | 8D | 975 | {15} | 153-5720 | 101-4000 |
| 1985-69 70, 85, 100, 125 | 22F | 300 | | 3T-5859 | 250-0489 |
| 1985-69 70, 85, 100, 125 Optional | 24 | 400 | | 153-5656 | 8C-3600 |
| 1982-76 160, 185 | 29NF | 300 | | 250-0487(26) | — |
| 1982-74 160, 185 - Diesel | 4D | 775 | | 153-5710 | 153-5700 |
| 1975-74 150 | 27 | 410 | | 153-5656 | 8C-3601 |
| 1975-74 150 - Diesel | 4D | 775 | | 153-5710 | 153-5700 |
| Generator Sets | | | | | |
| 1985-82 25KW, 30KW, 45KW, 50KW, 55KW | 4D | 775 | | 153-5710 | 153-5700 |
| 1985-82 25KW, 30KW, 45KW, 50KW, 55KW Optional | 8D | 975 | | 153-5720 | 101-4000 |
| 1985-80 50KW, 75KW, 70KW, 85KW, 100KW, 125KW, 150KW | 8D | 975 | | 153-5720 | 101-4000 |
| 1985-79 10KW, 15KW, 20KW, 25KW, 35KW, 30KW, 35KW, 45KW | 3ET | 475 | | — | — |
| SUPERIOR EQUIPMENT CO. | | | | | |
| Buckeye Ditchers | | | | | |
| 1991-90 300G, 403 | 8D | 1115 | | 153-5720 | 101-4000 |
| 1991-60 310 Super 7, 318, Super H, Hydrostatic, Super H+ | 8D | 1115 | | 153-5720 | 101-4000 |

Industrial, Road & Misc. Equipment

SUPERIOR EQUIPMENT CO. — TEREX CORPORATION



IMPORTANT NOTE: BATTERIES CAN EXPLODE! Always wear safety glasses AND shield eyes when working around batteries. Always check for proper polarity and sufficient terminal clearance BEFORE final installation to avoid dangerous sparks, potential explosion, possible severe personal injury and/or expensive electrical system and/or vehicle/equipment damage or fire.

| MAKE EQUIPMENT TYPE YEAR / MODEL | O.E. BCI NO. | CCA @ ° F | Notes | REPLACEMENT | |
|--|--------------------|-----------------|-------|--------------|--------------|
| | | | | Option 1 | Option 2 |
| SUPERIOR EQUIPMENT CO. (Continued) | | | | | |
| Buckeye Ditchers (Continued) | | | | | |
| 1989-59 300-D, 300-G, 400-B, 403 - Most other Eng | 8D | 1115 | | 153-5720 | 101-4000 |
| 1975-59 300-D, 300-G, 400-B, 403 - Chrysler Eng, IHC Eng, Cont Eng. | 27 | 360 | | 153-5656 | 8C-3601 |
| T & J INDUSTRIES, INC. | | | | | |
| Mobile Hydraulic Crane | | | | | |
| 1984-74 MHC 85 | 8D | 1000 | | 153-5720 | 101-4000 |
| Rail Car Mover & Spotter | | | | | |
| 1985-72 SWX20, SWX30, SWX40 | 4D | 850 | | 153-5710 | 153-5700 |
| 1984 SWX80 | 31T | 500 | {70} | 175-4390 | 175-4370 |
| Rear Dump Haulers | | | | | |
| 1985-65 240C, 250C, 258C, 265C, 22R, 24R, 25R, 235R, 245R, 258R | 8D | 1000 | {15} | 153-5720 | 101-4000 |
| Shuttle Spotter | | | | | |
| 1985-84 SS500 | 8D | 1000 | | 153-5720 | 101-4000 |
| 1985-83 SS300 | 4D | 850 | | 153-5710 | 153-5700 |
| 1985-83 SS300 - Optional | 31T | 500 | {70} | 175-4390 | 175-4370 |
| TAMPO MFG. CO. | | | | | |
| Early Models | | | | | |
| 1975-64 VP-60 - Ford engine | 29NF | 290 | | 250-0487{26} | — |
| 1975-64 VP-60 - Cont engine | 2 | 450 | | 153-5690 | 8C-3629 |
| 1973-67 VS-125, VC-400 Diesel | 8D | 860 | | 153-5720 | 101-4000 |
| 1973-65 VP-90 | 29NF | 290 | | 250-0487{26} | — |
| 1973-65 VP-90 - All 6-Volt | 2 | 450 | | 153-5690 | 8C-3629 |
| 1973-60 VC-80 | 24 | 440 | | 153-5656 | 8C-3600 |
| 1973-60 VC-80 - All 6-Volt, Wisconsin engine | 2E | 500 | | 8C-3632{30} | — |
| 1973-60 VC-80 - Deutz 6-Volt | 3EE | 350 | | 8C-3620 | 250-0488{31} |
| Pneumatic Road Rollers | | | | | |
| 1987-76 SP-312, SP-312HD, SP-518 - Diesel | 4D | 800 | | 153-5710 | 153-5700 |
| 1986-64 SP-750, SP-950, SP-1070, SP-1070M - Diesel | 4D | 800 | | 153-5710 | 153-5700 |
| 1986-64 SP-750, SP-950, SP-1070, SP-1070M - Diesel, Optional | 8D | 900 | | 153-5720 | 101-4000 |
| 1977-62 SP-312 - All 12-Volt | 29NF | 290 | | 250-0487{26} | — |
| 1972-65 SP-518 - All 12-Volt | 29NF | 290 | | 250-0487{26} | — |
| 1966-57 SP-11 | 60 | 350 | | 3T-5857{29} | 3T-5858{29} |
| 1966-57 SP-11 - Diesel | 2 | 550 | {15} | 153-5690 | 8C-3629 |
| 1965-61 SP-312 - All 6-Volt | 2 | 450 | | 153-5690 | 8C-3629 |
| 1965-54 SP-9 | 1 | 550 | {147} | 8C-3617 | — |
| Self-Propelled, Vibratory | | | | | |
| 1990-73 RP-28D, RP-58, RP-58D, RS-28C, RS-28D, RS-58, RS-58D, RH-16A, RH-28D, RP-16D, RS-16D, RS-156A, RS-166A | 4D | 800 | | 153-5710 | 153-5700 |
| 1990-72 RS-16 - Diesel | 4D | 800 | | 153-5710 | 153-5700 |

| MAKE EQUIPMENT TYPE YEAR / MODEL | O.E. BCI NO. | CCA @ ° F | Notes | REPLACEMENT | |
|--|--------------------|-----------------|-------|--------------|----------|
| | | | | Option 1 | Option 2 |
| TAMPO MFG. CO. (Continued) | | | | | |
| Self-Propelled, Vibratory (Continued) | | | | | |
| 1990-72 RS-16A | 4D | 800 | | 153-5710 | 153-5700 |
| 1986-74 RS-188A, RH-199 | 8D | 1000 | | 153-5720 | 101-4000 |
| 1983-76 RS-144A | 24 | 440 | | 153-5656 | 8C-3600 |
| 1983-68 RS-210, RS-288A | 4D | 800 | | 153-5710 | 153-5700 |
| 1982-81 RS-03 | 22F | 315 | | 3T-5859 | 250-0489 |
| 1979-68 RH-48, RP-38, RP-48, RP-310, RS-28, RS-210, RS-310, RS-410 | 8D | 860 | | 153-5720 | 101-4000 |
| 1977-70 RS-28, RS-28A | 4D | 660 | | 153-5710 | 153-5700 |
| 1976-71 RS-16 | 29NF | 290 | | 250-0487{26} | — |
| Steel 3-Wheel & Tandem, Sheepsfoot | | | | | |
| 1974-66 SP-500 - All 12-Volt | 8D | 860 | | 153-5720 | 101-4000 |
| 1969-64 5-8, 8-10, 8-12 ton - All 12-Volt | 29NF | 290 | | 250-0487{26} | — |
| TENNANT CO. | | | | | |
| Concrete Groover | | | | | |
| 1983-64 Model G | 1 | 450 | | 8C-3617 | — |
| Scarifiers | | | | | |
| 1983-66 L-2, 2-R | 24 | 280 | | 153-5656 | 8C-3600 |
| 1983-64 K-4 | U1 | 220 | | 8C-3636 | — |
| 1968-64 L, R | 1 | 450 | | 8C-3617 | — |
| Scrubbers | | | | | |
| 1983-78 432 Heavy-Duty (Mins. @ 75A to 5.2V) | GC2 | 88min | {178} | 8C-3641 | — |
| 1983-78 432 Standard (Mins. @ 75A to 5.25V) | GC2 | 106min | {178} | 8C-3641 | — |
| 1983-75 520, 527, 550 | 24 | 280 | | 153-5656 | 8C-3600 |
| Sweepers | | | | | |
| 1983-81 717, Trailblazer | 24 | 280 | | 153-5656 | 8C-3600 |
| 1983-70 92, 210, 220, 240, 250, 260, 265, 280, 520, 525, 550 | 24 | 280 | | 153-5656 | 8C-3600 |
| 1983-64 42, T-42, T-42HD | U1 | 220 | | 8C-3636 | — |
| 1983-64 T-53, T-85, T-86, T-88, T-90, T-91, T-100 | 24 | 280 | | 153-5656 | 8C-3600 |
| TEREX CORPORATION | | | | | |
| Articulated Haulers | | | | | |
| 1998-84 All | 4D | 760 | {15} | 153-5710 | 153-5700 |
| Backhoe Loaders | | | | | |
| 2002 TX760 | 78 | 875 | {149} | 127-0826 | — |
| Crawlers | | | | | |
| 1998-84 D800 | 8D | 935 | {15} | 153-5720 | 101-4000 |
| 1983-75 82-20 | 30H | 490 | {173} | 8C-3627 | 8C-3601 |
| 1983-75 82-30B, 82-50 | 8D | 935 | {15} | 153-5720 | 101-4000 |
| Haulers | | | | | |
| 1998-84 3305B, TR34/40/45/60 | 4D | 760 | {15} | 153-5710 | 153-5700 |
| 1998-84 3310F, 3311D/E, 33100/100B, TR100 | 8D | 935 | {70} | 153-5720 | 101-4000 |
| 1998-84 3311C/D, 3307/09 Air Start | 30H | 490 | {15} | 8C-3627 | 8C-3601 |
| 1983-73 Air start | 30H | 490 | {15} | 8C-3627 | 8C-3601 |

{15} Two batteries required. For best results, replace both. {26} Replacement battery is wider than OE. Hold-down and/or tray replacement may be necessary.
 {29} Battery hold-down may need to be replaced and/or modified. Battery cable replacement may be necessary.
 {30} Replacement battery is wider and taller than OE. Hold-down and/or tray replacement may be necessary.
 {31} Replacement battery is longer and wider than OE. Hold-down and/or tray replacement may be necessary.
 {32} Replacement battery is longer than OE. Hold-down and/or tray replacement may be necessary.
 {70} Two, Three or Four batteries required. For best results, replace all. {147} 1 Battery - Dual Battery Opt.
 {149} Amp hour rating from OE mfr is converted to approx. CCA rating (Ah x 10=approx. CCA).
 {167} Could be 12 or 24 Volt System. Assure correct battery voltage BEFORE installation! {168} Air start.
 {173} Requires 4 batteries. {178} Requires 6 batteries.

Industrial, Road & Misc. Equipment TEREX CORPORATION — THEW-LORAIN

IMPORTANT NOTE: BATTERIES CAN EXPLODE! Always wear safety glasses AND shield eyes when working around batteries. Always check for proper polarity and sufficient terminal clearance BEFORE final installation to avoid dangerous sparks, potential explosion, possible severe personal injury and/or expensive electrical system and/or vehicle/equipment damage or fire.

| MAKE EQUIPMENT TYPE YEAR / MODEL | O.E. BCI NO. | CCA @ ° F | Notes | REPLACEMENT | |
|--|--------------------|-----------------|-----------|--------------|--------------|
| | | | | Option 1 | Option 2 |
| TEREX CORPORATION (Continued) | | | | | |
| Haulers (Continued) | | | | | |
| 1983-58 Electric start | 8D | 935 | {70} | 153-5720 | 101-4000 |
| 1973-58 Air start | 4D | 760 | | 153-5710 | 153-5700 |
| Loaders | | | | | |
| 1998-84 90C, 7220 | 8D | 935 | | 153-5720 | 101-4000 |
| 1998-58 72-31B, Air Starters | 4D | 760 | {15,168} | 153-5710 | 153-5700 |
| 1983-79 72-21B | 30H | 490 | {70} | 8C-3627 | 8C-3601 |
| 1983-75 All ex. 72-21B & 72-31B | 8D | 935 | {15} | 153-5720 | 101-4000 |
| 1975-58 All | 8D | 935 | {147,167} | 153-5720 | 101-4000 |
| Scrapers | | | | | |
| 1998-84 S-24B/C, TS-24B/C/D | 8D | 935 | {15} | 153-5720 | 101-4000 |
| 1998-76 TS-14B, TS-14C/D/DII/F | 4D | 760 | {15} | 153-5710 | 153-5700 |
| 1983-71 S-11E, TS-14, TS-14B | 4D | 760 | {147} | 153-5710 | 153-5700 |
| 1983-71 TS-24, S-24, TS-32, TS-32B | 8D | 935 | {70} | 153-5720 | 101-4000 |
| THE CHARLES MACHINE WORKS, INC. | | | | | |
| DITCHWITCH | | | | | |
| Ditchwitch Trenchers | | | | | |
| 1999-94 PP70 - Turbo | 30H | 700 | | 8C-3627 | 127-0826(29) |
| 1999-91 6520, 7020, 7520, 8020 | 34 | 650 | | 250-0486 | 127-0826 |
| 1994-91 4500, 5110 | 26R | 525 | | 250-0489(32) | — |
| 1994-78 1500, 1620, 1820 | 22F | 335 | | 3T-5859 | 250-0489 |
| 1994-77 2020, 2200, 2300, 2310, 3210 | 22F | 250 | | 3T-5859 | 250-0489 |
| 1993-91 5020, 6520 | 34 | 650 | | 250-0486 | 127-0826 |
| 1993-91 PP50 | 26R | 525 | | 250-0489(32) | — |
| 1993-89 3500, 3610 | 26 | 675 | | — | — |
| 1993-88 HT-100 | 31T | 925 | | 175-4390 | 115-2422 |
| 1993-86 7510 | 30H | 520 | | 8C-3627 | 8C-3601 |
| 1993-79 1410, 1420, 1620, 1810 | U1 | 200 | | 8C-3636 | — |
| 1993-79 6510 | 24 | 315 | | 153-5656 | 8C-3600 |
| 1993-79 6510 - Optional | 30H | 520 | | 8C-3627 | 8C-3601 |
| 1993-75 R-100 | 5D | 865 | {15} | 8C-3633 | — |
| 1993-73 C Series, Power Pack, PP16 | U1 | 200 | | 8C-3636 | — |
| 1993-73 C Series, Power Pack, PP16 - Optional | 22F | 250 | | 3T-5859 | 250-0489 |
| 1991-80 3210DD, 4010, 5010 | 30H | 470 | | 8C-3627 | 8C-3601 |
| 1991-80 3210DD, 4010, 5010 - Optional | 31A | 520 | | 250-0486(29) | 127-0826(29) |
| 1981-67 R-40, R-60, R-65 | 24 | 470 | {15} | 153-5656 | 8C-3600 |
| 1981-64 H Series, M Series, R-30 | 22F | 250 | | 3T-5859 | 250-0489 |
| 1980-74 R-30D | 24 | 315 | | 153-5656 | 8C-3600 |
| 1980-64 J-20, V30 | 22F | 250 | | 3T-5859 | 250-0489 |
| 1977-75 R-200 | 8D | 900 | | 153-5720 | 101-4000 |
| 1964-59 J4, K3, V4 | 22NF | 250 | | 250-0487(26) | — |
| Loaders | | | | | |
| 1989-84 1025SK | 31A | 520 | | 250-0486(29) | 127-0826(29) |
| 1989-84 1025SK - Optional | 31A | 925 | | 127-0824(29) | — |
| Self-Propelled Vibratory Plow | | | | | |
| 1999-93 400SX, 410SX | 26R | 525 | | 250-0489(32) | — |
| 1993-83 V-252, 255SX | U1 | 150 | | 8C-3636 | — |
| 1993-82 350SX | 24 | 315 | | 153-5656 | 8C-3600 |
| 1993-82 350SX - Optional | 31A | 520 | | 250-0486(29) | 127-0826(29) |
| 1980-70 VP-12 | U1 | 200 | | 8C-3636 | — |
| 1980-70 VP-12 - Optional | 22F | 250 | | 3T-5859 | 250-0489 |

| MAKE EQUIPMENT TYPE YEAR / MODEL | O.E. BCI NO. | CCA @ ° F | Notes | REPLACEMENT | |
|--|--------------------|-----------------|-------|-------------|----------|
| | | | | Option 1 | Option 2 |
| THE JAEGER MACHINE CO. | | | | | |
| Portable Air Compressors | | | | | |
| Reciprocating Type | | | | | |
| 1964-44 105, 125 | | 2 630 | | 153-5690 | 8C-3629 |
| 1956-50 S.N. C-19633 and later | 27 | 375 | | 153-5656 | 8C-3601 |
| 1956-44 160, 185, 210, 250 | 3 | 690 | {147} | 8C-3629 | — |
| 1956-44 160, 185, 210, 250 - Optional | 7D | 880 | | 8C-3635 | 8C-3633 |
| 1952-50 75 from S.N. C-7623 to C-19632 | 1 | 525 | | 8C-3617 | — |
| 1951-45 60, 75 to S.N. C-7622 | 2E | 525 | | 8C-3632(30) | — |
| 1950-47 315, 365, 600 | 4 | 800 | {15} | 8C-3633 | — |
| 1950-47 315, 365, 600 - Optional | 8D | 900 | {15} | 153-5720 | 101-4000 |
| Single Stage | | | | | |
| 1978-62 DS-175, DS-750, 365, 600, 900 | 8D | 900 | {147} | 153-5720 | 101-4000 |
| 1978-61 125, GS-175 | 27 | 390 | | 153-5656 | 8C-3601 |
| 1978-57 75, 85, 125, GV-160E, GS175 | 24 | 400 | | 153-5656 | 8C-3600 |
| 1972-71 G-2300 | 27 | 400 | {15} | 153-5656 | 8C-3601 |
| 1972-71 GV-175 - D-2300 | 2 | 650 | {15} | 153-5690 | 8C-3629 |
| 1960-57 75 - Optional | 1 | 550 | | 8C-3617 | — |
| Two Stage | | | | | |
| 1978-62 250 - Optional | 7D | 880 | | 8C-3635 | 8C-3633 |
| 1978-62 250 Cont. B-427 | 4D | 800 | | 153-5710 | 153-5700 |
| 1978-62 F-226-7, G-193 Eng | 24 | 400 | | 153-5656 | 8C-3600 |
| 1978-62 Ford, DD Eng. - Diesel | 6D | 800 | | 153-5710 | 153-5700 |
| 1978-62 HD-260 | 7D | 880 | {15} | 8C-3635 | 8C-3633 |
| 1968-61 125, 150 Ford Diesel, DD2-53 | 2 | 650 | {147} | 153-5690 | 8C-3629 |
| 1968-61 125, 150 Ford Diesel, DD2-53 - Optional | 24 | 315 | | 153-5656 | 8C-3600 |
| | 27 | 390 | | 153-5656 | 8C-3601 |
| | 7D | 880 | {15} | 8C-3635 | 8C-3633 |
| | 8D | 900 | {147} | 153-5720 | 101-4000 |
| 1967-55 365, 600, 900 | | | | | |
| THEW-LORAIN | | | | | |
| Crawler Machines | | | | | |
| 1966-65 L-26-K3 w/GM 3-71 | 7D | 880 | | 8C-3635 | 8C-3633 |
| 1966-65 L-36 Pipeliner | 8D | 975 | | 153-5720 | 101-4000 |
| 1966-59 L-86, L-775, L-820A | 8D | 975 | {147} | 153-5720 | 101-4000 |
| 1966-58 L-26 w/DD 3-71 Eng | 7D | 900 | {15} | 8C-3635 | 8C-3633 |
| 1966-58 L-51, L-56, L-36 - Waukeska Eng. | 4 | 825 | {15} | 8C-3633 | — |
| 1966-58 L-51, L-56, L-36 - Cat. Eng, Cummins, DD engine | 8D | 975 | {147} | 153-5720 | 101-4000 |
| 1966-58 L-72 w/Cat. D326 Eng | 2 | 650 | | 153-5690 | 8C-3629 |
| 1966-58 L-72 w/DD 6-71 engine | 8D | 975 | | 153-5720 | 101-4000 |
| 1966-52 L-26, L-50 - Waukeska, Cat. Eng | 2 | 650 | {147} | 153-5690 | 8C-3629 |
| 1966-52 L-50 w/DD 3-71 Eng | 8D | 975 | | 153-5720 | 101-4000 |
| 1961-59 L-85, L-85A Other Eng | 8D | 975 | {15} | 153-5720 | 101-4000 |
| 1961-59 L-85, L-85A Cat. Eng | 2 | 650 | | 153-5690 | 8C-3629 |
| Crawler Shovel-Crane | | | | | |
| 1966-64 Lorain 51 | 4 | 825 | {15} | 8C-3633 | — |
| Front End Loaders | | | | | |
| 1966-63 ML-200, ML-225, ML-250, ML-275 Cummins, DD Eng | 7D | 900 | {15} | 8C-3635 | 8C-3633 |
| 1966-63 ML-200, ML-225, ML-250, ML-275 - Cont engine | 1 | 525 | {15} | 8C-3617 | — |
| 1966-60 ML-307, ML-325 | 8D | 975 | {147} | 153-5720 | 101-4000 |

Industrial, Road & Misc. Equipment

THEW-LORAIN — TOWMOTOR



IMPORTANT NOTE: BATTERIES CAN EXPLODE! Always wear safety glasses AND shield eyes when working around batteries. Always check for proper polarity and sufficient terminal clearance BEFORE final installation to avoid dangerous sparks, potential explosion, possible severe personal injury and/or expensive electrical system and/or vehicle/equipment damage or fire.

| MAKE EQUIPMENT TYPE YEAR / MODEL | O.E. BCI NO. | CCA @ ° F | Notes | REPLACEMENT | |
|---|--------------------|-----------------|-------|-------------|----------|
| | | | | Option 1 | Option 2 |
| THEW-LORAIN (Continued) | | | | | |
| Moto-Cranes, Rubber Tires w/ Two Engines | | | | | |
| 1967-59 501D, 501PD, 502D, 502PD, 601PD | 30H | 500 | | 8C-3627 | 8C-3601 |
| 1967-56 540D, 600D | 4D | 800 | | 153-5710 | 153-5700 |
| 1967-54 501, 501P, 502, 502P, 510P, 540, 590, 600, 600P, 601P | 24 | 410 | | 153-5656 | 8C-3600 |
| 1966-64 MC-320, MC-325, MC-330 Waukeska Eng. | 4 | 825 | {15} | 8C-3633 | — |
| 1966-64 MC-320, MC-325, MC-330 - Other Eng | 8D | 975 | {147} | 153-5720 | 101-4000 |
| 1966-63 MC-540, MC-540A, MC-545, MC-550 Waukeska Eng. | 4 | 825 | {15} | 8C-3633 | — |
| 1966-59 MC-760, MC-760A, MC-770, MC-775, MC-794, MC-9115 | 8D | 975 | {147} | 153-5720 | 101-4000 |
| 1966-59 SP-107 - Other Eng | 7D | 900 | {15} | 8C-3635 | 8C-3633 |
| 1966-59 SP-107 w/Cont. GD157 & Ford 172 Eng | 1 | 525 | {147} | 8C-3617 | — |
| 1966-59 SP-107 w/Fordomatic trans. | 4D | 800 | | 153-5710 | 153-5700 |
| 1966-59 SP-108A w/Cont. F-186 engine | 7D | 900 | {15} | 8C-3635 | 8C-3633 |
| 1966-59 SP-108A w/Ford 220 Eng | 4D | 800 | | 153-5710 | 153-5700 |
| 1966-55 MC-530, MC-530W, MC-540, MC-540A, MC-545, MC-550, SP-350, SP-425, SP-530W - Other Eng | 8D | 975 | {147} | 153-5720 | 101-4000 |
| 1966-55 SP-350, SP-425, SP-530W Waukeska Eng. | 2 | 650 | {15} | 153-5690 | 8C-3629 |
| 1966-55 SP-350, SP-425, SP-530W - Cummins | 4 | 825 | {15} | 8C-3633 | — |
| 1966-52 MC-254, MC-254W, SP-254, SP-254W Other Eng | 2 | 650 | {147} | 153-5690 | 8C-3629 |
| 1966-52 SP-254, SP-254W DD engine | 7D | 900 | {15} | 8C-3635 | 8C-3633 |
| 1965-56 MC-107 - Cummins | 7D | 900 | {15} | 8C-3635 | 8C-3633 |
| 1965-56 MC-107 - Ford engine | 24 | 325 | | 153-5656 | 8C-3600 |
| 1965-56 MC-107 - Cont engine | 1 | 525 | {147} | 8C-3617 | — |
| 1965-56 Series 4-5 models Optional, Waukeska Eng. | 2 | 660 | {147} | 153-5690 | 8C-3629 |
| 1965-56 Series 4-5 models w/Cat. D-318G & D-330 | 8D | 900 | {15} | 153-5720 | 101-4000 |
| 1965-52 MC-254, MC-254W DD engine | 7D | 900 | {15} | 8C-3635 | 8C-3633 |
| 1961-56 MC-100 w/DD 2-71 Eng | 7D | 900 | {15} | 8C-3635 | 8C-3633 |
| 1961-56 MC-100 w/Ford 272 Eng | 24 | 325 | | 153-5656 | 8C-3600 |
| 1961-56 MC-110 w/ Ford 223 & 254 Eng | 2 | 650 | | 153-5690 | 8C-3629 |

| MAKE EQUIPMENT TYPE YEAR / MODEL | O.E. BCI NO. | CCA @ ° F | Notes | REPLACEMENT | |
|---|--------------------|-----------------|-------|-------------|--------------|
| | | | | Option 1 | Option 2 |
| THEW-LORAIN (Continued) | | | | | |
| Moto-Cranes, Rubber Tires w/ Two Engines (Continued) | | | | | |
| 1961-56 MC-530, MC-530W Waukeska Eng. | 2 | 650 | {147} | 153-5690 | 8C-3629 |
| 1961-56 SP-100 w/Ford 223 Eng | 8D | 975 | | 153-5720 | 101-4000 |
| 1961-53 MC-424, MC-424W, MC-425, MC-425W, MC-425WL Waukeska Eng. | 4 | 825 | {15} | 8C-3633 | — |
| 1961-53 MC-424, MC-424W, MC-425, MC-425W, MC-425WL DD engine | 8D | 975 | | 153-5720 | 101-4000 |
| 1961-53 MC-424, MC-424W, MC-425, MC-425W, MC-425WL - Optional, Waukeska Eng. | 2 | 650 | {147} | 153-5690 | 8C-3629 |
| 1960-59 MC-430 | 4 | 825 | {15} | 8C-3633 | — |
| THOMAS EQUIPMENT, LTD. | | | | | |
| Loaders | | | | | |
| 1959-58 180 | 27 | 710 | | 127-0826 | 127-0824 |
| 1959-58 Bankout | 30H | 600 | | 8C-3627 | 127-0826{29} |
| Screener | | | | | |
| 2007-02 400, 900, Screener 300 | 34 | 730 | | 127-0826 | — |
| Skid Steer | | | | | |
| 2008-06 250, 255, 35DT | 34 | 730 | | 127-0826 | — |
| 2008-02 85, 105, 137, 153, 155, 175, 205, 1700, 35DT, Pro 1300 | 34 | 730 | | 127-0826 | — |
| 2007-06 1300, 250, 1460, 255, 1960 | 34 | 730 | | 127-0826 | — |
| 2007-06 1460, 1960 | 34 | 730 | | 127-0826 | — |
| 2007-02 25G, 25GT | 34 | 235 | | 8C-3600 | 250-0489 |
| 1994-81 T173HL, T173K | 30H | 625 | | 8C-3627 | 127-0826{29} |
| 1994-78 T173P, T233P, T183HD, T203HD, T233HD, T233K | 30H | 625 | | 8C-3627 | 127-0826{29} |
| 1994-77 T81, T82, T83, T103, T132, T133 | 24 | 590 | | 153-5656 | 3T-5857 |
| 1994 T173HLS | 34/78 | 720 | | 127-0826 | — |
| 1994 T835, T1335 | 74 | 600 | | 153-5660 | 7X-6100 |
| 1983-77 1210, 1220, T171, T172, T231, T232, T1230 | 24 | 440 | | 153-5656 | 8C-3600 |
| TODCO DIVISION | | | | | |
| WATSON | | | | | |
| E Lift Gate Models | | | | | |
| With Independent Trailer | | | | | |
| 1987-68 ST, TWL, WT, SL, LST, TT, VL | 8D | 900 | | 153-5720 | 101-4000 |
| 1967-63 Weightlifter, Hide-A-Lift | 8D | 900 | | 153-5720 | 101-4000 |
| TOWMOTOR | | | | | |
| Lift Trucks | | | | | |
| 1971-59 461D, 462D, 502, 502D, 601PD, V30D, V40D, V50D | 30H | 475 | | 8C-3627 | 8C-3601 |

- {15} Two batteries required. For best results, replace both. {25} Replacement battery is taller than OE. Check height clearance before closing hood or cover.
- {26} Replacement battery is wider than OE. Hold-down and/or tray replacement may be necessary.
- {29} Battery hold-down may need to be replaced and/or modified. Battery cable replacement may be necessary.
- {32} Replacement battery is longer than OE. Hold-down and/or tray replacement may be necessary.
- {70} Two, Three or Four batteries required. For best results, replace all. {147} 1 Battery - Dual Battery Opt.
- {148} Two or more batteries required. For best results, replace all. {173} Requires 4 batteries.

Industrial Equipment

Industrial, Road & Misc. Equipment TOWMOTOR — VERMEER MFG. CO.

IMPORTANT NOTE: BATTERIES CAN EXPLODE! Always wear safety glasses AND shield eyes when working around batteries. Always check for proper polarity and sufficient terminal clearance BEFORE final installation to avoid dangerous sparks, potential explosion, possible severe personal injury and/or expensive electrical system and/or vehicle/equipment damage or fire.

| MAKE EQUIPMENT TYPE YEAR / MODEL | O.E. BCI NO. | CCA @ ° F | Notes | REPLACEMENT | |
|---|--------------------|-----------------|-------|--------------|----------|
| | | | | Option 1 | Option 2 |
| TOWMOTOR (Continued) | | | | | |
| Lift Trucks (Continued) | | | | | |
| 1971-59 500, 500P, 502, 510P, 511P, 540, 600, 601P, 670 | 24 | 325 | | 153-5656 | 8C-3600 |
| 1971-59 680P, 680SPL, 750, 760P, 850, 860P, 900, 950, 960P | 24 | 325 | | 153-5656 | 8C-3600 |
| 1971-58 540D, 600D, 670D, 680PD, V41D, V51D, V60D | 4D | 825 | | 153-5710 | 153-5700 |
| 1971-57 35, 350, 351, 391, 392, 421, 422, 462, 502 | 24 | 325 | | 153-5656 | 8C-3600 |
| 1970-60 K-5, T-30 thru T-60, V-30 thru V-60 | 24 | 325 | | 153-5656 | 8C-3600 |
| 1969-59 400P, 410, 411, 440, 441 | 29NF | 300 | | 250-0487(26) | — |
| 1966-40 50, 55, 60, 62, 72, 90, 680P, 680SPL, K-5 | 3 | 690 | | 8C-3629 | — |
| TOYOTA MOTOR CORPORATION | | | | | |
| Forklift | | | | | |
| 42-5FG25 | 24F | 440 | | 3T-5858 | 250-0489 |
| 42-6FGU25 | 35 | 390 | | 250-0487 | — |
| TREE FARMER EQUIPMENT CO., INC. | | | | | |
| Includes Hawker Siddeley Canada Inc. | | | | | |
| Feller Bunchers & Skidders | | | | | |
| 1986-72 FB-67, C4D, C5D, C6D, C6E, C7D, C7T, C8C | 30H | 545 | {15} | 8C-3627 | 8C-3601 |
| TROJAN INDUSTRIES, INC. | | | | | |
| Formerly EATON CORP. | | | | | |
| Additional equipment listed in the Farm Equipment section. | | | | | |
| 1980-79 1600 | 4 | 590 | {15} | 8C-3633 | — |
| Tractor Shovels | | | | | |
| 1967-60 112, 114, 124 | 27 | 370 | | 153-5656 | 8C-3601 |
| 1967-60 114, 124 - Diesel | 4 | 790 | {15} | 8C-3633 | — |
| 1967-60 164 - Diesel | 4D | 815 | | 153-5710 | 153-5700 |
| 1967-60 164, 164A | 27 | 370 | | 153-5656 | 8C-3601 |
| 1967-60 164A - Diesel | 4 | 790 | {15} | 8C-3633 | — |
| 1967-59 204 w/GM 3-71, 204A w/GM 3-71 | 5D | 815 | | 8C-3633 | — |
| 1967-59 204 w/GM 4-53, 204A w/GM 4-53 | 4 | 790 | {15} | 8C-3633 | — |
| 1967-59 204 w/Penta D-67, 204A w/Penta D-67 | 30H | 475 | {15} | 8C-3627 | 8C-3601 |
| 1967-59 204, 204A - Other Engs | 27 | 370 | | 153-5656 | 8C-3601 |
| 1967-59 204, 204A Cummins Diesel | 8D | 900 | {147} | 153-5720 | 101-4000 |
| 1967-59 254, 300, 304A, 400, OS-10, 3000 | 4 | 790 | {173} | 8C-3633 | — |
| 1965-64 134A | 4 | 790 | {15} | 8C-3633 | — |
| 1964-63 124A - Other Engs | 4 | 790 | {15} | 8C-3633 | — |
| 1964-63 124A w/UD-264 | 27 | 370 | | 153-5656 | 8C-3601 |
| 1964-57 304, 404 | 7D | 880 | {173} | 8C-3635 | 8C-3633 |
| 1964-54 134 - Other Engs | 27 | 370 | | 153-5656 | 8C-3601 |
| 1964-54 134 w/GM 3-53 & IHC UD-282 | 5D | 865 | {15} | 8C-3633 | — |
| 1964-54 134 w/Herc. D-298-H & Penta D-47 | 4D | 815 | | 153-5710 | 153-5700 |
| Wheel Loaders | | | | | |
| 1991-87 4500Z, L3000, L4500 | 4D | 950 | {15} | 153-5710 | 153-5700 |
| 1991-84 1900Z, 2000Z, 3500Z | 4D | 850 | {15} | 153-5710 | 153-5700 |

| MAKE EQUIPMENT TYPE YEAR / MODEL | O.E. BCI NO. | CCA @ ° F | Notes | REPLACEMENT | |
|---|--------------------|-----------------|-------|--------------|--------------|
| | | | | Option 1 | Option 2 |
| TROJAN INDUSTRIES, INC. (Continued) | | | | | |
| Wheel Loaders (Continued) | | | | | |
| 1991-83 1500C, 1500D, 1700C, 1900, 1900C, 500Z, 1700Z | 30H | 800 | {15} | 8C-3627 | 127-0826(29) |
| 1991-76 5500, 7500 | 8D | 975 | {15} | 153-5720 | 101-4000 |
| 1991-75 2500C, 3000C, 4000E, 4500, 5500Z | 7D | 925 | {173} | 8C-3635 | 8C-3633 |
| 1983-73 1500C, 1500D, 1700C, 1900, 1900C, 1500Z, 1700Z | 4 | 590 | {15} | 8C-3633 | — |
| 1981-72 2000C, 2000D | 5D | 820 | {173} | 8C-3633 | — |
| UNIT CRANE & SHOVEL CORP. | | | | | |
| Cranes & Shovels | | | | | |
| 1986-73 150-H, 342-H, 381-H, 2700B, 2800B, 5000, 5500 | 8D | 900 | | 153-5720 | 101-4000 |
| 1980-68 300, 400, 500, 750, 1220A, 1220B, 1225WA | 4 | 650 | {15} | 8C-3633 | — |
| 1980-64 H-30T, H-171, H-172, H-201, H-202, H-401, H-471 | 8D | 900 | | 153-5720 | 101-4000 |
| 1975-63 Diesel engines | 4 | 790 | {15} | 8C-3633 | — |
| 1975-63 Gas engines | 60 | 305 | | 3T-5857(29) | 3T-5858(29) |
| 1968-65 360T - Diesel | 3 | 690 | {15} | 8C-3629 | — |
| 1960-46 Gas Models except 360T & 510T & 513T | 2L | 400 | | 153-5690(25) | 8C-3629(25) |
| 1958-46 All engines w/Diesel models | 5 | 865 | {15} | — | — |
| 1957-55 510T, 513T | 5D | 525 | | 8C-3633 | — |
| UNIT RIG & EQUIPMENT CO. | | | | | |
| INCLUDES DART TRUCK CO. | | | | | |
| Front End Wheel Loaders & Log Stackers | | | | | |
| 1985-69 600C, 620C, KWV30, KWV120 | 8D | 830 | {70} | 153-5720 | 101-4000 |
| Off Highway Trucks | | | | | |
| 1985-75 2085, 3065, 3075, 3100, 3120, 4100, 4120, 4150 | 8D | 830 | {15} | 153-5720 | 101-4000 |
| Open Pit Mining Trucks | | | | | |
| 1983-70 Mark 36, BD-30, BD-180, BWE | 8D | 935 | {148} | 153-5720 | 101-4000 |
| 1983-62 M-24, M-30, M-85, M-100, M-120, M-120-17, M-200 | 8D | 935 | {148} | 153-5720 | 101-4000 |
| VERMEER MFG. CO. | | | | | |
| Auger | | | | | |
| 1980-63 M-12 | 24 | 250 | | 153-5656 | 8C-3600 |
| Chippers | | | | | |
| 1999-91 1220BC - Diesel | 31T | 925 | | 175-4390 | 115-2422 |
| 1999-91 935BC, 1200BC, 1220BC | 24 | 580 | | 153-5656 | 3T-5857 |
| 1999-88 620, 620BC, 625BC | 24 | 485 | | 153-5656 | 8C-3600 |
| 1995-78 1250BC, 1250UBC, 1600, 1600A | 24 | 580 | | 153-5656 | 3T-5857 |
| 1995 1230BC | 31T | 925 | | 175-4390 | 115-2422 |
| 1991-87 1250 | 24 | 580 | {147} | 153-5656 | 3T-5857 |
| 1987-70 671 - Diesel | 4D | 800 | | 153-5710 | 153-5700 |
| 1978-70 671 | 24 | 365 | | 153-5656 | 8C-3600 |
| Compactors | | | | | |
| 1993-89 TC23/33 | 24 | 575 | | 153-5656 | 3T-5857 |
| 1993-88 TC4 | 26R | 425 | | 250-0489(32) | — |
| Directional Borers | | | | | |
| 1999-91 D7, D14/24 | 24 | 575 | | 153-5656 | 3T-5857 |

Industrial, Road & Misc. Equipment

VERMEER MFG. CO. — VERSATILE, INC.



IMPORTANT NOTE: BATTERIES CAN EXPLODE! Always wear safety glasses AND shield eyes when working around batteries. Always check for proper polarity and sufficient terminal clearance BEFORE final installation to avoid dangerous sparks, potential explosion, possible severe personal injury and/or expensive electrical system and/or vehicle/equipment damage or fire.

| MAKE EQUIPMENT TYPE YEAR / MODEL | O.E. BCI NO. | CCA @ ° F | Notes | REPLACEMENT | |
|--|--------------------|-----------------|-------|--------------|--------------|
| | | | | Option 1 | Option 2 |
| VERMEER MFG. CO. (Continued) | | | | | |
| Frost Cutters & Stump Cutters | | | | | |
| 1967-62 F-100 | 60 | 315 | | 3T-5857(29) | 3T-5858(29) |
| 1967-58 6, 10, 15, 18, 1560 | 24 | 315 | | 153-5656 | 8C-3600 |
| 1962-58 6, 10, 15 | 1 | 550 | | 8C-3617 | — |
| Lawnmasters | | | | | |
| 1992-83 LM-35, LM-40 | 30H | 685 | | 8C-3627 | 127-0826(29) |
| 1983-79 LM-35 | 22F | 250 | | 3T-5859 | 250-0489 |
| 1981-76 Dink Digger, LM-18 w/Independent PTO | 24 | 365 | | 153-5656 | 8C-3600 |
| Log Splitters | | | | | |
| 1987-80 LS-150A | 22F | 250 | | 3T-5859 | 250-0489 |
| 1987-71 LS-200 | 24 | 250 | | 153-5656 | 8C-3600 |
| Stump Cutters | | | | | |
| 1999-93 672, 1102SC | 31T | 925 | | 175-4390 | 115-2422 |
| 1993-90 665B | 24 | 485 | | 153-5656 | 8C-3600 |
| 1993-90 665B - Diesel | 31T | 925 | | 175-4390 | 115-2422 |
| 1993-71 630A, 665, 665A, 2465 | 24 | 440 | | 153-5656 | 8C-3600 |
| 1993-63 6, M-18, 186, 206, 222SC, 618, 1560, 2460A | 24 | 400 | | 153-5656 | 8C-3600 |
| 1991-88 630B | 26 | 425 | | 8C-3600 | 250-0489(32) |
| 1971-63 10, 15, 18, 630, 2460A | 24F | 440 | | 3T-5858 | 250-0489 |
| Tree Mover | | | | | |
| 1970-65 TM-700 | 24F | 485 | | 3T-5858 | 250-0489 |
| Tree Spades | | | | | |
| 1993-67 TS-30, TS-44A, TS-530, TS-544 | 24 | 485 | | 153-5656 | 8C-3600 |
| 1993-67 TS-30, TS-44A, TS-530, TS-544 - Ford engine | 24F | 485 | | 3T-5858 | 250-0489 |
| Trenchers, Ditchmasters | | | | | |
| 2010-07 LM25 | 26 | 400 | | 8C-3600 | 250-0489(32) |
| 2010-07 LM42 | 31T | 660 | | 175-4390 | 175-4370 |
| 2010-07 RT350, RT450 | 29H | 660 | | 8C-3627 | — |
| 2010-07 RT950, XTS1250 | N/A | 1000 | | — | — |
| 2010-07 RTX1250 | 4D | 1000 | | 153-5710 | — |
| 2010-07 RTX450, RTX750 | 29H | 660 | | 8C-3627 | — |
| 2000-96 T-865, T-9554, T-1055, T-1255, T-1505 | 8D | 1105 | {15} | 153-5720 | 101-4000 |
| 2000-95 P-125, P-185 | 31T | 950 | | 175-4390 | 115-2422 |
| 2000-95 TC4A | 26R | 425 | | 250-0489(32) | — |
| 2000-91 T-555, T-455 | 31T | 950 | {15} | 175-4390 | 115-2422 |
| 2000-90 T-655, T-658, T-755, T-758, T-850 | 31T | 950 | {177} | 175-4390 | 115-2422 |
| 2000-88 CC135, CC145 | 4D | 1000 | | 153-5710 | — |
| 1999-95 V-5750 | 29H | 660 | | 8C-3627 | — |
| 1999-94 OCC-135 | 8D | 1150 | | 153-5720 | 101-4000 |
| 1999-94 V-3550 | 29H | 660 | | 8C-3627 | — |
| 1999-91 V-5050, V-5800 | 24 | 625 | {147} | 153-5656 | 3T-5857 |
| 1999-88 V-7650, V-8050, V-8550 | 4D | 1000 | | 153-5710 | — |
| 1995-83 LM-35, LM-40, LM-42 | 29H | 685 | | 8C-3627 | — |
| 1993-92 V-4150, V-4750 | 30H | 660 | | 8C-3627 | 127-0826(29) |
| 1993-92 V-4150, V-4750 Optional | 24 | 575 | {15} | 153-5656 | 3T-5857 |
| 1993-91 Flex Trak-75, Flex Trak-115 | 31T | 950 | | 175-4390 | 115-2422 |

| MAKE EQUIPMENT TYPE YEAR / MODEL | O.E. BCI NO. | CCA @ ° F | Notes | REPLACEMENT | |
|---|---|-----------------|----------|--------------|--------------|
| | | | | Option 1 | Option 2 |
| VERMEER MFG. CO. (Continued) | | | | | |
| Trenchers, Ditchmasters (Continued) | | | | | |
| 1993-90 M-5850, M-7850, T-450, T-455 | 24 | 575 | {147} | 153-5656 | 3T-5857 |
| 1993-85 CC-90, CC-135 | 8D | 1155 | | 153-5720 | 101-4000 |
| 1993-78 V-430, V-430A, V-440, V-450, V-455A | 24 | 575 | {147} | 153-5656 | 3T-5857 |
| 1993-76 M-455A, M-475, M-475A, M-485, M-495 | 4D | 1000 | | 153-5710 | — |
| 1993-76 T-650, T-800, T-800B, T-800C, T-800HT, T-1450, T-1455 | 8D | 1155 | {147} | 153-5720 | 101-4000 |
| 1993-72 T-600B, T-600C, T-600D, T-850, V-7550, V-8050 | 4D | 1000 | {147} | 153-5710 | — |
| 1991-89 V-1550 | 26 | 310 | | 8C-3600 | 250-0489(32) |
| 1987-68 M-220, M-455A, M-465A, M-470, M-470D | 24 | 365 | {147} | 153-5656 | 8C-3600 |
| 1985-62 M-418, M-434, M-437, M-437A, M-440, M-450, M-450D, M-455, Dinky Digger | 24 | 370 | {147} | 153-5656 | 8C-3600 |
| 1984-70 T-400A, T-400B, T-400C | 4D | 800 | | 153-5710 | 153-5700 |
| 1984-65 T-100, T-200, T-218, T-230, T-300, T-300A, T-300B, T-400 | 24 | 365 | | 153-5656 | 8C-3600 |
| 1976-63 M-18, M-30, M-36, M-50, M-50D, M-60, LM18 | 24 | 365 | {17,147} | 153-5656 | 8C-3600 |
| 1975-69 T-600A w/DD 3-53 Eng | 4D | 1000 | | 153-5710 | — |
| 1975-64 T-600 - Ford engine | 24F | 485 | | 3T-5858 | 250-0489 |
| 1975-62 W-1, W-1A, W-3 | 24 | 365 | | 153-5656 | 8C-3600 |
| 1971-63 E-30, M-30, M-36, M-50, M-60, M-437, M-450, M-460, M-465 | 24F | 365 | {17} | 3T-5858 | 250-0489 |
| 1970-64 T-600A - Diesel | 24F | 485 | | 3T-5858 | 250-0489 |
| 1967-63 4T, 524T - Optional | 24 | 315 | | 153-5656 | 8C-3600 |
| 1967-54 4T, 524T | 1 | 550 | | 8C-3617 | — |
| 1963-60 36 | 1 | 550 | | 8C-3617 | — |
| 1962-58 W-1, W-2, W-3 | 1 | 550 | | 8C-3617 | — |
| VERSA, INC. | | | | | |
| Bagger | | | | | |
| 2004 Bagger 891 | 31T | 625 | {15} | ??? | ??? |
| VERSATILE EQUIPMENT | | | | | |
| FORD-NEW HOLLAND CANADA LTD. | | | | | |
| Additional equipment listed in the Farm Equipment section. | | | | | |
| Loaders | | | | | |
| 1999-90 744 | 4DLT | 750 | | 153-5710(30) | 153-5700(30) |
| VERSATILE, INC. | | | | | |
| Skid Steer | | | | | |
| 2003 | 2145-145 hp, 2160-160 hp, 2180-180 hp, 2210-210 hp, 2290-290 hp, 2335-335 hp, 2360-360 hp, 2375-375 hp, 2425-425 hp | 31T | 660 | 175-4390 | 175-4370 |

{15} Two batteries required. For best results, replace both. {17} Watch polarity and clearance! Vehicle could have reverse terminal battery.

{24} OEM Used various size batteries in production. Check original battery for size and correct fit.

{26} Replacement battery is wider than OE. Hold-down and/or tray replacement may be necessary.

{29} Battery hold-down may need to be replaced and/or modified. Battery cable replacement may be necessary.

{30} Replacement battery is wider and taller than OE. Hold-down and/or tray replacement may be necessary.

{32} Replacement battery is longer than OE. Hold-down and/or tray replacement may be necessary.

{49} Best fit estimate. Match to original battery to assure proper fit and polarity. {70} Two, Three or Four batteries required. For best results, replace all.

{147} 1 Battery - Dual Battery Opt. {170} Special 12-volt battery. {177} Requires 1, 2 or 3 batteries.

Industrial, Road & Misc. Equipment VOLVO DIVISION — WALDON, INC.

IMPORTANT NOTE: BATTERIES CAN EXPLODE! Always wear safety glasses AND shield eyes when working around batteries. Always check for proper polarity and sufficient terminal clearance BEFORE final installation to avoid dangerous sparks, potential explosion, possible severe personal injury and/or expensive electrical system and/or vehicle/equipment damage or fire.

| MAKE EQUIPMENT TYPE YEAR / MODEL | O.E. BCI NO. | CCA @ ° F | Notes | REPLACEMENT | |
|---|--------------------|-----------------|-------|--------------|--------------|
| | | | | Option 1 | Option 2 |
| VOLVO DIVISION | | | | | |
| See EUCLID HITACHI HEAVY EQUIPMENT, INC. | | | | | |
| Wheel Loaders | | | | | |
| 2003 L120E | | | {24} | — | — |
| WACKER CORPORATION | | | | | |
| Diesel Vibro Plates | | | | | |
| 1999-84 DPU 5055, DPU 6055, DPU 6760, DPU 7060 | 22F | 255 | | 3T-5859 | 250-0489 |
| Generators | | | | | |
| 1999-93 G-25, G-45, G-60, G-75 | 27 | 500 | | 153-5656 | 8C-3601 |
| Light Towers | | | | | |
| 1999-95 LT-4, LT-4S, LTP-4, 4S | 24 | 330 | | 153-5656 | 8C-3600 |
| 1999-95 LT-4, LT-4S, LTP-4, 4S - Optional | 24F | 330 | | 3T-5858 | 250-0489 |
| Pumps | | | | | |
| 1999-92 PT6LT | 31T | 685 | | 175-4390 | 175-4370 |
| 1995-83 PT5-3H, PT5-4H | 22NF | 225 | | 250-0487(26) | — |
| 1991-88 PT6DS, PT6DT | 24F | 450 | | 3T-5858 | 250-0489 |
| Ride-On Trowels | | | | | |
| 1999-95 CRT36, ART46, ASO, ASN, KHN | 26 | 400 | | 8C-3600 | 250-0489(32) |
| Rollers | | | | | |
| 1999-89 RT560, RT820, R1000, R1000B, R1000S | 31T | 685 | | 175-4390 | 175-4370 |
| 1995-90 RD880V | 22NF | 225 | | 250-0487(26) | — |
| 1995-87 RSS800A | NA | 260 | {170} | — | — |
| 1995-87 W74A | NA | 260 | | — | — |
| 1994-81 WHK 90A, WHK 90L, WHK 50100, WDH86-110 | 22F | 225 | | 3T-5859 | 250-0489 |
| 1989-84 R1000, R1000B, R1000S | 24F | 450 | | 3T-5858 | 250-0489 |
| 1984-79 R900, R900S | 24 | 220 | | 153-5656 | 8C-3600 |
| WAGNER MINING EQUIPMENT CO. | | | | | |
| Loaders | | | | | |
| 1989-81 ST-1.3A | 31T | 600 | | 175-4390 | 175-4370 |
| 1989-66 JS-500, HST-1A, ST1, ST-2A, ST-3-1/2 | 30H | 540 | {147} | 8C-3627 | 8C-3601 |
| 1989-66 ST-2B, ST-2C, ST-2D, ST-3, ST-6C, ST-8, ST-8A, ST-11, ST-13 | 4D | 950 | {147} | 153-5710 | 153-5700 |
| 1989-61 ST-4A, ST-4C, ST-5, ST-5A, ST-5B, ST-5D, ST-5E, ST-5H | 4D | 950 | {15} | 153-5710 | 153-5700 |
| 1984-72 MS-1F, MS-1H, MS-1 1/2, MS-2, MS-3, MS-3A | 4D | 950 | {147} | 153-5710 | 153-5700 |
| 1984-63 ST-1, ST-1 1/2, ST-1 1/2A, HST-5, SD-2 1/2, SD-3 | 4D | 950 | {147} | 153-5710 | 153-5700 |
| 1971-60 MS-1F, MS-1H, MS-1 1/2 | 30HR | 540 | | 8C-3601 | 250-0486(29) |
| 1967-60 MS-2, MS-3, SD-2-1/2, SD-3, ST-5 | 4D | 815 | {147} | 153-5710 | 153-5700 |
| Personnel Transports | | | | | |
| 1989-67 UT-42, UT-45A | 30H | 540 | {70} | 8C-3627 | 8C-3601 |
| 1989-67 UT-42, UT-45A Optional | 4D | 950 | | 153-5710 | 153-5700 |
| 1984-72 PT-10, PT-14 | 4D | 950 | | 153-5710 | 153-5700 |
| 1971-63 PT-10, PT-14, PT-30 | 30HR | 540 | | 8C-3601 | 250-0486(29) |
| Supply Carriers | | | | | |
| 1984-79 DC-07 | 31T | 600 | {15} | 175-4390 | 175-4370 |
| 1984-65 TT-410A, UT-410A, UT-F20, LT-410A, FT-410A, FT-410Z, PM-22 | 4D | 950 | {147} | 153-5710 | 153-5700 |

| MAKE EQUIPMENT TYPE YEAR / MODEL | O.E. BCI NO. | CCA @ ° F | Notes | REPLACEMENT | |
|--|--------------------|-----------------|-------|--------------|--------------|
| | | | | Option 1 | Option 2 |
| WAGNER MINING EQUIPMENT CO. (Continued) | | | | | |
| Supply Carriers (Continued) | | | | | |
| 1971-63 LT-410, TT-410, UT-410 | 30HR | 540 | | 8C-3601 | 250-0486(29) |
| 1971 HPT-5 | 30H | 540 | | 8C-3627 | 8C-3601 |
| Trucks | | | | | |
| 1989-78 MT-411-30, MT-413-30 | 31T | 600 | {15} | 175-4390 | 175-4370 |
| 1989-75 MT-414-30, MT-416-30, MT-420-30, MT-245-30/433-30 | 4D | 950 | {15} | 153-5710 | 153-5700 |
| 1989-67 MT-435-32, MTP-F10, MTP-F12-30, MTP-410-30 | 4D | 950 | {147} | 153-5710 | 153-5700 |
| 1989-66 MT-F25-35, MT-F25-44, MT-F28 | 4D | 950 | {15} | 153-5710 | 153-5700 |
| 1989-66 MTT-F15, MTT-F20, MTT-F20-23, MTT-R15, MTT-F20-24, MTT-F20-27A | 4D | 950 | {147} | 153-5710 | 153-5700 |
| 1989-63 MTT-420-27A, MTT-420-27B, MTT-420-30, MTT-420-38, MTT-422-30, MTT-423-38 | 4D | 950 | {15} | 153-5710 | 153-5700 |
| 1989-61 MTT-415, MTT-415-22, MTT-417-25, MTT-419-32, MTT-435-20, MTT-610A | 4D | 950 | {15} | 153-5710 | 153-5700 |
| 1984-72 MF-F10 | 4D | 950 | | 153-5710 | 153-5700 |
| 1984-72 MT-F50-26 | 8D | 1000 | {15} | 153-5720 | 101-4000 |
| 1984-69 MTT-426-23A, HPT-5, UT-F20 | 30H | 540 | | 8C-3627 | 8C-3601 |
| 1984-69 MTT-F10, MTT-F25-23, MTT-F26-23 | 30H | 540 | | 8C-3627 | 8C-3601 |
| 1984-68 MTT-425-28 | 8D | 1000 | {15} | 153-5720 | 101-4000 |
| 1984-66 HMTT-410, PM-22 | 4D | 950 | {147} | 153-5710 | 153-5700 |
| 1984-63 MTT-425, MTT-425-34, MTT-425-36, MTT-425-46, MTT-426-23 | 4D | 950 | {15} | 153-5710 | 153-5700 |
| 1984-62 MT-F15 | 30H | 540 | {15} | 8C-3627 | 8C-3601 |
| 1984-62 MT-F15 - Optional | 4D | 815 | {15} | 153-5710 | 153-5700 |
| 1984-61 MTT-F40-44, MTT-R40, MTT-413, MTT-415, MTT-420, MTT-425 | 4D | 950 | {15} | 153-5710 | 153-5700 |
| 1977-72 MT-F10-C | 4D | 695 | {147} | 153-5710 | 153-5700 |
| 1967-60 MT-F10-C, MTP-F10, MTP-F12-30 | 30HR | 540 | | 8C-3601 | 250-0486(29) |
| WALDON, INC. | | | | | |
| Aerial Lifts | | | | | |
| 1998-88 Sky Van, Sky Jacker | 8D | 1150 | {15} | 153-5720 | 101-4000 |
| Dozers | | | | | |
| 1999-98 LD80, WD80 | 34/78 | 850 | | 127-0826 | — |
| 1999-95 7000, 7500 - Diesel | 34/78 | 875 | {49} | 127-0826 | — |
| 1999-85 6000B - Diesel | 26R | 460 | {15} | 250-0489(32) | — |
| 1999-85 6000C, 8500C | 26R | 460 | {15} | 250-0489(32) | — |
| 1988-84 8500B | 71 | 650 | {49} | 7X-6100(32) | — |
| 1984-81 8500 | 31T | 625 | | 175-4390 | 175-4370 |
| 1982-81 4500 | 31T | 625 | | 175-4390 | 175-4370 |
| 1982-78 6000 | 22F | 405 | {15} | 3T-5859 | 250-0489 |
| 1982-75 5000, 5200 | 24 | 505 | | 153-5656 | 8C-3600 |
| 1982-75 6000 - Optional | 24 | 505 | | 153-5656 | 8C-3600 |
| Loaders | | | | | |
| 1999-91 4500B | 31T | 625 | | 175-4390 | 175-4370 |
| 1999-83 4100, 5100 | 31T | 625 | | 175-4390 | 175-4370 |

Industrial, Road & Misc. Equipment

WALDON, INC. — WORTHINGTON COMPRESSORS, INC.



IMPORTANT NOTE: BATTERIES CAN EXPLODE! Always wear safety glasses AND shield eyes when working around batteries. Always check for proper polarity and sufficient terminal clearance BEFORE final installation to avoid dangerous sparks, potential explosion, possible severe personal injury and/or expensive electrical system and/or vehicle/equipment damage or fire.

| MAKE EQUIPMENT TYPE YEAR / MODEL | O.E. CCA BCI @ NO. ° F | Notes | REPLACEMENT | |
|---|------------------------------|-------|--------------|--------------|
| | | | Option 1 | Option 2 |
| WALDON, INC. (Continued) | | | | |
| Sweepers | | | | |
| 1999-98 8C - Lay-Mor | 31T 950 | | 175-4390 | 115-2422 |
| 1999-98 Sweepmaster 250 | 31T 950 | | 175-4390 | 115-2422 |
| 1999-94 6HB, 8B, 6HC, 8HC - Lay-Mor | 34/78 525 | | 7X-6100 | 250-0489 |
| 1997-91 Sweepmaster B, Sweepmaster II Diesel | 31T 950 | | 175-4390 | 115-2422 |
| 1991-85 Sweepmaster Diesel | 26R 460 | {15} | 250-0489{32} | — |
| WARD LAFRANCE | | | | |
| Aerials, Pumpers, snorkels | | | | |
| 1977-66 A-80, P-80, P-82, P-85, S-80 | 8D 935 | {15} | 153-5720 | 101-4000 |
| WESTINGHOUSE AIR BRAKE CO. | | | | |
| See also LETOURNEAU-WESTINGHOUSE | | | | |
| Air Compressors | | | | |
| 1971-70 125RD1, 150RD1, 170RD1 | 30H 525 | | 8C-3627 | 8C-3601 |
| 1971-70 125TA | 24 325 | | 153-5656 | 8C-3600 |
| 1971-70 365SD1, 450RD2, 900SD1 | 4D 800 | {147} | 153-5710 | 153-5700 |
| 1971-70 600SD1, 600RD2 | 8D 975 | | 153-5720 | 101-4000 |
| 1971-70 85RG1, 125RG1A, 125RG1B, 150G1, 170RG2 | 3EE 375 | | 8C-3620 | 250-0488{31} |
| WHITE-OLIVER | | | | |
| See also OLIVER | | | | |
| Industrial Wheel Tractors | | | | |
| 1968-66 2-44 | 60 400 | | 3T-5857{29} | 3T-5858{29} |
| 1968-66 2-44 - Diesel | 1 500 | {15} | 8C-3617 | — |
| 1968-66 2-62, 2-78, 4-78 | 6D 750 | | 153-5710 | 153-5700 |
| 1968-66 2-62, 2-78, 4-78 - Diesel | 5D 800 | {15} | 8C-3633 | — |
| WHITEMAN MFG. CO. | | | | |
| Concrete Equipment | | | | |
| 1983-59 DB-60 Cart-Powered | U1 235 | | 8C-3636 | — |
| 1978-69 B-85 | 24 360 | | 153-5656 | 8C-3600 |
| 1978-65 P-40G, P-60D, P-80D Pumps | 24 330 | {176} | 153-5656 | 8C-3600 |
| Forklifts & Power Buggies | | | | |
| 1990-58 M-WLS-1000 Lift, WBH-16E Buggy | U1 235 | | 8C-3636 | — |
| Twin Finishing Machines | | | | |
| 1990-80 All | U1 235 | | 8C-3636 | — |
| WHITMAN & ROBINSON, INC. | | | | |
| Sidewalk Snow Plow Tractors w/ 4-Wheel Drive | | | | |
| 1975-58 Cayuga A, L, LB, W | 29NF 300 | | 250-0487{26} | — |
| WOOD CHUCK CHIPPER CORP. | | | | |
| Formerly SAFETY TEST & EQUIPMENT CO. | | | | |
| Wood Chuck Chippers | | | | |
| 1984-71 w/CA12 & w/CA16 | 24 330 | | 153-5656 | 8C-3600 |
| 1984-71 w/CA12 & w/CA16 - Diesel | 30H 510 | | 8C-3627 | 8C-3601 |

| MAKE EQUIPMENT TYPE YEAR / MODEL | O.E. CCA BCI @ NO. ° F | Notes | REPLACEMENT | |
|--|------------------------------|------------|-------------|----------|
| | | | Option 1 | Option 2 |
| WORTHINGTON COMPRESSORS, INC. | | | | |
| In the absence of a cranking performance specification supplied by the original equipment vehicle manufacturer, the rating shown is based upon battery industry consensus. | | | | |
| Early Models Portable Air Compressors, Reciprocating | | | | |
| 1959-46 60, 75 | 1 550 | | 8C-3617 | — |
| 1956-43 105, 125, 160 | 3 690 | {147} | 8C-3629 | — |
| 1956-43 210 w/Cont. B-427 | 5 790 | | — | — |
| 1956-43 210 w/IHC UD-14A | 3 690 | {148} | 8C-3629 | — |
| 1956-43 315 ex. Murphy 220, 600 ex. Murphy 220 | 4 790 | {148} | 8C-3633 | — |
| Portable Air Compressors | | | | |
| 1976-73 1150 | 4D 640 | {148} | 153-5710 | 153-5700 |
| 1976-73 750, 850 | 7D 875 | {148} | 8C-3635 | 8C-3633 |
| 1976-73 750, 850 - Optional | 8D 875 | {148} | 153-5720 | 101-4000 |
| 1976-70 175 w/Hercules D-2300 | 4D 640 | | 153-5710 | 153-5700 |
| 1976-70 175 w/Hercules G-2300 | 24 315 | | 153-5656 | 8C-3600 |
| 1976-67 600 w/Cummins 12V & GM 6-71N | 8D 875 | | 153-5720 | 101-4000 |
| 1976-66 160 w/Bedford & Deere - Diesel | 3ET 430 | {148} | — | — |
| 1976-66 160 w/Hercules D2300 | 6D 750 | | 153-5710 | 153-5700 |
| 1976-66 160 w/IHC C-200 & Hercules G2300 | 24 315 | | 153-5656 | 8C-3600 |
| 1976-64 250 | 3 580 | {148} | 8C-3629 | 8C-3617 |
| 1976-64 365 w/GM 4-71, 600 SS | 7D 875 | {148} | 8C-3635 | 8C-3633 |
| 1976-64 600 - Cummins | 7D 875 | {148, 166} | 8C-3635 | 8C-3633 |
| 1976-64 85, 125 - IHC engine | 24 315 | | 153-5656 | 8C-3600 |
| 1976-64 900TS, 1050 | 8D 875 | {148} | 153-5720 | 101-4000 |
| 1971-65 125 w/Hercules GD2300 | 6D 750 | | 153-5710 | 153-5700 |
| Portable Air Compressors, Rotary Type | | | | |
| 1967-64 315, 365, 600T.S. Optional, GM Eng | 7D 880 | {148} | 8C-3635 | 8C-3633 |
| 1967-63 85 | 24 315 | | 153-5656 | 8C-3600 |
| 1967-60 125 w/Cont. G-193 & Herc. G2300 Eng | 24 315 | | 153-5656 | 8C-3600 |
| 1967-60 125 w/Cont. GD-193 & Herc. D2300 | 6D 900 | | 153-5710 | 153-5700 |
| 1967-60 160 w/Cont. G-193 & Herc. G2300 Eng | 24 315 | | 153-5656 | 8C-3600 |
| 1967-60 160 w/Cont. GD-193 & Herc. D2300 | 6D 900 | | 153-5710 | 153-5700 |
| 1967-60 900 T.S. | 8D 900 | {148} | 153-5720 | 101-4000 |
| 1967-56 210, 250 | 3 690 | {147} | 8C-3629 | — |
| 1965-63 600 S.S. | 7D 880 | | 8C-3635 | 8C-3633 |
| 1963-56 315, 365, 600T.S. - Cummins | 8D 900 | {148} | 153-5720 | 101-4000 |
| 1963-55 315, 365, 600T.S. - GM Eng | 4 790 | {148} | 8C-3633 | — |
| 1963-55 Herc. DD198, JX4D | 3 690 | {148} | 8C-3629 | — |

- {15} Two batteries required. For best results, replace both. {26} Replacement battery is wider than OE. Hold-down and/or tray replacement may be necessary.
- {29} Battery hold-down may need to be replaced and/or modified. Battery cable replacement may be necessary.
- {30} Replacement battery is wider and taller than OE. Hold-down and/or tray replacement may be necessary.
- {31} Replacement battery is longer and wider than OE. Hold-down and/or tray replacement may be necessary.
- {32} Replacement battery is longer than OE. Hold-down and/or tray replacement may be necessary. {147} 1 Battery - Dual Battery Opt.
- {148} Two or more batteries required. For best results, replace all.
- {166} 24-Volt. {176} Requires 1 or 4 batteries.

Industrial, Road & Misc. Equipment YALE & TOWNE

IMPORTANT NOTE: BATTERIES CAN EXPLODE! Always wear safety glasses AND shield eyes when working around batteries. Always check for proper polarity and sufficient terminal clearance BEFORE final installation to avoid dangerous sparks, potential explosion, possible severe personal injury and/or expensive electrical system and/or vehicle/equipment damage or fire.

| MAKE EQUIPMENT TYPE YEAR / MODEL | O.E. BCI NO. | CCA @ ° F | Notes | REPLACEMENT | | MAKE EQUIPMENT TYPE YEAR / MODEL | O.E. BCI NO. | CCA @ ° F | Notes | REPLACEMENT | |
|--|--------------------|-----------------|-------|--------------|----------|--|--------------------|-----------------|-------|-------------|----------|
| | | | | Option 1 | Option 2 | | | | | Option 1 | Option 2 |
| YALE & TOWNE | | | | | | | | | | | |
| Industrial Tractors & Tractor Shovels | | | | | | | | | | | |
| 1973-58 KG-51, KGA-51, KGP-51, KGPA-51, Y-18 | 1 | 525 | | 8C-3617 | — | | | | | | |
| 1971-58 G10P - Series 030-040-050 | 1 | 525 | | 8C-3617 | — | | | | | | |
| Material Handling Trucks | | | | | | | | | | | |
| 1973-63 D51P - Series 030-040-050 | 30H | 500 | | 8C-3627 | 8C-3601 | | | | | | |
| 1973-63 G-51C, G-51P - Series 030-400 | 29NF | 300 | | 250-0487(26) | — | | | | | | |
| 1973-58 DP3P, D5 - Series 150-220 | 4D | 825 | | 153-5710 | 153-5700 | | | | | | |
| 1973-58 G-3H, G-3P, G-5 - Series 150-220 | 24 | 325 | | 153-5656 | 8C-3600 | | | | | | |
| 1973-58 G-52, GC-52, GP-52 | 2E | 525 | | 8C-3632(30) | — | | | | | | |
| 1973-58 G-54P, G-54C | 24 | 325 | | 153-5656 | 8C-3600 | | | | | | |
| 1973-58 KD, KDP - Series 60H-70-80 | 6D | 885 | | 153-5710 | 153-5700 | | | | | | |
| 1973-58 KG, KGP, KGS - Series | 1 | 525 | | 8C-3617 | — | | | | | | |
| 1963-54 KDP Series 40 - 06 | 1B | 885 | | 8C-3623(26) | — | | | | | | |
| 1953-52 KD Series 40 - 50 | 1 | 525 | {15} | 8C-3617 | — | | | | | | |

AG CHEM EQUIPMENT — AGCO-ALLIS, ARGO-STAR, DEUTZ AND DEUTZ

IMPORTANT NOTE: BATTERIES CAN EXPLODE! Always wear safety glasses AND shield eyes when working around batteries. Always check for proper polarity and sufficient terminal clearance BEFORE final installation to avoid dangerous sparks, potential explosion, possible severe personal injury and/or expensive electrical system and/or vehicle/equipment damage or fire.

| MAKE EQUIPMENT TYPE YEAR / MODEL | O.E. BCI NO. | CCA @ ° F | Notes | REPLACEMENT | |
|--|--------------------|-----------------|----------------|-------------|----------|
| | | | | Option 1 | Option 2 |
| AG CHEM EQUIPMENT CO. | | | | | |
| Irrigation Equipment | | | | | |
| RoGator | | | | | |
| 2010-09 1054, 1254, 854 | 31T | 700 | {15} | 175-4390 | 175-4370 |
| 2008 1054, 1064, 1074, 1074C, 1254, 1264, 1268C, 1274 | 31T | 700 | {15} | 175-4390 | 175-4370 |
| 2008 554, 854, 856, 864, 874, SS 874, SS1074, SSC1074 | 31T | 700 | {15} | 175-4390 | 175-4370 |
| 2007 1054, 1064, 1074, 1074C, 1254, 1264, 1268, 1268C | 31T | 700 | {15} | 175-4390 | 175-4370 |
| 2007 1274, 554, 854, 856, 864, 874 | 31T | 700 | {15} | 175-4390 | 175-4370 |
| 2006-04 1054, 1064, 1074, 1074C, 1254, 1264, 1268C, 1274 | 31T | 700 | {15} | 175-4390 | 175-4370 |
| 2006-04 554, 854, 856, 864, 874 | 31T | 700 | {15} | 175-4390 | 175-4370 |
| 2003-99 1054, 1254, 554, 854 | 31T | 700 | {15} | 175-4390 | 175-4370 |
| 1998 1054, 554, 854 | 31T | 700 | {15} | 175-4390 | 175-4370 |
| 1997-94 554 | 31T | 700 | {15} | 175-4390 | 175-4370 |
| TerraGator | | | | | |
| 2010-09 6103, 8103, 8104, 8144, 9103 | 31T | 700 | {15} | 175-4390 | 175-4370 |
| 2008-02 1903, 3104, 3244, 4104, 6103, 6203, 8103, 8104 | 31T | 700 | {15} | 175-4390 | 175-4370 |
| 2008-02 8144, 8203, 8204, 8244, 9103, 9105, 9195, 9203 | 31T | 700 | {15} | 175-4390 | 175-4370 |
| 2008-02 9205 | 31T | 700 | {15} | 175-4390 | 175-4370 |
| 2001-99 1903, 3104, 6103, 8103, 8104, 8144, 9103 | 31T | 700 | {15} | 175-4390 | 175-4370 |
| 1998 1903, 3104, 8103, 8104 | 31T | 700 | {15} | 175-4390 | 175-4370 |
| 1997-94 1903 | 31T | 700 | {15} | 175-4390 | 175-4370 |
| AGCO-ALLIS, ARGO-STAR, DEUTZ AND DEUTZ | | | | | |
| Formerly DEUTZ-ALLIS DIV or WHITE-NEW IDEA DIV | | | | | |
| Gleaner Combines | | | | | |
| 2000-93 R42L, R52L, R62L, R72L | 24 | 600 | {181} | 153-5656 | 3T-5857 |
| 1995-92 R40, R42, R42A, R50, R52, R52A, R53A | 24 | 580 | {15} | 153-5656 | 3T-5857 |
| 1995-87 R60, R62, R62A, R70, R72, R72A | 24 | 580 | {181} | 153-5656 | 3T-5857 |
| 1991-88 R40, R42, R42A, R50, R52, R53A | 24 | 580 | {15} | 153-5656 | 3T-5857 |
| 1987 F2, F3, FR, R40, R42, R42A, R50, R52, R53A | 24 | 580 | {15} | 153-5656 | 3T-5857 |
| 1986-75 F2, F3, FR, MH2, N5, N6, N7 | 27 | 580 | {15} | 153-5656 | 8C-3601 |
| 1986 R60 | 24 | 580 | {15} | 153-5656 | 3T-5857 |
| 1986 R70 | 24 | 580 | {181} | 153-5656 | 3T-5857 |
| Self Propelled Sprayers | | | | | |
| 2010-97 Eagle | 31T | 700 | {15} | 175-4390 | 175-4370 |
| Wheel Tractors | | | | | |
| 2010-01 8775, 8785, 9735, 9745, 9755, 9765, 9775, 9785 | 24 | 600 | {15} | 153-5656 | 3T-5857 |
| 2010 5650, 5660, 5670, 6670 - 2WD | 49 | 470 | — | — | — |
| 2009 5650 - 2WD | 49 | 470 | — | — | — |
| 2009 5660, 5670, 6670 - 2WD | 49 | 470 | {307-0751}{32} | — | — |
| 2008 5650, 5660, 6670 - 2WD | 49 | 470 | {307-0751}{32} | — | — |

| MAKE EQUIPMENT TYPE YEAR / MODEL | O.E. BCI NO. | CCA @ ° F | Notes | REPLACEMENT | |
|---|--------------------|-----------------|-------|--------------|--------------|
| | | | | Option 1 | Option 2 |
| AGCO-ALLIS, ARGO-STAR, DEUTZ AND DEUTZ (Continued) | | | | | |
| Wheel Tractors (Continued) | | | | | |
| 2008 5670 - 2WD | 49 | 470 | — | 175-4390 | 115-2422 |
| 2007 5660, 5670, 6670 - 2WD | 49 | 470 | — | 307-0751{32} | — |
| 2006-02 5650, 5660, 5670, 6670 - 2WD | 49 | 470 | — | 307-0751{32} | — |
| 2001 5650 - 2WD | 49 | 470 | — | — | — |
| 2001 5660, 5670, 6670 - 2WD | 49 | 470 | — | 307-0751{32} | — |
| 2000-98 4660, 5650, 5660, 5670, 5680, 6670, 6680, 6690 | 48 | 470 | — | 307-0751 | — |
| 2000-95 8360, 8425 | 31T | 700 | {181} | 175-4390 | 175-4370 |
| 2000 8745, 8765, 8775, 8785, 9630, 9635, 9650, 9655 | 24 | 600 | {15} | 153-5656 | 3T-5857 |
| 2000 9670, 9735, 9745, 9755, 9765, 9775, 9785 | 24 | 600 | {15} | 153-5656 | 3T-5857 |
| 1999-98 7600 | 49 | 500 | — | — | — |
| 1999-98 9635, 9650, 9655, 9670, 9735, 9745, 9755, 9765 | 24 | 600 | {15} | 153-5656 | 3T-5857 |
| 1999-98 9775, 9785, 9815 | 24 | 600 | {15} | 153-5656 | 3T-5857 |
| 1999-96 6215, 8745, 8765, 8775, 8785, 9435, 9455, 9630 | 24 | 600 | {15} | 153-5656 | 3T-5857 |
| 1997-96 9635, 9650, 9655, 9670, 9675, 9690, 9695, 9735 | 24 | 600 | {15} | 153-5656 | 3T-5857 |
| 1997-96 9745, 9755, 9765, 9775, 9785, 9815 | 24 | 600 | {15} | 153-5656 | 3T-5857 |
| 1997-91 4650, 4660, 5650, 5660, 5670, 5680, 6670, 6680 | 48 | 470 | — | 307-0751 | — |
| 1997-91 6690 | 48 | 470 | — | 307-0751 | — |
| 1997-91 7600 | 49 | 500 | — | 307-0751{32} | — |
| 1997-91 7630, 7650, 8610, 8630 | 4DLT | 630 | — | 153-5710{30} | 153-5700{30} |
| 1995-94 6124, 6125, 6144, 6145, 6175, 6195, 6215, 8745 | 24 | 600 | {15} | 153-5656 | 3T-5857 |
| 1995-94 8765, 8775, 8785, 9435, 9455, 9630, 9635, 9650 | 24 | 600 | {15} | 153-5656 | 3T-5857 |
| 1995-94 9655, 9670, 9675, 9690, 9695, 9735, 9745, 9755 | 24 | 600 | {15} | 153-5656 | 3T-5857 |
| 1995-94 9765, 9775, 9785, 9815 | 24 | 600 | {15} | 153-5656 | 3T-5857 |
| 1994-91 6105 | 4DLT | 630 | {49} | 153-5710{30} | 153-5700{30} |
| 1994-91 6670, 6680, 6690 - Optional | 49 | 500 | — | 307-0751{32} | — |
| 1994-91 7630, 7650, 8610, 8630 | 4DLT | 770 | {49} | 153-5710{30} | 153-5700{30} |
| 1993-89 9130, 9150, 9170, 9190 | 24 | 580 | {15} | 153-5656 | 3T-5857 |
| 1993 6124, 6125, 6144, 6145, 6175, 6195, 8745, 8765 | 24 | 600 | {15} | 153-5656 | 3T-5857 |
| 1993 8775, 8785, 9630, 9635, 9650, 9655, 9670, 9675 | 24 | 600 | {15} | 153-5656 | 3T-5857 |
| 1993 9690, 9695, 9735, 9745, 9755, 9765, 9775, 9785 | 24 | 600 | {15} | 153-5656 | 3T-5857 |
| 1991-90 6150 | 30H | 490 | — | 8C-3627 | 8C-3601 |
| 1991-87 6240, 6250, 6260, 6265, 6275, 7085, 7110, 7129 | 4DLT | 750 | — | 153-5710{30} | 153-5700{30} |
| 1989-84 7145 | 4EH | 880 | {15} | 8C-3632 | — |
| 1986-85 2004 Intrac, 6240, 6250, 6260, 6265, 6275, 7085 | 4DLT | 750 | — | 153-5710{30} | 153-5700{30} |
| 1986-85 7110, 7129, D10006, D4807CA, D6507, D6507A | 4DLT | 750 | — | 153-5710{30} | 153-5700{30} |

{15} Two batteries required. For best results, replace both.

{30} Replacement battery is wider and taller than OE. Hold-down and/or tray replacement may be necessary.

{32} Replacement battery is longer than OE. Hold-down and/or tray replacement may be necessary.

{49} Best fit estimate. Match to original battery to assure proper fit and polarity. {181} Requires 3 batteries.

Farm Equipment

AGCO-ALLIS, ARGO-STAR, DEUTZ AND DEUTZ — ALLIS-CHALMERS & DEUTZ-ALIS



IMPORTANT NOTE: BATTERIES CAN EXPLODE! Always wear safety glasses AND shield eyes when working around batteries. Always check for proper polarity and sufficient terminal clearance BEFORE final installation to avoid dangerous sparks, potential explosion, possible severe personal injury and/or expensive electrical system and/or vehicle/equipment damage or fire.

Farm Equipment

| MAKE EQUIPMENT TYPE YEAR / MODEL | O.E. CCA BCI @ NO. ° F | Notes | REPLACEMENT | |
|---|------------------------------|-------|--------------|--------------|
| | | | Option 1 | Option 2 |
| AGCO-ALLIS, ARGO-STAR, DEUTZ AND DEUTZ (Continued) | | | | |
| Wheel Tractors (Continued) | | | | |
| 1986-85 D6507C, D6507CA, D6806, D6807, D7007, D7007A | 4DLT 750 | | 153-5710{30} | 153-5700{30} |
| 1986-85 D7007C, D7007CA, D7206, D7807, D7807A, D7807C | 4DLT 750 | | 153-5710{30} | 153-5700{30} |
| 1986-85 D8006, DX3.10, DX3.10A, DX3.30, DX3.30A, DX3.50 | 4DLT 750 | | 153-5710{30} | 153-5700{30} |
| 1986-85 DX160, DX160A, DX7.10, DX7.10A | 4EH 810 | {15} | 8C-3632 | — |
| 1986-85 DX3.70, DX3.70A, DX3.90, DX3.90A, DX350A, DX370 | 4DLT 750 | | 153-5710{30} | 153-5700{30} |
| 1986-85 DX4.70, DX4.70A, DX6.30, DX6.30A, DX6.50, DX6.50A | 4DLT 750 | | 153-5710{30} | 153-5700{30} |
| 1986-85 DX8.30, INTRAC | 4DLT 750 | {147} | 153-5710{30} | 153-5700{30} |
| 1986-84 D4507, D4507A, D5207, D5207A - Optional | 4DLT 750 | | 153-5710{30} | 153-5700{30} |
| 1986-84 D4807, D5207, D5207A | 30H 520 | | 8C-3627 | 8C-3601 |
| 1986-81 D3006, D3607, D4006, D4007, D4506, D4507, D4507A | 30H 520 | | 8C-3627 | 8C-3601 |
| 1984-80 D7206, D7807, D7807A, D7807C, D8006, DX110 | 4DLT 750 | | 153-5710{30} | 153-5700{30} |
| 1984-79 D10006, D4807CA, D6507, D6507A, D6507C, D6507CA | 4DLT 750 | | 153-5710{30} | 153-5700{30} |
| 1984-79 D6806, D6807, D7007, D7007A, D7007C, D7007CA | 4DLT 750 | | 153-5710{30} | 153-5700{30} |
| 1984-79 DC130A, DC140A, DX130, DX160, DX160A, DX7.10 | 4EH 810 | {15} | 8C-3632 | — |
| 1984-79 DX7.10A | 4EH 810 | {15} | 8C-3632 | — |
| 1984 6240, 6250, 6260, 6265, 6275, 7085, 7110, 7129 | 4DLT 750 | | 153-5710{30} | 153-5700{30} |
| 1984 DX110A, DX120, DX120A, DX4.70, DX4.70A, DX6.30 | 4DLT 750 | | 153-5710{30} | 153-5700{30} |
| 1984 DX6.30A, DX6.50, DX6.50A, DX90, DX90A | 4DLT 750 | | 153-5710{30} | 153-5700{30} |
| 1983-81 D4507, D4507A, D5207, D5207A, D6206, D6207 - Optional | 4DLT 750 | | 153-5710{30} | 153-5700{30} |
| 1983-81 D4807, D5207, D5207A, D6206, D6207 | 30H 520 | | 8C-3627 | 8C-3601 |
| 1983-79 DX110A, DX120, DX120A, DX90, DX90A | 4DLT 750 | | 153-5710{30} | 153-5700{30} |
| 1981-79 DX140 | 4EH 880 | {15} | 8C-3632 | — |

| MAKE EQUIPMENT TYPE YEAR / MODEL | O.E. CCA BCI @ NO. ° F | Notes | REPLACEMENT | |
|---|------------------------------|-------|--------------|--------------|
| | | | Option 1 | Option 2 |
| AGCO-ALLIS, ARGO-STAR, DEUTZ AND DEUTZ (Continued) | | | | |
| Wheel Tractors (Continued) | | | | |
| 1980-76 D3006, D3607, D4006, D4007, D4506, D5206, D5506 | 30H 520 | | 8C-3627 | 8C-3601 |
| 1980-76 D6206, D6207 | 30H 520 | | 8C-3627 | 8C-3601 |
| 1980-74 D6206, D6207 - Optional | 4DLT 750 | | 153-5710{30} | 153-5700{30} |
| 1979-72 D13006 | 4D 760 | | 153-5710 | 153-5700 |
| 1979 D7206, D7807, D7807A, D7807C, D8006, D9006, DX110 | 4DLT 750 | | 153-5710{30} | 153-5700{30} |
| 1978-76 D10006, D4807CA, D7007, D7007A, D7007C, D7007CA | 4DLT 750 | | 153-5710{30} | 153-5700{30} |
| 1978-76 D7206, D7807, D7807A, D7807C, D8006, D9006 | 4DLT 750 | | 153-5710{30} | 153-5700{30} |
| 1975-74 D10006, D4807CA, D6006, D7007, D7007A, D7007C | 4DLT 750 | | 153-5710{30} | 153-5700{30} |
| 1975-74 D3006, D3607, D4006, D4506, D5206, D5506, D6206 | 30H 520 | | 8C-3627 | 8C-3601 |
| 1975-74 D6207 | 30H 520 | | 8C-3627 | 8C-3601 |
| 1975-74 D7007CA, D7206, D7807, D7807A, D7807C, D8006 | 4DLT 750 | | 153-5710{30} | 153-5700{30} |
| 1973-70 D10006, D4807CA, D6006, D7807, D7807A, D7807C | 4DLT 750 | | 153-5710{30} | 153-5700{30} |
| 1973-70 D8006 | 4DLT 750 | | 153-5710{30} | 153-5700{30} |
| 1973-69 D3006, D3607, D4006, D4506, D5206, D5506 | 30H 520 | | 8C-3627 | 8C-3601 |
| 1972-68 D25-06 | 30H 380 | | 8C-3627 | 8C-3601 |
| 1972-68 D90-06 | 4DLT 695 | | 153-5710{30} | 153-5700{30} |
| 1969 D6006 | 4DLT 750 | | 153-5710{30} | 153-5700{30} |
| 1968 D3006, D3607, D4006, D4506 | 30H 520 | | 8C-3627 | 8C-3601 |

| ALLIS-CHALMERS & DEUTZ-ALIS | | | | |
|---|---------|-------|----------|--------------|
| Additional equipment is listed in the Industrial, Road and Miscellaneous Equipment section. Some ratings for older models are based upon 5-1/4 times the 20HR rate. | | | | |
| Fork Lifts | | | | |
| 1984-82 766 | 8D 945 | | 153-5720 | 101-4000 |
| Planter | | | | |
| 2004-02 385 | 30H 420 | | 8C-3627 | 8C-3601 |
| Wheel Tractors | | | | |
| 2004-02 190, 220, 385, 7060, 8070, 9150, D21 | 30H 420 | | 8C-3627 | 8C-3601 |
| 2004 7080, 8010, 8030, 8050 - Diesel | 30H 420 | | 8C-3627 | 8C-3601 |
| 1985-82 4W-220, 4W-305 - Diesel | 31T 625 | {70} | 175-4390 | 175-4370 |
| 1985-82 5040, 5050 - Diesel | 30H 580 | {147} | 8C-3627 | 127-0826{29} |

{15} Two batteries required. For best results, replace both. {26} Replacement battery is wider than OE. Hold-down and/or tray replacement may be necessary.
 {29} Battery hold-down may need to be replaced and/or modified. Battery cable replacement may be necessary.
 {30} Replacement battery is wider and taller than OE. Hold-down and/or tray replacement may be necessary.
 {70} Two, Three or Four batteries required. For best results, replace all. {147} 1 Battery - Dual Battery Opt.
 {148} Two or more batteries required. For best results, replace all. {156} The rating shown is based upon battery industry consensus.
 {173} Requires 4 batteries. {179} Requires 1 to 4 batteries.

ALLIS-CHALMERS & DEUTZ-ALIS — CASE INTERNATIONAL & JI CASE

IMPORTANT NOTE: BATTERIES CAN EXPLODE! Always wear safety glasses AND shield eyes when working around batteries. Always check for proper polarity and sufficient terminal clearance BEFORE final installation to avoid dangerous sparks, potential explosion, possible severe personal injury and/or expensive electrical system and/or vehicle/equipment damage or fire.

| MAKE EQUIPMENT TYPE YEAR / MODEL | O.E. BCI NO. | CCA @ ° F | Notes | REPLACEMENT | |
|--|--------------------|-----------------|-------|--------------|--------------|
| | | | | Option 1 | Option 2 |
| ALLIS-CHALMERS & DEUTZ-ALIS (Continued) | | | | | |
| Wheel Tractors (Continued) | | | | | |
| 1985-82 6040, 6060, 6070, 6080, 6140 - Diesel | 30H | 580 | | 8C-3627 | 127-0826(29) |
| 1985-82 8010, 8030, 8050, 8070 - Diesel | 30H | 420 | {15} | 8C-3627 | 8C-3601 |
| 1985-82 8010, 8030, 8050, 8070 - Diesel, Optional | 31T | 625 | {15} | 175-4390 | 175-4370 |
| 1985-77 5015, 5020, 5030 | 24F | 305 | | 3T-5858 | 250-0489 |
| 1984-82 640, 644 - Diesel | 30H | 580 | {15} | 8C-3627 | 127-0826(29) |
| 1984-81 840C | 30H | 580 | {15} | 8C-3627 | 127-0826(29) |
| 1981-80 6060, 6080, 640, 644, 714B, 715B - Diesel | 30H | 580 | {15} | 8C-3627 | 127-0826(29) |
| 1981-80 705C, 706C, 708C - Diesel | 8D | 945 | | 153-5720 | 101-4000 |
| 1981-77 8550 - Diesel | 30H | 580 | {173} | 8C-3627 | 127-0826(29) |
| 1981-75 175, 180, 185, 5040, 5050, 7000, 7010, 7020, 7030 - Diesel | 30H | 580 | {147} | 8C-3627 | 127-0826(29) |
| 1981-75 7040, 7050 - Diesel | 30H | 580 | {147} | 8C-3627 | 127-0826(29) |
| 1981-75 7045, 7060, 7080, 7580 - Diesel | 30H | 420 | | 8C-3627 | 8C-3601 |
| 1979 705C, 706C - Diesel | 8D | 945 | | 153-5720 | 101-4000 |
| 1979 714B, 715B - Diesel | 30H | 580 | {15} | 8C-3627 | 127-0826(29) |
| 1978-76 540 | 24 | 305 | | 153-5656 | 8C-3600 |
| 1978-76 706, 715 | 30H | 580 | | 8C-3627 | 127-0826(29) |
| 1976-72 440 - Diesel | 8D | 945 | {15} | 153-5720 | 101-4000 |
| 1976 840B, 940 | 30H | 580 | {15} | 8C-3627 | 127-0826(29) |
| 1975-69 200, 210, 220 - Diesel | 30H | 420 | {179} | 8C-3627 | 8C-3601 |
| 1974-73 175, 180, 185, 7000, 7010, 7020, 7030, 7040, 7050 - Diesel | 30H | 580 | {147} | 8C-3627 | 127-0826(29) |
| 1974-67 160, 170 - Diesel | 30H | 420 | | 8C-3627 | 8C-3601 |
| 1974-67 170 | 24 | 340 | | 153-5656 | 8C-3600 |
| 1972-67 175, 180, 185 - Diesel | 30H | 580 | {147} | 8C-3627 | 127-0826(29) |
| 1972-64 190 - Gas, LPG, Diesel | 30H | 420 | {147} | 8C-3627 | 8C-3601 |
| 1969-63 D21 | 30H | 420 | {70} | 8C-3627 | 8C-3601 |
| 1968-57 D17 - Diesel | 2 | 570 | {15} | 153-5690 | 8C-3629 |
| | 24 | 410 | | 153-5656 | 8C-3600 |
| 1968 D10, D12 | 22F | 235 | | 3T-5859 | 250-0489 |
| 1968 D15 - Front | 24 | 340 | | 153-5656 | 8C-3600 |
| 1968 D15 - Diesel, Rear | 29NF | 340 | | 250-0487(26) | — |
| 1967-64 D10, D12, I-40, I-400 | 22F | 235 | | 3T-5859 | 250-0489 |
| 1967 D15, I-600 - Front | 24 | 340 | | 153-5656 | 8C-3600 |
| 1967 D15, I-600 - Diesel, Rear | 29NF | 340 | | 250-0487(26) | — |
| 1966 D15, I-60, I-600 - Front | 24 | 340 | | 153-5656 | 8C-3600 |
| 1966 D15, I-60, I-600 - Diesel, Rear | 29NF | 340 | | 250-0487(26) | — |
| 1965 D15, I-60 - Front | 24 | 340 | | 153-5656 | 8C-3600 |
| 1965 D15, I-60 - Diesel, Rear | 29NF | 340 | | 250-0487(26) | — |
| 1964-63 D15 - Diesel, Rear | 29NF | 340 | | 250-0487(26) | — |
| 1964-63 D19 | 24 | 340 | | 153-5656 | 8C-3600 |
| 1964-62 D19 - Diesel | 2 | 610 | {15} | 153-5690 | 8C-3629 |
| 1964-60 D15 - Front | 24 | 340 | | 153-5656 | 8C-3600 |
| 1963 D10, D12 | 22F | 235 | | 3T-5859 | 250-0489 |
| 1962 B, CA, D10, D12, D14, D19, G, IB | 1 | 465 | | 8C-3617 | — |
| 1961-37 B, CA, D10, D12, D14, G, IB | 1 | 465 | | 8C-3617 | — |
| 1957-47 WD, WVD-45 | 1 | 465 | {147} | 8C-3617 | — |

| MAKE EQUIPMENT TYPE YEAR / MODEL | O.E. BCI NO. | CCA @ ° F | Notes | REPLACEMENT | |
|---|--------------------|-----------------|-------|-------------|----------|
| | | | | Option 1 | Option 2 |
| BLACKWELDER MFG. CO. | | | | | |
| Tomato Harvester | | | | | |
| 1976-75 12-Volt - Diesel | 12T | 460 | {156} | 8C-3600 | 3T-5857 |
| 1976-75 6-Volt - Diesel | 2 | 570 | {156} | 153-5690 | 8C-3629 |
| CAMECO | | | | | |
| Articulated Wheel Tractors | | | | | |
| 2006-00 220T, 345-B | 31T | 925 | {15} | 175-4390 | 115-2422 |
| Self Propelled Sprayers | | | | | |
| 2010-99 6700 - 410 or 420 gal | 31T | 750 | {15} | 175-4390 | 175-4370 |
| 2010-99 6700S | 31T | 925 | | 175-4390 | 115-2422 |
| 2010-98 4700 | 27 | 650 | {15} | 153-5656 | 8C-3601 |
| Wheel Tractors | | | | | |
| 2006-00 110-T - 4WD | 31T | 925 | {15} | 175-4390 | 115-2422 |
| CASE INTERNATIONAL & JI CASE | | | | | |
| INTERNATIONAL HARVESTER | | | | | |
| Additional equipment is listed in the Industrial, Road, Miscellaneous Equipment, and Lawn & Garden sections. In the absence of a cranking performance specification supplied by the original equipment vehicle manufacturer, the rating shown is based upon battery industry consensus. | | | | | |
| Balers | | | | | |
| 1965-59 177 | 4 | 790 | | 8C-3633 | — |
| Combines | | | | | |
| 2008 AFX 2577/2588/7010, AFX 8010 | 31T | 950 | | 175-4390 | 115-2422 |
| 2007 2377, 2388 | 31T | 950 | | 175-4390 | 115-2422 |
| 2006-04 2377, 2388, AFX 8010 | 31T | 950 | | 175-4390 | 115-2422 |
| 2003-02 2344, 2388, AFX 8010 | 31T | 950 | | 175-4390 | 115-2422 |
| 2001-98 2344, 2388 | 31T | 950 | | 175-4390 | 115-2422 |
| 2000-95 2144, 2166, 2188 | 31T | 950 | {15} | 175-4390 | 115-2422 |
| 1993-85 1620, 1640, 1660, 1670, 1680 | 31T | 950 | {148} | 175-4390 | 115-2422 |
| 1991-85 1682 Pull | 31T | 625 | | 175-4390 | 175-4370 |
| 1986-77 1420, 1440, 1460, 1460 Rice, 1470 Hillside, 1480 | 24 | 520 | {148} | 153-5656 | 8C-3600 |
| 1965-61 600, 700, 900 | 24 | 235 | | 153-5656 | 8C-3600 |
| 1965-59 1000, 1010, 800 | 27 | 390 | | 153-5656 | 8C-3601 |
| 1965-59 1000, 1010, 800 - Diesel | 4 | 840 | {148} | 8C-3633 | — |
| 1964-63 110, A6, K2, M2, SP9 | 1 | 315 | | 8C-3617 | — |
| 1964-63 98 | 24 | 290 | | 153-5656 | 8C-3600 |
| 1964-63 98 - Diesel | 4D | 810 | | 153-5710 | 153-5700 |
| 1964-63 SP12, SP120, SP14, SP150, SP58 | 2 | 385 | | 153-5690 | 8C-3629 |
| Compact Tractors | | | | | |
| 2008-07 DX Series Compact - 4WD | 31T | 660 | | 175-4390 | 175-4370 |
| 2008-07 DX Series, DXE Series | 31T | 660 | | 175-4390 | 175-4370 |
| 2006 DX Series, DX Series Compact, DXE Series | 31T | 660 | | 175-4390 | 175-4370 |
| 2002 DX Series | 31T | 950 | | 175-4390 | 115-2422 |
| Cotton Harvesters | | | | | |
| 1986-81 1400 | 24 | 470 | {148} | 153-5656 | 8C-3600 |
| Cotton Pickers | | | | | |
| 2008-06 CPX 420 | 31T | 2X700 | {15} | 175-4390 | 175-4370 |
| 2008-06 CPX 620 | 31T | 2X950 | {15} | 175-4390 | 115-2422 |
| 2003-98 2555 | 31T | 700 | {15} | 175-4390 | 175-4370 |
| 1997-95 2155, 2555 | 31T | 700 | {148} | 175-4390 | 175-4370 |

Farm Equipment

CASE INTERNATIONAL & JI CASE



IMPORTANT NOTE: BATTERIES CAN EXPLODE! Always wear safety glasses AND shield eyes when working around batteries. Always check for proper polarity and sufficient terminal clearance BEFORE final installation to avoid dangerous sparks, potential explosion, possible severe personal injury and/or expensive electrical system and/or vehicle/equipment damage or fire.

| MAKE EQUIPMENT TYPE YEAR / MODEL | O.E. CCA BCI @ NO. ° F | Notes | REPLACEMENT | | MAKE EQUIPMENT TYPE YEAR / MODEL | O.E. CCA BCI @ NO. ° F | Notes | REPLACEMENT | |
|--|------------------------------|-------|-------------|----------|---|------------------------------|-------|-------------|----------|
| | | | Option 1 | Option 2 | | | | Option 1 | Option 2 |
| CASE INTERNATIONAL & JI CASE (Continued) | | | | | CASE INTERNATIONAL & JI CASE (Continued) | | | | |
| Cotton Pickers (Continued) | | | | | Wheel Tractors (Continued) | | | | |
| 1993-85 1822, 1844, 2022, 2044, 2055 | 31T 700 | {148} | 175-4390 | 175-4370 | 2007 DX18E, DX22E, DX25E, DX26, DX31, DX34, DX35 - 4WD | 31T 660 | | 175-4390 | 175-4370 |
| 1986-81 782 | 24 470 | {148} | 153-5656 | 8C-3600 | 2007 MAGNUM 275, MAGNUM 305, MAGNUM 305 GOLD SP. ED. | 31T 660 | | 175-4390 | 175-4370 |
| Hay & Forage Harvesters | | | | | | | | | |
| 1999-88 8840 | 24F 600 | {148} | 3T-5858 | 250-0486 | 2007 MAGNUM 335, MX Series, MXM Series, STX Series | 31T 660 | | 175-4390 | 175-4370 |
| 1993-88 8830 | 24F 420 | | 3T-5858 | 250-0489 | 2006-02 JX Series | 31T 800 | {159} | 175-4390 | 115-2422 |
| 1993-88 8830 - Diesel | 24F 600 | {148} | 3T-5858 | 250-0486 | 2006 D35, D40, D45, DX40, DX45, DX48, DX55 | 31T 660 | | 175-4390 | 175-4370 |
| 1991-75 4000, 5000 | 31T 625 | | 175-4390 | 175-4370 | 2006 DX18E, DX22E, DX23E, DX25E, DX26, DX31, DX34 - 4WD | 31T 660 | | 175-4390 | 175-4370 |
| Self Propelled Sprayers | | | | | | | | | |
| 2010-99 FLX 3300B, FLX 3330B, FLX 4300, FLX 4330 | 31T 950 | {15} | 175-4390 | 115-2422 | 2006 DX35, MX215, MX245, MX275, MX305 - 4WD | 31T 660 | | 175-4390 | 175-4370 |
| 2010-99 FLX 4375 | 31T 950 | {15} | 175-4390 | 115-2422 | 2006 MAGNUM 275, MAGNUM 305, MX, MX Series, MXM Series | 31T 660 | | 175-4390 | 175-4370 |
| Sprayers | | | | | | | | | |
| 2000-98 4260 | 31T 950 | {15} | 175-4390 | 115-2422 | 2006 STX Series | 31T 660 | | 175-4390 | 175-4370 |
| Wheel Tractors | | | | | | | | | |
| 2010-08 JX80 MFD, JX95, JX95 MFD | 31T 950 | | 175-4390 | 115-2422 | 2005 D35, D40, D45, DX40, DX45, DX48, DX55, MX | 31T 660 | | 175-4390 | 175-4370 |
| 2010 MAGNUM 180, MAGNUM 190, MAGNUM 210, MAGNUM 215 | 31T 660 | | 175-4390 | 175-4370 | 2005 DX21, DX23E, DX24, DX26, DX29, DX31, DX33, DX35 - 4WD | 31T 660 | | 175-4390 | 175-4370 |
| 2010 MAGNUM 245, MAGNUM 275, MAGNUM 305, MAGNUM 335 | 31T 660 | | 175-4390 | 175-4370 | 2005 MX210, MX230, MX255, MX285 - 4WD | 31T 660 | | 175-4390 | 175-4370 |
| 2010 MX215 MFD, MX275 MFD - 4WD | 31T 660 | | 175-4390 | 175-4370 | 2005 MXM 120, MXM 130, MXM 140, MXM 155, MXM 175 | 31T 660 | | 175-4390 | 175-4370 |
| 2010 MXM 140 MFD, MXM 155 MFD | 31T 660 | | 175-4390 | 175-4370 | 2005 MXM 190, MXM Series, STX Series | 31T 660 | | 175-4390 | 175-4370 |
| 2009-08 MAGNUM 275, MAGNUM 305, MAGNUM 335, MXM 140 MFD | 31T 660 | | 175-4390 | 175-4370 | 2004-03 DX21, DX24, DX29, DX33, DX35, MX210, MX230, MX255 - 4WD | 31T 660 | | 175-4390 | 175-4370 |
| 2009-08 MXM 155 MFD | 31T 660 | | 175-4390 | 175-4370 | 2004-03 JX 1080U, JX 1090U, JX 110U | 31T 950 | | 175-4390 | 115-2422 |
| 2009 MAGNUM 180, MX215 MFD, MX275 MFD - 4WD | 31T 660 | | 175-4390 | 175-4370 | 2004-03 MX285 - 4WD | 31T 660 | | 175-4390 | 175-4370 |
| 2009 MAGNUM 190, MAGNUM 210, MAGNUM 215, MAGNUM 245 | 31T 660 | | 175-4390 | 175-4370 | 2004 D35, D40, D45, DX40, DX45, DX48, DX55, MX, MX 210 | 31T 660 | | 175-4390 | 175-4370 |
| 2008-06 DXE Series Sub-Compact, MAGNUM 215, MAGNUM 245 | 31T 660 | | 175-4390 | 175-4370 | 2004 MX 230, MX 255, MX 285, MXM 120, MXM 130, MXM 140 | 31T 660 | | 175-4390 | 175-4370 |
| 2008 D35, D40, D45, DX40, DX45, DX55 | 31T 660 | | 175-4390 | 175-4370 | 2004 MXM 155, MXM 175, MXM 190, MXM Series, MXM175 | 31T 660 | | 175-4390 | 175-4370 |
| 2008 DX18E, DX22E, DX25E, DX31, DX34, MX215 MFD - 4WD | 31T 660 | | 175-4390 | 175-4370 | 2004 STX 275, STX 375, STX Series, STX325 | 31T 660 | | 175-4390 | 175-4370 |
| 2008 JX Series, Maxum Series, Puma Series | 31T 800 | {159} | 175-4390 | 115-2422 | 2003 D35, D40, DX40, DX45, DX48, DX55, MX 210, MX 230 | 31T 660 | | 175-4390 | 175-4370 |
| 2008 MX275 MFD - 4WD | 31T 660 | | 175-4390 | 175-4370 | | | | | |
| 2008 Steiger Series | 31T 800 | {159} | 175-4390 | 115-2422 | | | | | |
| 2007-06 JX Series | 31T 800 | | 175-4390 | 115-2422 | | | | | |
| 2007 D35, D40, D45, DX40, DX45, DX55, DX60 | 31T 660 | | 175-4390 | 175-4370 | | | | | |

{15} Two batteries required. For best results, replace both. {17} Watch polarity and clearance! Vehicle could have reverse terminal battery.

{26} Replacement battery is wider than OE. Hold-down and/or tray replacement may be necessary.

{29} Battery hold-down may need to be replaced and/or modified. Battery cable replacement may be necessary.

{148} Two or more batteries required. For best results, replace all. {159} CCA may be 660. {177} Requires 1, 2 or 3 batteries.

{179} Requires 1 to 4 batteries. {181} Requires 3 batteries.

Farm Equipment CASE INTERNATIONAL & JI CASE

IMPORTANT NOTE: BATTERIES CAN EXPLODE! Always wear safety glasses AND shield eyes when working around batteries. Always check for proper polarity and sufficient terminal clearance BEFORE final installation to avoid dangerous sparks, potential explosion, possible severe personal injury and/or expensive electrical system and/or vehicle/equipment damage or fire.

| MAKE EQUIPMENT TYPE YEAR / MODEL | O.E. BCI NO. | CCA @ ° F | Notes | REPLACEMENT | |
|---|--------------------|-----------------|---------|--------------|--------------|
| | | | | Option 1 | Option 2 |
| CASE INTERNATIONAL & JI CASE (Continued) | | | | | |
| Wheel Tractors (Continued) | | | | | |
| 2003 MX 255, MX 285, MX Series, MXM 120, MXM 130 | 31T | 660 | | 175-4390 | 175-4370 |
| 2003 MXM 140, MXM 155, MXM 175, MXM 190, MXM Series | 31T | 660 | | 175-4390 | 175-4370 |
| 2003 MXM175, STX 275, STX 375, STX Series, STX325 | 31T | 660 | | 175-4390 | 175-4370 |
| 2002-99 MX110, MX150, MX170, MX180, MX200 - 4WD | 31T | 1000 | {15,17} | — | — |
| 2002-98 MX135, MX135 MAXXUM | 31T | 1000 | {17} | — | — |
| 2002-01 C50, C60, C70, C80, C90 | 31T | 660 | | 175-4390 | 175-4370 |
| 2002-01 MX100, MX100 MAXXUM, MX120, MX120 MAXXUM, MX130 - 4WD | 31T | 1000 | {17} | — | — |
| 2002 CX100, CX50, CX60, CX70, CX80, CX90, MX Series | 31T | 660 | | 175-4390 | 175-4370 |
| 2002 MX110, MX110 MAXXUM - 4WD | 31T | 1000 | {15} | — | — |
| 2002 MX210, MX220, MX230, MX240, MX255, MX270, MX285 - 4WD | 31T | 660 | | 175-4390 | 175-4370 |
| 2002 MXM 120, MXM 130, MXM 140, MXM 155, MXM 175 | 31T | 660 | | 175-4390 | 175-4370 |
| 2002 MXM 190, MXM Series, Magnum Series | 31T | 660 | | 175-4390 | 175-4370 |
| 2001-99 MX220, MX240, MX270 - 4WD | 31T | 660 | | 175-4390 | 175-4370 |
| 2001-97 MX110 MAXXUM 4WD | 31T | 1000 | {15} | — | — |
| 2001 CX100, CX50, CX60, CX70, CX80, CX90 | 31T | 660 | | 175-4390 | 175-4370 |
| 2000-98 C101, C70, C80 | 31T | 660 | | 175-4390 | 175-4370 |
| 2000-98 MX100, MX80, MX90 | 31T | 760 | | 175-4390 | 115-2422 |
| 2000-97 MX100 MAXXUM, MX120, MX120 MAXXUM, MX130 - 4WD | 31T | 1000 | {17} | — | — |
| 2000-89 5120, 5130, 5140, 5220, 5230, 5240, 5250 | 30H | 685 | {177} | 8C-3627 | 127-0826(29) |
| 2000 2155 | 31T | 700 | {15} | 175-4390 | 175-4370 |
| 2000 9310, 9330, 9350, 9370, 9380, CX100, CX70, CX80 | 31T | 660 | | 175-4390 | 175-4370 |
| 2000 C100, C50, C60, C90, CX50, CX60 | 31T | 650 | | 175-4390 | 175-4370 |
| 2000 CX90 | 31T | 660 | | 175-4390 | 175-4370 |
| 1999-98 C100, C50, C60, C90 | 31T | 650 | | 175-4390 | 175-4370 |
| 1999-97 CX100, CX70, CX80, CX90 | 31T | 660 | | 175-4390 | 175-4370 |
| 1999-97 CX50, CX60 | 31P | 650 | | 250-0486(29) | 127-0826(29) |
| 1999-96 9310, 9330, 9350, 9370, 9380 | 31P | 660 | | 127-0826(29) | 127-0824(29) |
| 1998-97 MX110 - 4WD | 31T | 1000 | {15,17} | — | — |
| 1997 C50, C60, C70, C80, C90 | 31T | 660 | | 175-4390 | 175-4370 |
| 1997 MX135 MAXXUM | 31T | 1000 | {17} | — | — |
| 1993-90 9210, 9230, 9240, 9250, 9260, 9270, 9280 | 31T | 625 | {181} | 175-4390 | 175-4370 |
| 1993-87 2120, 2130, 2140, 2150 | 48 | 440 | | 307-0751 | — |

| MAKE EQUIPMENT TYPE YEAR / MODEL | O.E. BCI NO. | CCA @ ° F | Notes | REPLACEMENT | |
|--|--------------------|-----------------|-------|--------------|--------------|
| | | | | Option 1 | Option 2 |
| CASE INTERNATIONAL & JI CASE (Continued) | | | | | |
| Wheel Tractors (Continued) | | | | | |
| 1993-87 245, 255, 265, 275 | 24 | 310 | | 153-5656 | 8C-3600 |
| 1993-87 7110, 7120, 7130, 7140, 7150 | 31T | 950 | {15} | 175-4390 | 115-2422 |
| 1993-86 385, 395, 685, 695, 785, 795, 985, 990, 995, 996 | 30H | 625 | | 8C-3627 | 127-0826(29) |
| 1993-86 485, 495, 885, 895 | 30H | 650 | | 8C-3627 | 127-0826(29) |
| 1993-78 184, 185, 235 | 22NF | 245 | | 250-0487(26) | — |
| 1991 1896, 2090, 2096, 2290, 2390, 2590 | 31T | 625 | {15} | 175-4390 | 175-4370 |
| 1990-87 1896, 2090, 2096, 2290, 2390, 2590, 9110, 9130 | 31T | 625 | {15} | 175-4390 | 175-4370 |
| 1990-87 9150, 9170, 9180 | 31T | 625 | {15} | 175-4390 | 175-4370 |
| 1987 274, 284, 360B, 384 | 27 | 605 | | 153-5656 | 8C-3601 |
| 1986-84 4890, 4894, 4994 | 30H | 525 | {15} | 8C-3627 | 8C-3601 |
| 1986-82 1896, 2090, 2096, 2290, 2390, 2590 | 31T | 625 | {15} | 175-4390 | 175-4370 |
| 1986-82 234, 244, 254 | 24 | 600 | | 153-5656 | 3T-5857 |
| 1986-79 1470 4x4, 1494, 1570, 1594, 2090, 2094, 2290 | 30H | 545 | {15} | 8C-3627 | 8C-3601 |
| 1986-79 274, 284, 360B, 384, 425, 484, 584, 684, 770, 784 | 27 | 605 | | 153-5656 | 8C-3601 |
| 1986-79 2870, 3294, 3394, 3594, 4490, 4494, 4690, 4694 | 30H | 525 | {15} | 8C-3627 | 8C-3601 |
| 1986-79 Hydro 84 | 27 | 605 | | 153-5656 | 8C-3601 |
| 1986-74 2294, 2296, 2390, 2394, 2470, 2590, 2594, 2670 | 30H | 525 | {15} | 8C-3627 | 8C-3601 |
| 1986-71 1210, 1212, 1270, 1294, 1370, 1394, 1410, 1412 | 30H | 545 | {177} | 8C-3627 | 8C-3601 |
| 1985-84 3088, 3288, 3488, 3688, 5088, 5288, 5488 | 28 | 500 | {15} | — | — |
| 1985-72 885, 895 | 30H | 650 | | 8C-3627 | 127-0826(29) |
| 1985-72 985, 990, 995, 996 | 30H | 625 | | 8C-3627 | 127-0826(29) |
| 1985-71 1175, 1190, 1194, 1290, 1390, 1490, 1690 | 30H | 545 | | 8C-3627 | 8C-3601 |
| 1984-80 3088, 3288, 3488, 3688, 5088, 5288, 5488 | 24 | 520 | {15} | 153-5656 | 8C-3600 |
| 1984-80 6366, 6586, 6786, 7386, 7388, 7588, 7788 | 31T | 625 | {179} | 175-4390 | 175-4370 |
| 1983-80 884 | 27 | 480 | | 153-5656 | 8C-3601 |
| 1983-79 4890 | 30H | 525 | {15} | 8C-3627 | 8C-3601 |
| 1981-80 4100, 4156, 4166, 4186, 4366 | 4EH | 810 | {15} | 8C-3632 | — |
| 1981-80 786 | 2 | 625 | | 153-5690 | 8C-3629 |
| 1981-78 1896, 2090, 2096, 2290, 2390, 2590, 3388, 3588 | 31T | 625 | {15} | 175-4390 | 175-4370 |
| 1981-78 3788, 4386 | 31T | 625 | {15} | 175-4390 | 175-4370 |
| 1981-77 1086, 1486, 1586, 886, 986 | 24 | 470 | {15} | 153-5656 | 8C-3600 |
| 1981-74 4568, 4586, 4786 | 31T | 625 | {181} | 175-4390 | 175-4370 |
| 1981 Hydro 186 | 24 | 470 | | 153-5656 | 8C-3600 |
| 1980 Hydro 186, Hydro 70, Hydro 86 | 24 | 470 | | 153-5656 | 8C-3600 |
| 1979-77 666, 686, Hydro 186, Hydro 70, Hydro 86 | 24 | 470 | | 153-5656 | 8C-3600 |
| 1979-74 1066, 1066HS, 4100, 4156, 4166, 4186, 4366, 966 | 4EH | 810 | {15} | 8C-3632 | — |
| 1979-74 966HS | 4EH | 810 | {15} | 8C-3632 | — |
| 1979-63 766, 806D | 3EH | 810 | | 8C-3632 | — |
| 1978-77 2094, 2290 | 30H | 545 | {15} | 8C-3627 | 8C-3601 |
| 1978-74 2870, 3294, 3394, 3594 | 30H | 525 | {15} | 8C-3627 | 8C-3601 |

Farm Equipment

Farm Equipment

CASE INTERNATIONAL & JI CASE



IMPORTANT NOTE: BATTERIES CAN EXPLODE! Always wear safety glasses AND shield eyes when working around batteries. Always check for proper polarity and sufficient terminal clearance BEFORE final installation to avoid dangerous sparks, potential explosion, possible severe personal injury and/or expensive electrical system and/or vehicle/equipment damage or fire.

| MAKE EQUIPMENT TYPE YEAR / MODEL | O.E. CCA BCI @ NO. °F | Notes | REPLACEMENT | |
|---|-----------------------------|-------|--------------|--------------|
| | | | Option 1 | Option 2 |
| CASE INTERNATIONAL & JI CASE (Continued) | | | | |
| Wheel Tractors (Continued) | | | | |
| 1978-69 1070, 1200 4x4, 1470 4x4, 1494, 1570, 1594, 2090 | 30H 545 | {15} | 8C-3627 | 8C-3601 |
| 1978-69 970 - Diesel | 30H 545 | {15} | 8C-3627 | 8C-3601 |
| 1978 274, 284, 360B, 384, 425, 484, 684, 770, 784 | 27 605 | | 153-5656 | 8C-3601 |
| 1977-76 184, 185, 235, 454, 464, 504, 504LPG, 574, 674 | 22NF 245 | | 250-0487{26} | — |
| 1977-76 364 | 30H 455 | | 8C-3627 | 8C-3601 |
| 1977-69 425, 484, 684, 770, 784 | 27 605 | | 153-5656 | 8C-3601 |
| 1977-66 1206, 1256, 1466, 1468 | 3EH 740 | {15} | 8C-3632 | — |
| 1977-66 666 H.S. | 2 650 | | 153-5690 | 8C-3629 |
| 1977-58 560D, 574 H.S., 606D | 2 620 | | 153-5690 | 8C-3629 |
| 1977 3388, 3588, 3788, 4386 | 31T 625 | {15} | 175-4390 | 175-4370 |
| 1976-75 1568 | 3EH 830 | {15} | 8C-3632 | — |
| 1976-75 666, 686, Hydro 70, Hydro 86 | 24 470 | | 153-5656 | 8C-3600 |
| 1976-75 Hydro 100 | 4EH 850 | | 8C-3632 | — |
| 1976-75 Hydro 70, Hydro 86 - Optional | 2 600 | | 153-5690 | 8C-3629 |
| 1976-69 2094, 2290, 870 | 30H 545 | {15} | 8C-3627 | 8C-3601 |
| 1976-65 140, 140HC | 20H 235 | | 8C-3600 | 250-0489{32} |
| 1975 184, 185, 235, 454, 464, 504, 504LPG, 574 | 22NF 245 | | 250-0487{26} | — |
| 1974-69 454, 464, 504, 504LPG, 574 | 22NF 245 | | 250-0487{26} | — |
| 1974-66 666, 686 | 24 470 | | 153-5656 | 8C-3600 |
| 1974-63 706D, 756 | 2E 590 | | 8C-3632{30} | — |
| 1973-71 2294, 2296, 2390, 2394, 2470, 2590, 2594 | 30H 525 | {15} | 8C-3627 | 8C-3601 |
| 1973-67 4100, 4156, 4166, 4186, 4366 | 4EH 810 | {15} | 8C-3632 | — |
| 1971-70 970 Spark Ignition | 27 370 | | 153-5656 | 8C-3601 |
| 1971-65 200, 210B, 211B, 230, 240, 240 Utility, 340 | 1 550 | | 8C-3617 | — |
| 1969-66 1030 | 30H 570 | | 8C-3627 | 127-0826{29} |
| 1969-66 740, 740C, 840, 840C, 841, 841C, 842, 842C, 843 | 27 370 | | 153-5656 | 8C-3601 |
| 1969-65 430, 431 | 1 440 | | 8C-3617 | — |
| 1969-62 430, 530 | 1 460 | {15} | 8C-3617 | — |
| 1969-62 730, 730C, 830, 930C, 940 | 4 645 | {15} | 8C-3633 | — |
| 1969-62 930 | 7D 875 | | 8C-3635 | 8C-3633 |
| 1969 440, 441, 540, B414 | 24 290 | | 153-5656 | 8C-3600 |
| 1969 843C, 970 Spark Ignition | 27 370 | | 153-5656 | 8C-3601 |
| 1968-67 856 - Gas, LPG | 3EE 320 | | 8C-3620 | 250-0488{31} |
| 1968-67 856 - Diesel | 4EH 850 | {15} | 8C-3632 | — |
| 1968-66 404, 424, 444, 454, 464, 504, 504LPG, 574 | 22NF 245 | | 250-0487{26} | — |
| 1968-66 424, 444 - Diesel | 30H 390 | | 8C-3627 | 8C-3601 |
| 1968-66 440, 441, 540, 656, B414 | 24 290 | | 153-5656 | 8C-3600 |
| 1968-66 843C | 27 370 | | 153-5656 | 8C-3601 |
| 1968-65 706, 806 | 3EE 320 | | 8C-3620 | 250-0488{31} |
| 1968-65 Cub, Cub Lo-Boy | 20H 250 | | 8C-3600 | 250-0489{32} |
| 1968-64 1070, 1200 4x4 | 30H 545 | {15} | 8C-3627 | 8C-3601 |
| 1968-63 600B, 606, 606LPG, 610B, 611B, 614B | 24 300 | | 153-5656 | 8C-3600 |

| MAKE EQUIPMENT TYPE YEAR / MODEL | O.E. CCA BCI @ NO. °F | Notes | REPLACEMENT | |
|---|-----------------------------|-------|--------------|--------------|
| | | | Option 1 | Option 2 |
| CASE INTERNATIONAL & JI CASE (Continued) | | | | |
| Wheel Tractors (Continued) | | | | |
| 1968-63 706, 806 - LPG | 3EE 320 | | 8C-3620 | 250-0488{31} |
| 1968-62 504D | 30H 390 | | 8C-3627 | 8C-3601 |
| 1968-62 B414 - Diesel | 1 440 | | 8C-3617 | — |
| 1968-62 Cub Cadet | U1 160 | | 8C-3636 | — |
| 1968-59 656 - Diesel | 3 580 | | 8C-3629 | 8C-3617 |
| 1968-59 660D | 3 580 | | 8C-3629 | 8C-3617 |
| 1968-57 425, 484 | 27 605 | | 153-5656 | 8C-3601 |
| 1965-63 W-3G, W-5AD, W-5AG, W-5D, W-5G | 24 315 | | 153-5656 | 8C-3600 |
| 1965-62 1030, 12D, W-10D, W-9AD, W-9BD, W-9BG, W-9D | 30H 570 | | 8C-3627 | 127-0826{29} |
| 1965-62 404, 454, 464, 504, 504LPG, 574 | 22NF 245 | | 250-0487{26} | — |
| 1965-62 740, 740C, 741, 741C, 742, 742C, 743, 743C, 840 | 27 370 | | 153-5656 | 8C-3601 |
| 1965-62 840C, 841, 841C, 842, 842C, 843, 843C, W-7G | 27 370 | | 153-5656 | 8C-3601 |
| 1965-62 W-9AG, W-9G | 27 370 | | 153-5656 | 8C-3601 |
| 1965-60 530, 530C, 531, 531C | 1 290 | | 8C-3617 | — |
| 1965-60 530SL - Diesel | 1 290 | | 8C-3617 | — |
| 1965-60 732, 732C, 733, 733C, 830, 830C, 831, 831C, 832 | 4 645 | | 8C-3633 | — |
| 1965-60 832C, 833, 833C, W-7D, W-9, W-9AD (1964-63), WR-9 | 4 645 | | 8C-3633 | — |
| 1965-60 WR-9S | 4 645 | | 8C-3633 | — |
| 1965-58 700, 701, 702, 703, 705, 730, 730C, 731, 731C | 4 645 | | 8C-3633 | — |
| 1965 440, 441, 530SL, 540, 540C, 541, 541C, B414 | 24 290 | | 153-5656 | 8C-3600 |
| 1964-63 2606 - Gas, LPG | 24 315 | | 153-5656 | 8C-3600 |
| 1964-63 2606D, 2706, 2806, 3414, 706, 806 | 3EE 320 | | 8C-3620 | 250-0488{31} |
| 1964-63 2706D | 2E 590 | {15} | 8C-3632{30} | — |
| 1964-63 2806D | 3EH 740 | {15} | 8C-3632 | — |
| 1964-63 430, 431, 630, 630C, 631, 631C, 632, 632C, 634 | 1 440 | | 8C-3617 | — |
| 1964-63 634C, W-3D | 1 440 | | 8C-3617 | — |
| 1964-62 200, 210B, 211B, 230, 240, 240 Utility, 340, Cub | 1 550 | | 8C-3617 | — |
| 1964-62 2404, 2504 - Gas, LPG | 22NF 245 | | 250-0487{26} | — |
| 1964-62 2504D, 2606 - Diesel | 2 620 | {15} | 153-5690 | 8C-3629 |
| 1964-62 440, 441, 530SL, 540, 540C, 541, 541C, 640, 640C | 24 290 | | 153-5656 | 8C-3600 |
| 1964-62 641, 641C, 642, 642C, B414 | 24 290 | | 153-5656 | 8C-3600 |
| 1964-62 Cub Lo-Boy, S Series, Super W-4, V Series, W-3D | 1 550 | | 8C-3617 | — |
| 1964-58 100, 100HC, 130, 130HC, 140, 140HC | 1 600 | | 8C-3617 | — |
| 1962-60 410B, 411B, 420, 420B, 420BD, 420C, 600B, 606 | 24 300 | | 153-5656 | 8C-3600 |

{15} Two batteries required. For best results, replace both. {26} Replacement battery is wider than OE. Hold-down and/or tray replacement may be necessary.

{27} Check OE CCA requirements. Replacement CCA may not be sufficient.

{29} Battery hold-down may need to be replaced and/or modified. Battery cable replacement may be necessary.

{30} Replacement battery is wider and taller than OE. Hold-down and/or tray replacement may be necessary.

{31} Replacement battery is longer and wider than OE. Hold-down and/or tray replacement may be necessary.

{32} Replacement battery is longer than OE. Hold-down and/or tray replacement may be necessary.

{148} Two or more batteries required. For best results, replace all.

Farm Equipment CASE INTERNATIONAL & JI CASE

IMPORTANT NOTE: BATTERIES CAN EXPLODE! Always wear safety glasses AND shield eyes when working around batteries. Always check for proper polarity and sufficient terminal clearance BEFORE final installation to avoid dangerous sparks, potential explosion, possible severe personal injury and/or expensive electrical system and/or vehicle/equipment damage or fire.

| MAKE EQUIPMENT TYPE YEAR / MODEL | O.E. BCI NO. | CCA @ ° F | Notes | REPLACEMENT | |
|---|--------------------|-----------------|-------|--------------|--------------|
| | | | | Option 1 | Option 2 |
| CASE INTERNATIONAL & JI CASE (Continued) | | | | | |
| Wheel Tractors (Continued) | | | | | |
| 1962-60 430, 431, 460D, 460D Utility, 460DHC, 630, 630C | 1 | 440 | | 8C-3617 | — |
| 1962-60 606LPG, 610B, 611B, 614B, M420 | 24 | 300 | | 153-5656 | 8C-3600 |
| 1962-60 631, 631C, 632, 632C, 634, 634C, W-3D | 1 | 440 | | 8C-3617 | — |
| 1962-59 544B, 644C | 29NF | 300 | | 250-0487(26) | — |
| 1962-59 660 - LPG | 24 | 315 | | 153-5656 | 8C-3600 |
| 1962-59 660, W-3G, W-5AD, W-5AG, W-5D, W-5G | 24 | 315 | | 153-5656 | 8C-3600 |
| 1962-57 900, 920, 930 incl. Draftomatic | 7D | 875 | | 8C-3635 | 8C-3633 |
| | 7D | 875 | {15} | 8C-3635 | 8C-3633 |
| 1962-57 910, 940 incl. Draftomatic | 4 | 645 | {15} | 8C-3633 | — |
| 1962 2606, 460, 460 Utility, 460HC, 560, 560HC - Gas, LPG | 24 | 315 | | 153-5656 | 8C-3600 |
| 1962 2606D, 2706, 2806, 3414 | 3EE | 320 | | 8C-3620 | 250-0488(31) |
| 1962 3414D | 3ET | 415 | | 8C-3620 (27) | — |
| 1961-60 340D, 340D Utility, 650, 740, 740C, 741, 741C | 27 | 370 | | 153-5656 | 8C-3601 |
| 1961-60 440, 441, 540, 640, 640C, 641, 641C, 642, 642C | 24 | 290 | | 153-5656 | 8C-3600 |
| 1961-60 742, 742C, 743, 743C, 840, 840C, 841, 841C, 842 | 27 | 370 | | 153-5656 | 8C-3601 |
| 1961-60 842C, 843, 843C, W-7G, W-9AG, W-9G | 27 | 370 | | 153-5656 | 8C-3601 |
| 1961-60 B414 | 24 | 290 | | 153-5656 | 8C-3600 |
| 1961-59 12D, W-10D, W-9AD, W-9BD, W-9BG, W-9D | 30H | 570 | | 8C-3627 | 127-0826(29) |
| 1961-58 200, 210B, 211B, 230, 240, 240 Utility, 320G, 340 | 1 | 550 | | 8C-3617 | — |
| 1961-58 311B, 320 - Diesel, Gas | 24 | 300 | | 153-5656 | 8C-3600 |
| 1961-58 320, 320B - Diesel | 1 | 550 | | 8C-3617 | — |
| 1961-58 340 Series, Cub, Cub Lo-Boy, S Series, Super W-4 | 1 | 550 | | 8C-3617 | — |
| 1961-58 460, 460 Utility, 460HC, 560, 560HC - Gas, LPG | 24 | 315 | | 153-5656 | 8C-3600 |
| 1961-58 V Series, W-3D | 1 | 550 | | 8C-3617 | — |
| 1961-57 300, 300HC, 650 - LPG | 27 | 370 | | 153-5656 | 8C-3601 |
| 1961-57 650D | 3 | 580 | {148} | 8C-3629 | 8C-3617 |
| 1960-53 500, 520 | 7D | 875 | | 8C-3635 | 8C-3633 |
| 1959-58 410B, 411B, 420, 420B, 420BD, 420C, 500B, 510B | 24 | 300 | | 153-5656 | 8C-3600 |
| 1959-58 460D, 460D Utility, 460DHC | 1 | 440 | | 8C-3617 | — |
| 1959-58 511B, 600B, 606, 606LPG, 610B, 611B, 614B, M420 | 24 | 300 | | 153-5656 | 8C-3600 |
| 1959-58 732, 732C, 733, 733C, W-7D, W-9, W-9AD (1964-63) | 4 | 645 | | 8C-3633 | — |
| 1959-58 WR-9, WR-9S | 4 | 645 | | 8C-3633 | — |
| 1959-57 710, 711, 712, 713, 715 | 27 | 390 | | 153-5656 | 8C-3601 |
| 1959-57 800, 801, 802, 803, 805 | 4 | 645 | {148} | 8C-3633 | — |

| MAKE EQUIPMENT TYPE YEAR / MODEL | O.E. BCI NO. | CCA @ ° F | Notes | REPLACEMENT | |
|---|--------------------|-----------------|-------|-------------|----------|
| | | | | Option 1 | Option 2 |
| CASE INTERNATIONAL & JI CASE (Continued) | | | | | |
| Wheel Tractors (Continued) | | | | | |
| 1959-56 200B, Super WD-6 | 2 | 525 | {148} | 153-5690 | 8C-3629 |
| 1959-56 600, 610, 620 | 7D | 875 | {148} | 8C-3635 | 8C-3633 |
| 1959-55 300, 300 Utility, 300B, 301B, 310B, 330 Utility | 1 | 550 | {148} | 8C-3617 | — |
| 1959 340D, 340D Utility, 650, 810, 811, 812, 813, W-7G | 27 | 370 | | 153-5656 | 8C-3601 |
| 1959 W-9AG, W-9G | 27 | 370 | | 153-5656 | 8C-3601 |
| 1958 340D, 340D Utility, 650, 810, 811, 812, 813 | 27 | 370 | | 153-5656 | 8C-3601 |
| 1957-55 100, 100HC, 130, 130HC, 140, 140HC, 400 | 1 | 600 | | 8C-3617 | — |
| 1957-55 200, 210B, 211B, 230, 240, 240 Utility, 340, Cub | 1 | 550 | | 8C-3617 | — |
| 1957-55 400 - Diesel | 4 | 645 | {15} | 8C-3633 | — |
| 1957-55 410B, 411B, 420, 420B, 420BD, 420C, M420 | 24 | 300 | | 153-5656 | 8C-3600 |
| 1957-55 Cub Lo-Boy, S Series, Super W-4, V Series, W-3D | 1 | 550 | | 8C-3617 | — |
| 1957 340D, 340D Utility | 27 | 370 | | 153-5656 | 8C-3601 |
| 1957 350 Series all models | 24 | 370 | | 153-5656 | 8C-3600 |
| 1957 410, 411, 412, 413, 414, 425, 700, 701, 702, 703 | 4 | 645 | | 8C-3633 | — |
| 1957 450 Models except International W-450, 650, 810 | 27 | 370 | | 153-5656 | 8C-3601 |
| 1957 705, 730, 730C, 731, 731C, 732, 732C, 733, 733C | 4 | 645 | | 8C-3633 | — |
| 1957 811, 812, 813 | 27 | 370 | | 153-5656 | 8C-3601 |
| 1957 International W-450 | 3 | 600 | | 8C-3629 | 8C-3617 |
| 1957 W-7D, W-9, W-9AD (1964-63), WR-9, WR-9S | 4 | 645 | | 8C-3633 | — |
| 1956-55 300, 300HC - LPG | 27 | 370 | | 153-5656 | 8C-3601 |
| 1956-55 400HC, Farmall 400, W-400 | 3 | 600 | | 8C-3629 | 8C-3617 |
| 1956-55 W400, W400D, W400DHC - Diesel, LPG | 27 | 370 | | 153-5656 | 8C-3601 |
| 1956 340D, 340D Utility, International 600 | 27 | 370 | | 153-5656 | 8C-3601 |
| 1956 410, 411, 412, 413, 414, 425, W-7D, W-9 | 4 | 645 | | 8C-3633 | — |
| 1956 International 600D | 3 | 600 | {15} | 8C-3629 | 8C-3617 |
| 1956 W-9AD (1964-63), WR-9, WR-9S | 4 | 645 | | 8C-3633 | — |
| 1955-53 200B, D, DC, DI, DO, DS, DV, ID-6, Super WD-6 | 2 | 525 | {148} | 153-5690 | 8C-3629 |
| 1955-41 WD-9, WDR-9 - Incl. Super models | 3 | 600 | {148} | 8C-3629 | 8C-3617 |
| 1955 340D, 340D Utility | 27 | 370 | | 153-5656 | 8C-3601 |
| 1955 410, 411, 412, 413, 414, 425, I-9, LA, LAH, LAI | 4 | 645 | | 8C-3633 | — |
| 1955 W-7D, W-9, W-9AD (1964-63), WR-9, WR-9S | 4 | 645 | | 8C-3633 | — |
| 1954-47 A, A-1, AV, AV-1, Cub, Cub Lo-Boy, HV, I-4, I-A | 1 | 550 | | 8C-3617 | — |

Farm Equipment

CASE INTERNATIONAL & JI CASE — FIAT TRACTORS/FIATAGRI



IMPORTANT NOTE: BATTERIES CAN EXPLODE! Always wear safety glasses AND shield eyes when working around batteries. Always check for proper polarity and sufficient terminal clearance BEFORE final installation to avoid dangerous sparks, potential explosion, possible severe personal injury and/or expensive electrical system and/or vehicle/equipment damage or fire.

| MAKE EQUIPMENT TYPE YEAR / MODEL | O.E. BCI NO. | CCA @ ° F | Notes | REPLACEMENT | |
|---|--------------------|-----------------|-------|-------------|----------|
| | | | | Option 1 | Option 2 |
| CASE INTERNATIONAL & JI CASE (Continued) | | | | | |
| Wheel Tractors (Continued) | | | | | |
| 1954-47 S Series, Super C, Super H, Super W-4, V Series | 1 | 550 | | 8C-3617 | — |
| 1954-47 W-3D | 1 | 550 | | 8C-3617 | — |
| 1954-41 I-9, LA, LAH, LAI, W-7D, W-9, W-9AD (1964-63) | 4 | 645 | | 8C-3633 | — |
| 1954-41 WR-9, WR-9S | 4 | 645 | | 8C-3633 | — |
| 1954 M-TADV, Super M-TAD, W-6TAD | 27 | 370 | | 153-5656 | 8C-3601 |
| 1954 M-TAV, Super M-TA, Super W-6, W-6TA | 3 | 600 | | 8C-3629 | 8C-3617 |
| 1953-52 I-6, Super W-6, W-6TA | 3 | 600 | | 8C-3629 | 8C-3617 |
| 1953 MDV, Super MD | 27 | 370 | | 153-5656 | 8C-3601 |
| 1952 200B, D, DC, DI, DO, DS, DV, ID-6, MDV, Super MD | 2 | 525 | {148} | 153-5690 | 8C-3629 |
| 1952 Super WD-6 | 2 | 525 | {148} | 153-5690 | 8C-3629 |
| 1951-41 D, DC, DI, DO, DS, DV, ID-6 | 2 | 525 | {148} | 153-5690 | 8C-3629 |
| 1951-41 I-6 | 3 | 600 | | 8C-3629 | 8C-3617 |
| 1946-41 I-4, I-A, S Series, Super W-4, V Series, W-3D | 1 | 550 | | 8C-3617 | — |
| Windrowers | | | | | |
| 2001 8860, 8870, 8880 | 24T | 500 | | — | — |
| 2000-99 8860 | 24T | 500 | | — | — |
| 2000-98 8870, 8880 | 24 | 500 | | 153-5656 | 8C-3600 |
| 1965-64 1150 | 24 | 235 | | 153-5656 | 8C-3600 |
| 1965-58 1050, 820, 840, 850, 950 | 1 | 315 | | 8C-3617 | — |
| CASE NEW HOLLAND | | | | | |
| Tractors | | | | | |
| 2010 T8010, T8020, T8030, T8040, T8050, T9020, T9030 - 4WD | 31T | 1000 | {15} | — | — |
| 2010 T9040, T9050, T9060 - 4WD | 31T | 1000 | {15} | — | — |
| 2009-08 T1010, T1030, T1110 - 4WD | 31T | 325 | | 175-4390 | 175-4370 |
| 2009-07 T2310 - 2WD | 31T | 420 | | 175-4390 | 175-4370 |
| 2009-07 T2320, T2330, T2410, T2420 - 4WD | 31T | 420 | | 175-4390 | 175-4370 |
| 2009-07 T8010, T8020, T8030, T8040, T8050, T9010, T9020 - 4WD | 31T | 1000 | {15} | — | — |
| 2009-07 T9030, T9040, T9050, T9060 - 4WD | 31T | 1000 | {15} | — | — |
| 2006 T8010, T8020, T8030, T8040 - 4WD | 31T | 1000 | {15} | — | — |
| Windrowers | | | | | |
| 2010-07 H8040, H8040 PRAIRIE SPECIAL | 31T | 925 | | 175-4390 | 115-2422 |
| 2010 H8060 | 31T | 650 | {15} | 175-4390 | 115-2422 |
| 2010 H8080 | 31T | 650 | {15} | 175-4390 | 175-4370 |
| 2009-07 H8060, H8080 | 31T | 650 | {15} | 175-4390 | 175-4370 |
| CATERPILLAR | | | | | |
| See CATERPILLAR EQUIPMENT section (pgs. 13 - 26 of this catalog) | | | | | |

| MAKE EQUIPMENT TYPE YEAR / MODEL | O.E. BCI NO. | CCA @ ° F | Notes | REPLACEMENT | |
|---|--------------------|-----------------|-------|--------------|--------------|
| | | | | Option 1 | Option 2 |
| CO-OP COCKSHUTT | | | | | |
| Wheel Tractors | | | | | |
| 1962-58 540 - All 6-Volt | 1 | 450 | | 8C-3617 | — |
| 1962-58 550, 560, 570 - Diesel | 4 | 800 | {15} | 8C-3633 | — |
| 1962-58 All - Gas | 24 | 320 | | 153-5656 | 8C-3600 |
| 1962-58 All 12-Volt | 24 | 320 | | 153-5656 | 8C-3600 |
| 1957-48 All - Gas | 1 | 450 | | 8C-3617 | — |
| 1957-48 All - Diesel | 4 | 800 | {15} | 8C-3633 | — |
| COE, INC. | | | | | |
| Harvesters | | | | | |
| 1961-58 Bin Carrier, L3 Receiver | 31A | 750 | | 127-0826{29} | 127-0824{29} |
| COMPTON ENTERPRISES | | | | | |
| Shakers | | | | | |
| 1961-58 All | 27 | 675 | | 8C-3601 | 250-0486 |
| CUB CADET | | | | | |
| Compact Tractors | | | | | |
| 2005 5234 D, 5252 | 26R | 500 | | 250-0489{32} | — |
| DW SPRAYERS CO. | | | | | |
| Sprayers | | | | | |
| 1987-80 2320, 2330, 2360 | 24 | 420 | | 153-5656 | 8C-3600 |
| AF500C3, AF500T | 24 | 450 | {147} | 153-5656 | 8C-3600 |
| AF500E | 70 | 500 | | 7X-6100{32} | 250-0489{32} |
| EDWARDS EQUIPMENT CO. | | | | | |
| Dyna-Scat | | | | | |
| 1994-86 SP6900 - Diesel | 24 | 525 | | 153-5656 | 8C-3600 |
| 1980-78 SP6900 | 24 | 300 | | 153-5656 | 8C-3600 |
| Dyna-Soar | | | | | |
| 1994-83 DS4100 | 24 | 300 | | 153-5656 | 8C-3600 |
| 1982-76 DS4100 | 24 | 205 | | 153-5656 | 8C-3600 |
| FIAT TRACTORS/FIATAGRI | | | | | |
| See also HESSTON CORPORATION | | | | | |
| Tractors | | | | | |
| 2004-03 115-80, 1380, 640, 880-5 | 4DLT | 820 | | 153-5710{30} | 153-5700{30} |
| 2002 115-80, 1380, 480/D, 640, 880-5 | 4DLT | 820 | | 153-5710{30} | 153-5700{30} |
| 1994-92 60-66S, 60-85V, 62-86DTF, 62-86F | 30H | 625 | | 8C-3627 | 127-0826{29} |
| 1994-91 70-66DTS, 70-66HC, 70-66HCS, 70-66S, 72-85C | 4DLT | 820 | | 153-5710{30} | 153-5700{30} |
| 1994-90 180-94DTPS, F110, F110DT, F130, F130DT | 4D | 935 | | 153-5710 | 153-5700 |
| 1994-85 100-94DT, 65-56DT, 70-66DT, 70-66DTHC, 70-66DTHCS | 4DLT | 820 | | 153-5710{30} | 153-5700{30} |
| 1994-85 140-90DTPS, 160-90DTPS, 160-92DTPS, 160-92PS | 4D | 935 | | 153-5710 | 153-5700 |
| 1994-85 45-66DT, 45-66DTS, 45-66S, 55-56DT, 55-76DTF | 30H | 625 | | 8C-3627 | 127-0826{29} |
| 1994-85 55-76F, 55-86DTF, 55-86F, 6, 60-66DT, 60-66DTS | 30H | 625 | | 8C-3627 | 127-0826{29} |

{15} Two batteries required. For best results, replace both.

{29} Battery hold-down may need to be replaced and/or modified. Battery cable replacement may be necessary.

{30} Replacement battery is wider and taller than OE. Hold-down and/or tray replacement may be necessary.

{32} Replacement battery is longer than OE. Hold-down and/or tray replacement may be necessary.

{70} Two, Three or Four batteries required. For best results, replace all. {147} 1 Battery - Dual Battery Opt.

{148} Two or more batteries required. For best results, replace all. {181} Requires 3 batteries. {183} Special European size required.

Farm Equipment

FIAT TRACTORS/FIATAGRI — FORD NEW HOLLAND

IMPORTANT NOTE: BATTERIES CAN EXPLODE! Always wear safety glasses AND shield eyes when working around batteries. Always check for proper polarity and sufficient terminal clearance BEFORE final installation to avoid dangerous sparks, potential explosion, possible severe personal injury and/or expensive electrical system and/or vehicle/equipment damage or fire.

| MAKE EQUIPMENT TYPE YEAR / MODEL | O.E. BCI NO. | CCA @ ° F | Notes | REPLACEMENT | |
|--|--------------------|-----------------|-------|--------------|--------------|
| | | | | Option 1 | Option 2 |
| FIAT TRACTORS/FIATAGRI (Continued) | | | | | |
| Tractors (Continued) | | | | | |
| 1994 72-85M, 72-86DTF, 72-86F, 766, 80-66DTHCS | 4DLT | 820 | | 153-5710(30) | 153-5700(30) |
| 1994 80-66DTS, 80-66HCS, 80-66S, 82-85C, 82-86DTF | 4DLT | 820 | | 153-5710(30) | 153-5700(30) |
| 1994 82-86F, 82-94, 82-94DT, All | 4DLT | 820 | | 153-5710(30) | 153-5700(30) |
| 1993-91 72-85M, 72-86DTF, 72-86F, 766, 80-66DT, 80-66DTHC | 4DLT | 820 | | 153-5710(30) | 153-5700(30) |
| 1993 80-66DTHCS, 80-66DTS, 80-66HC, 80-66HCS, 80-66S | 4DLT | 820 | | 153-5710(30) | 153-5700(30) |
| 1993 80-90DT, 82-85C, 82-86DTF, 82-86F, 82-94, 82-94DT | 4DLT | 820 | | 153-5710(30) | 153-5700(30) |
| 1993 All | 4DLT | 820 | | 153-5710(30) | 153-5700(30) |
| 1992 80-66HC, 80-90DT, 82-85C, 82-86DTF, 82-86F, All | 4DLT | 820 | | 153-5710(30) | 153-5700(30) |
| 1991-89 70-75C, 70-75M | 4DLT | 720 | | 153-5710(30) | 153-5700(30) |
| 1991 60-66S, 60-75V, 60-76DTF, 60-85V, 62-86DTF | 30H | 625 | | 8C-3627 | 127-0826(29) |
| 1991 62-86F | 30H | 625 | | 8C-3627 | 127-0826(29) |
| 1991 80-66HC, 80-75C, 80-90DT, 82-85C, 82-86DTF | 4DLT | 820 | | 153-5710(30) | 153-5700(30) |
| 1991 82-86F, All | 4DLT | 820 | | 153-5710(30) | 153-5700(30) |
| 1990-89 60-66S, 60-75V, 60-76DTF | 30H | 625 | | 8C-3627 | 127-0826(29) |
| 1990-89 72-86F, 766, 80-66DT, 80-66DTHC, 80-66HC, 80-75C | 4DLT | 820 | | 153-5710(30) | 153-5700(30) |
| 1990-89 80-90DT, All | 4DLT | 820 | | 153-5710(30) | 153-5700(30) |
| 1990-85 70-66DTS, 70-66HC, 70-66HCS, 70-66S, 72-86DTF | 4DLT | 820 | | 153-5710(30) | 153-5700(30) |
| 1989-85 180-94DTPS | 4D | 935 | | 153-5710 | 153-5700 |
| 1988-86 60-66S | 30H | 625 | | 8C-3627 | 127-0826(29) |
| 1988-86 72-86F, 766, 80-66DT, 80-66DTHC, 80-66HC, 80-90DT | 4DLT | 820 | | 153-5710(30) | 153-5700(30) |
| 1988-86 All | 4DLT | 820 | | 153-5710(30) | 153-5700(30) |
| 1985 60-66S, 665C | 30H | 625 | | 8C-3627 | 127-0826(29) |
| 1985 72-86F, 766, 780, 80-66DT, 80-90DT, All | 4DLT | 820 | | 153-5710(30) | 153-5700(30) |
| 1984-83 665C | 30H | 625 | | 8C-3627 | 127-0826(29) |
| 1984-80 65-56DT, 70-66DT, 70-66DTHC, 70-66DTHCS, 70-66DTS | 4DLT | 820 | | 153-5710(30) | 153-5700(30) |
| 1984-80 70-66HC, 70-66HCS, 70-66S, 72-86DTF, 72-86F, 766 | 4DLT | 820 | | 153-5710(30) | 153-5700(30) |
| 1984-80 780, All | 4DLT | 820 | | 153-5710(30) | 153-5700(30) |
| FLORY CORPORATION | | | | | |
| Harvesters | | | | | |
| 2004 480, 7480 | 27 | 675 | | 8C-3601 | 250-0486 |

| MAKE EQUIPMENT TYPE YEAR / MODEL | O.E. BCI NO. | CCA @ ° F | Notes | REPLACEMENT | |
|--|--------------------|-----------------|-------|--------------|--------------|
| | | | | Option 1 | Option 2 |
| FLORY CORPORATION (Continued) | | | | | |
| Sweepers | | | | | |
| 2004 6670, 7070, 7670, 8070, 8670 | 27 | 675 | | 8C-3601 | 250-0486 |
| FMC CORPORATION | | | | | |
| Harvesters | | | | | |
| 2004 5750TE (tomato) | 30H | 600 | {15} | 8C-3627 | 127-0826(29) |
| 2004 9070FBS (cucumber) | 31A | 925 | | 127-0824(29) | — |
| FORD NEW HOLLAND | | | | | |
| Formerly FORD, NEW HOLLAND & SPERRY NEW HOLLAND | | | | | |
| See also VERSATILE FARM EQUIPMENT | | | | | |
| Additional equipment is listed in the Industrial, Road and Miscellaneous Equipment section | | | | | |
| Automatic Bale Wagon | | | | | |
| 1994-89 1078, 1079, 1085 | 31T | 925 | | 175-4390 | 115-2422 |
| 1989-81 1078, 1079, 1085, 8500 | 24 | 370 | {15} | 153-5656 | 8C-3600 |
| 1988-80 1068, 1069, 1075 Diesel | 24 | 370 | {15} | 153-5656 | 8C-3600 |
| 1983-78 1068, 1069, 1075 | 24 | 370 | | 153-5656 | 8C-3600 |
| 1977-75 1048, 1049, 1065 | 24 | 370 | | 153-5656 | 8C-3600 |
| Combines | | | | | |
| 1993-85 TR86, TR96 | 31T | 625 | {15} | 175-4390 | 175-4370 |
| Forage Harvesters | | | | | |
| 1993-80 1900, 1915, 2100, 2115 | 30H | 630 | {70} | 8C-3627 | 127-0826(29) |
| Leaf Loader | | | | | |
| 1993-88 710 | 31T | 625 | | 175-4390 | 175-4370 |
| Square Balers | | | | | |
| 1993-83 505 | 30H | 460 | | 8C-3627 | 8C-3601 |
| 1986-83 426 | 24 | 375 | | 153-5656 | 8C-3600 |
| Wheel Tractors | | | | | |
| 2003-96 3010 | 30H | 600 | | 8C-3627 | 127-0826(29) |
| 2000-98 7610, 8010 | 30H | 550 | | 8C-3627 | 8C-3601 |
| 2000-98 9482, 9782 | 31T | 750 | {181} | 175-4390 | 175-4370 |
| 2000-98 TS100 | 31T | 800 | | 175-4390 | 115-2422 |
| 1997-88 1120, 1220 | 24 | 420 | | 153-5656 | 8C-3600 |
| 1997-79 1900, 1910, 1920, 2110, 2120 | 30H | 580 | | 8C-3627 | 127-0826(29) |
| 1997-73 1000, 1100, 1110, 1210, 1320, 1520, 1720 | 24 | 370 | | 153-5656 | 8C-3600 |
| 1997 3220, 3230, 3430, 3930, 4630 | 31T | 800 | | 175-4390 | 115-2422 |
| 1996-95 5610, 5900, 6610, 7610 | 4DLT | 750 | | 153-5710(30) | 153-5700(30) |
| 1996-92 3220, 3230, 3430, 3930, 4630, 5640, 6640, 7740 | 31T | 800 | | 175-4390 | 115-2422 |
| 1996-92 7840, 8240, 8340 | 31T | 800 | | 175-4390 | 115-2422 |
| 1994-88 LGT14D | 60 | 345 | | 3T-5857(29) | 3T-5858(29) |
| 1994-87 846, 876, 9030, 946, 976, FW20, FW30, FW40, FW60 | 31T | 625 | {70} | 175-4390 | 175-4370 |
| 1994-84 5610, 5700, 5900, 6600, 6610, 6700, 6710, 7000 | 4DLT | 750 | | 153-5710(30) | 153-5700(30) |
| 1994-84 7600, 7610, 7700, 7710, 7810, 8210, TW10, TW15 | 4DLT | 750 | | 153-5710(30) | 153-5700(30) |
| 1994-84 TW20, TW25, TW30, TW35, TW5 | 4DLT | 750 | | 153-5710(30) | 153-5700(30) |
| 1994-81 2810, 2910, 3910, 4110, 4610, 4610SU, 5000, 5600 | 4DLT | 750 | | 153-5710(30) | 153-5700(30) |
| 1994 8670, 8770, 8870, 8970 | NA | 1900 | {183} | — | — |
| 1994 9280, 9480 | 31T | 625 | {181} | 175-4390 | 175-4370 |

Farm Equipment

FORD NEW HOLLAND — HESSTON CORPORATION



IMPORTANT NOTE: BATTERIES CAN EXPLODE! Always wear safety glasses AND shield eyes when working around batteries. Always check for proper polarity and sufficient terminal clearance BEFORE final installation to avoid dangerous sparks, potential explosion, possible severe personal injury and/or expensive electrical system and/or vehicle/equipment damage or fire.

| MAKE EQUIPMENT TYPE YEAR / MODEL | O.E. CCA BCI @ NO. ° F | Notes | REPLACEMENT | |
|---|------------------------------|-------|--------------|--------------|
| | | | Option 1 | Option 2 |
| FORD NEW HOLLAND (Continued) | | | | |
| Wheel Tractors (Continued) | | | | |
| 1994 9680, 9880 | 31T 950 | {181} | 175-4390 | 115-2422 |
| 1991-89 3220, 3230, 3430, 3930, 4630 | 31T 800 | | 175-4390 | 115-2422 |
| 1988-79 1300, 1310, 1500, 1510, 1700, 1710 | 27 400 | | 153-5656 | 8C-3601 |
| 1986-77 9030, FW20, FW30, FW40, FW60 | 31T 625 | {70} | 175-4390 | 175-4370 |
| 1983-81 5610, 5700, 6600, 6610, 6700, 6710, 7000, 7600 | 4DLT 750 | | 153-5710{30} | 153-5700{30} |
| 1983-81 7610, 7700, 7710, 7810, 8210, TW10, TW15, TW20 | 4DLT 750 | | 153-5710{30} | 153-5700{30} |
| 1983-81 TW25, TW30, TW35, TW5 | 4DLT 750 | | 153-5710{30} | 153-5700{30} |
| 1980-76 5000, 5600, 5610, 5700, 6600, 6610, 6700, 6710 | 4DLT 750 | | 153-5710{30} | 153-5700{30} |
| 1980 7000, 7600, 7610, 7700, 7710, 7810, 8210, TW10 | 4DLT 750 | | 153-5710{30} | 153-5700{30} |
| 1980 TW15, TW20, TW25, TW30, TW35, TW5 | 4DLT 750 | | 153-5710{30} | 153-5700{30} |
| 1979-76 1600 | 27 440 | | 153-5656 | 8C-3601 |
| 1979-76 7000, 7600, 7610, 7700, 7710, 7810, 8210, 8600 | 4DLT 750 | | 153-5710{30} | 153-5700{30} |
| 1979 8700, 9600, 9700, TW10, TW15, TW20, TW25, TW30 | 4DLT 750 | | 153-5710{30} | 153-5700{30} |
| 1979 TW35, TW5 | 4DLT 750 | | 153-5710{30} | 153-5700{30} |
| 1978-76 8700, 9600, 9700 | 4DLT 750 | | 153-5710{30} | 153-5700{30} |
| 1975-71 5000, 5600, 5610, 6600, 6610, 6710, 7000, 7600 | 4DLT 750 | | 153-5710{30} | 153-5700{30} |
| 1975 7610, 7710, 7810, 8210, 8600, 8700, 9600, 9700 | 4DLT 750 | | 153-5710{30} | 153-5700{30} |
| 1974-71 7610, 7710, 7810, 8210 | 4DLT 750 | | 153-5710{30} | 153-5700{30} |
| 1973-68 2000, 2110, 3000, 4000, 4110, 8000, 9000 - Diesel | 4DLT 750 | | 153-5710{30} | 153-5700{30} |
| 1973-65 2000, 2110, 3000, 4000, 4110 | 17TF 510 | | — | — |
| 1970-63 5000, 5600, 5610, 6600, 6610, 7600, 7610 | 4DLT 750 | | 153-5710{30} | 153-5700{30} |
| 1968-62 6000 - Diesel | 16TF 540 | | — | — |
| 1968-61 6000 - Gas, LPG | 24F 500 | | 3T-5858 | 250-0489 |
| 1967-65 2000, 2110, 3000, 4000, 4110 - Diesel | 4DLT 750 | | 153-5710{30} | 153-5700{30} |
| 1964-57 Fordson Dextra | 12T 525 | | 8C-3600 | 3T-5857 |
| 1964-54 Diesel ex. Fordson | 16TF 540 | | — | — |
| 1964-47 4-cyl. | 1 440 | | 8C-3617 | — |
| Windrowers | | | | |
| 2000-98 HW300, HW320 | 31T 925 | | 175-4390 | 115-2422 |
| 2000-98 HW340 | 31T 625 | | 175-4390 | 115-2422 |
| 2000-98 TS100 | 31T 800 | | 175-4390 | 115-2422 |
| 1993-87 1118, 1499 | 31T 625 | | 175-4390 | 175-4370 |
| 1987-76 1100, 1116 | 27F 450 | | 8C-3602 | 3T-5858 |

| MAKE EQUIPMENT TYPE YEAR / MODEL | O.E. CCA BCI @ NO. ° F | Notes | REPLACEMENT | |
|---|------------------------------|-------|--------------|--------------|
| | | | Option 1 | Option 2 |
| FWD-WAGNER | | | | |
| RAYGO-WAGNER | | | | |
| Wheel Tractors | | | | |
| 1968-59 WA-14, WA-17 (thru 1965), WI-14, WI-17, WI-24 | 4D 800 | {15} | 153-5710 | 153-5700 |
| 1968-59 WA-17, WA-4A thru WA-9, WI-14, WI-17, WI-24, WI-9 | 8D 950 | {147} | 153-5720 | 101-4000 |
| GEHL BROS. | | | | |
| Self-Propelled Forage Harvesters | | | | |
| 1967-64 Oliver | 2E 525 | {15} | 8C-3632{30} | — |
| 1967-64 SP-83, SP-84 - Cont engine | 3EE 315 | | 8C-3620 | 250-0488{31} |
| 1967 After S.N. 1238, All models | 8D 900 | | 153-5720 | 101-4000 |
| 1966-65 Waukesha | 3EE 315 | | 8C-3620 | 250-0488{31} |
| 1966-64 After S.N. 1238 | 8D 900 | | 153-5720 | 101-4000 |
| HESSTON CORPORATION | | | | |
| Forage Harvesters | | | | |
| 1990-77 7600, 7650, 7655 | 4D 900 | {15} | 153-5710 | 153-5700 |
| Wheel Tractors | | | | |
| 2005-95 100-90 | 4DLT 820 | | 153-5710{30} | 153-5700{30} |
| 1994 100-90, 65-56, 70-90, 80-90, 880-5, 90-90 | 4DLT 820 | | 153-5710{30} | 153-5700{30} |
| 1994 55-56 | 30H 625 | | 8C-3627 | 127-0826{29} |
| 1993-92 100-90, 65-46, 65-56, 70-66, 70-90, 80-66, 80-90 | 4DLT 820 | | 153-5710{30} | 153-5700{30} |
| 1993-92 880-5, 90-90 | 4DLT 820 | | 153-5710{30} | 153-5700{30} |
| 1993-91 45-66, 55-46, 55-56, 55-66, 60-66, 60-90, 65-46 | 30H 625 | | 8C-3627 | 127-0826{29} |
| 1991 100-90, 65-46, 65-56, 70-66, 70-66F, 70-90, 80-66 | 4DLT 820 | | 153-5710{30} | 153-5700{30} |
| 1991 80-66F, 80-90, 880-5, 90-90 | 4DLT 820 | | 153-5710{30} | 153-5700{30} |
| 1990-86 130-90, 140-90, 160-90, 180-90 | 4D 900 | | 153-5710 | 153-5700 |
| 1990-86 70-66, 70-66F, 70-90, 766, 780, 80-66, 80-66F | 4DLT 820 | | 153-5710{30} | 153-5700{30} |
| 1990-86 80-90, 880-5, 90-90, 980 | 4DLT 820 | | 153-5710{30} | 153-5700{30} |
| 1990-85 100-90, 640, 65-46, 65-56, 666, 680, 70-65C | 4DLT 820 | | 153-5710{30} | 153-5700{30} |
| 1990-84 95-55C | 4DLT 720 | | 153-5710{30} | 153-5700{30} |
| 1990 45-66, 450, 466, 480, 55-46, 55-56, 55-66, 580 | 30H 625 | | 8C-3627 | 127-0826{29} |
| 1990 60-66, 60-90, 65-46, 655C | 30H 625 | | 8C-3627 | 127-0826{29} |
| 1989-86 580, 60-66, 60-66F, 60-90, 65-46, 655C | 30H 625 | | 8C-3627 | 127-0826{29} |
| 1989-84 45-66, 450, 466, 480, 55-46, 55-56, 55-66, 566 | 30H 625 | | 8C-3627 | 127-0826{29} |

- {15} Two batteries required. For best results, replace both.
- {26} Replacement battery is wider than OE. Hold-down and/or tray replacement may be necessary.
- {29} Battery hold-down may need to be replaced and/or modified. Battery cable replacement may be necessary.
- {30} Replacement battery is wider and taller than OE. Hold-down and/or tray replacement may be necessary.
- {31} Replacement battery is longer and wider than OE. Hold-down and/or tray replacement may be necessary.
- {32} Replacement battery is longer than OE. Hold-down and/or tray replacement may be necessary.
- {70} Two, Three or Four batteries required. For best results, replace all. {147} 1 Battery - Dual Battery Opt.
- {177} Requires 1, 2 or 3 batteries. {181} Requires 3 batteries.

Farm Equipment HESSTON CORPORATION — JOHN DEERE

IMPORTANT NOTE: BATTERIES CAN EXPLODE! Always wear safety glasses AND shield eyes when working around batteries. Always check for proper polarity and sufficient terminal clearance BEFORE final installation to avoid dangerous sparks, potential explosion, possible severe personal injury and/or expensive electrical system and/or vehicle/equipment damage or fire.

| MAKE EQUIPMENT TYPE YEAR / MODEL | O.E. BCI NO. | CCA @ ° F | Notes | REPLACEMENT | |
|--|--------------------|-----------------|-------|--------------|--------------|
| | | | | Option 1 | Option 2 |
| HESSTON CORPORATION (Continued) | | | | | |
| Wheel Tractors (Continued) | | | | | |
| 1985 1180, 130-90, 1380, 140-90, 1580, 160-90, 180-90 | 4D | 900 | | 153-5710 | 153-5700 |
| 1985 1880 | 4D | 900 | | 153-5710 | 153-5700 |
| 1985 580, 60-66, 60-90, 65-46, 655C | 30H | 625 | | 8C-3627 | 127-0826(29) |
| 1985 70-66, 70-90, 766, 780, 80-66, 80-90, 880-5 | 4DLT | 820 | | 153-5710(30) | 153-5700(30) |
| 1985 90-90, 980 | 4DLT | 820 | | 153-5710(30) | 153-5700(30) |
| 1984-80 1180, 1380, 1580, 1880 | 4D | 900 | | 153-5710 | 153-5700 |
| 1984 580, 655C, 955C | 30H | 625 | | 8C-3627 | 127-0826(29) |
| 1984 640, 666, 680, 70-65C, 766, 780, 880-5, 980 | 4DLT | 820 | | 153-5710(30) | 153-5700(30) |
| 1983-80 120C, 45-66, 450, 466, 480, 55-46, 55-56, 55-66 | 30H | 625 | | 8C-3627 | 127-0826(29) |
| 1983-80 640, 666, 680, 766, 780, 880-5, 980 | 4DLT | 820 | | 153-5710(30) | 153-5700(30) |
| 1983 566, 580, 605C, 655C, 955C | 30H | 625 | | 8C-3627 | 127-0826(29) |
| 1982-80 566, 580, 605C | 30H | 625 | | 8C-3627 | 127-0826(29) |
| 1979 120C, 605C | 30H | 625 | | 8C-3627 | 127-0826(29) |
| Windrowers | | | | | |
| 2004-01 8450 | 24T | 500 | | — | — |
| 2000-98 8450, 8510 | 24 | 500 | | 153-5656 | 8C-3600 |
| 1997-91 8400, 8500 | 24F | 650 | {15} | 3T-5858 | 250-0486 |
| 1997 8450 | 24T | 500 | | — | — |
| 1990-87 8200, 8400, 8500 | 24F | 650 | {15} | 3T-5858 | 250-0486 |
| 1990-85 6455, 6555, 6655 | 24F | 650 | | 3T-5858 | 250-0486 |
| 1990-85 6555, 6655 - Diesel | 24F | 650 | {15} | 3T-5858 | 250-0486 |
| 1990-75 All models | 24F | 650 | {177} | 3T-5858 | 250-0486 |
| 1986 8200 | 24F | 650 | {15} | 3T-5858 | 250-0486 |
| 1984-80 6450, 6550, 6650 | 24F | 650 | | 3T-5858 | 250-0486 |
| 1984-80 6550, 6650 - Diesel | 24F | 650 | {15} | 3T-5858 | 250-0486 |
| 1979 6450, 6610 | 24F | 650 | | 3T-5858 | 250-0486 |
| 1979 6610 - Diesel | 24F | 650 | {15} | 3T-5858 | 250-0486 |
| 1978 6400, 6600, 6610 | 24F | 650 | | 3T-5858 | 250-0486 |
| 1978 6400, 6600, 6610 Diesel | 24F | 650 | {15} | 3T-5858 | 250-0486 |
| 1977-76 6400, 6600 - Diesel | 24F | 650 | {15} | 3T-5858 | 250-0486 |
| 1977 6400, 6600 | 24F | 650 | | 3T-5858 | 250-0486 |
| 1976 6200, 6400, 6600 | 24F | 650 | | 3T-5858 | 250-0486 |
| JOHN DEERE | | | | | |
| Additional equipment is listed in the Industrial, Road, Miscellaneous Equipment, and Lawn & Garden sections. | | | | | |
| Air Seeder, Air Drill | | | | | |
| 1987-81 665, 780, 785 | 24 | 500 | | 153-5656 | 8C-3600 |
| Balers | | | | | |
| 1978-75 336, 346 | 24 | 385 | | 153-5656 | 8C-3600 |
| 1967-59 216, 224, 323 | 24 | 315 | | 153-5656 | 8C-3600 |
| Bunker Rake | | | | | |
| 1993-90 1200 | 22F | 330 | | 3T-5859 | 250-0489 |
| Combines | | | | | |
| 2010-08 9670 STS, 9770 STS | 31T | 750 | {15} | 175-4390 | 175-4370 |
| 2010-08 9870 STS - S/N 078556 | 5D | 1400 | | — | — |
| 2010-07 1165, 1175, 1450, 1550, 9570 STS | 5D | 1400 | | — | — |
| 2010-07 9870 STS - S/N 078555 | 27 | 650 | | 153-5656 | 8C-3601 |
| 2010-04 9650, 9750 | 27 | 650 | {15} | 153-5656 | 8C-3601 |
| 2007-03 9860 STS - S/N 078555 | 31T | 750 | {15} | 175-4390 | 175-4370 |

| MAKE EQUIPMENT TYPE YEAR / MODEL | O.E. BCI NO. | CCA @ ° F | Notes | REPLACEMENT | |
|---|--------------------|-----------------|-------|--------------|----------|
| | | | | Option 1 | Option 2 |
| JOHN DEERE (Continued) | | | | | |
| Combines (Continued) | | | | | |
| 2007 9560 STS, 9660 STS, 9670 STS, 9760 STS, 9770 STS | 31T | 750 | {15} | 175-4390 | 175-4370 |
| 2007 9860 STS, 9870 STS S/N 078556 | 5D | 1400 | | — | — |
| 2006-03 9860 STS - S/N 078556 | 5D | 1400 | | — | — |
| 2006-02 1165, 1175, 1450, 1550 | 5D | 1400 | | — | — |
| 2006 9560 STS, 9660 STS, 9660 WTS, 9760 STS | 31T | 750 | {15} | 175-4390 | 175-4370 |
| 2005 9560 STS, 9560 Walker, 9660 STS, 9660 WTS | 31T | 750 | {15} | 175-4390 | 175-4370 |
| 2005 9660 Walker, 9760 STS | 31T | 750 | {15} | 175-4390 | 175-4370 |
| 2004-03 9660 CTS (rise), 9660 STS, 9660 Walker, 9760 STS | 31T | 750 | {15} | 175-4390 | 175-4370 |
| 2004-02 9560 STS, 9560 Sidehill, 9560 Walker | 31T | 750 | {15} | 175-4390 | 175-4370 |
| 2004-02 9960 STS | 31T | 950 | | 175-4390 | 115-2422 |
| 2003-02 9650 Walker, 9750 | 27 | 650 | {15} | 153-5656 | 8C-3601 |
| 2003-00 9450, 9550, 9550 SH, 9650, 9650 CTS, 9650 STS | 27 | 650 | {15} | 153-5656 | 8C-3601 |
| 2002 9660 CTS (rise), 9660 STS, 9660 Walker | 31T | 750 | {15} | 175-4390 | 175-4370 |
| 2001-00 9650 Walker | 27 | 650 | {15} | 153-5656 | 8C-3601 |
| 2001 1165, 1175, 1195, 1450, 1550 | 5D | 1400 | | — | — |
| 2000-99 9610 | 27 | 620 | {15} | 153-5656 | 8C-3601 |
| 2000 1165, 1175, 1195, 1450 | 5D | 1400 | | — | — |
| 1999 1165, 1175, 1195 | 5D | 1400 | | — | — |
| 1999 9450, 9550 SH, 9650 CTS, 9650 STS, 9650 Walker | 27 | 650 | {15} | 153-5656 | 8C-3601 |
| 1998 1165, 1175, 1185, 1195 | 5D | 1400 | | — | — |
| 1998 9500, 9610 | 27 | 620 | {15} | 153-5656 | 8C-3601 |
| 1997-96 1165 | 5D | 1400 | | — | — |
| 1997-89 9400, 9500, 9600, CTS | 27 | 620 | {15} | 153-5656 | 8C-3601 |
| 1992-89 4425 (requires DIN size 72311) | NA | 610 | | — | — |
| 1992-89 4435 | 49 | 610 | | 307-0751(32) | — |
| 1991-86 3300 - Diesel | 30H | 545 | | 8C-3627 | 8C-3601 |
| 1991-86 4400, 4425, 6600, 6602 | 30H | 545 | | 8C-3627 | 8C-3601 |
| 1991-79 6620 Sidehill, 6622 Sidehill, 7720 Hillside | 24 | 500 | {15} | 153-5656 | 8C-3600 |
| 1991-79 7722 Hillside, 8820 Hillside | 24 | 500 | {15} | 153-5656 | 8C-3600 |
| 1985-84 3300, 4420 | 24 | 550 | | 153-5656 | 8C-3600 |
| 1983-80 4400, 4420 | 3ET | 430 | {15} | — | — |
| 1983-80 6600, 7700 - Diesel | 3ET | 430 | {15} | — | — |
| 1979-75 4400, 4420, 7700 | 3ET | 430 | {15} | — | — |
| 1979-75 6600, 6600 Sidehill, 6602, 7700 - Diesel | 3ET | 430 | {15} | — | — |
| 1976-75 Diesel | 30H | 485 | | 8C-3627 | 8C-3601 |
| Compactors & Cotton Strippers | | | | | |
| 1984-78 646C, 9910, 9940 | 31T | 625 | {177} | 175-4390 | 175-4370 |
| 1980-72 646B | 4D | 800 | {15} | 153-5710 | 153-5700 |
| 1977-68 646, 9900 | 30H | 550 | {147} | 8C-3627 | 8C-3601 |
| Corn Heads | | | | | |
| 2004-02 90 Series (27 - 40hp) | 22NF | 500 | | 250-0487(26) | — |
| Cotton Pickers | | | | | |
| 2010 9970 | 31T | 925 | {15} | 175-4390 | 115-2422 |
| 2010 9986 | 31T | 950 | {15} | 175-4390 | 115-2422 |

Farm Equipment

JOHN DEERE



IMPORTANT NOTE: BATTERIES CAN EXPLODE! Always wear safety glasses AND shield eyes when working around batteries. Always check for proper polarity and sufficient terminal clearance BEFORE final installation to avoid dangerous sparks, potential explosion, possible severe personal injury and/or expensive electrical system and/or vehicle/equipment damage or fire.

Farm Equipment

| MAKE EQUIPMENT TYPE YEAR / MODEL | O.E. BCI NO. | CCA @ ° F | Notes | REPLACEMENT | |
|--|--------------------|-----------------|---------|--------------|--------------|
| | | | | Option 1 | Option 2 |
| JOHN DEERE (Continued) | | | | | |
| Cotton Pickers (Continued) | | | | | |
| 2009-95 9930 | 31T | 925 | | 175-4390 | 115-2422 |
| 2009-02 9970, 9976, 9986 | 31T | 950 | {15} | 175-4390 | 115-2422 |
| 2009-01 6850 | 31T | 650 | {15,17} | 175-4390 | 175-4370 |
| 2005 7460 | 31T | 950 | | 175-4390 | 115-2422 |
| 2003 7460 | 31T | 950 | | 175-4390 | 115-2422 |
| 2001 9970, 9976 | 31T | 950 | {15} | 175-4390 | 115-2422 |
| 2000-99 6850, 9970, 9976 | 31T | 950 | {15} | 175-4390 | 115-2422 |
| 2000 6850 | 31T | 650 | {15} | 175-4390 | 175-4370 |
| 1999-98 6850 | 31P | 650 | {15} | 250-0486{29} | 127-0826{29} |
| 1998-89 9960, 9965 | 31T | 925 | {15} | 175-4390 | 115-2422 |
| 1998 6850, 9976 | 31T | 950 | {15} | 175-4390 | 115-2422 |
| 1997-94 6850 | 31T | 950 | {15} | 175-4390 | 115-2422 |
| 1997-94 9935 | 31T | 950 | | 175-4390 | 115-2422 |
| 1994-87 9930, 9950 | 31A | 625 | | 250-0486{29} | 127-0826{29} |
| 1994-87 9930, 9950 - Optional | 31T | 925 | | 175-4390 | 115-2422 |
| 1986-78 9910, 9920, 9940 | 31T | 700 | {147} | 175-4390 | 175-4370 |
| 1984-78 9910, 9940 | 31T | 625 | {177} | 175-4390 | 175-4370 |
| 1977-68 9900 | 30H | 550 | {147} | 8C-3627 | 8C-3601 |
| Cotton Strippers | | | | | |
| 2010-02 7460 | 31T | 950 | | 175-4390 | 115-2422 |
| 2009-01 7455 | 31T | 925 | {17} | 175-4390 | 115-2422 |
| 2000-99 7450, 7455 | 31T | 925 | | 175-4390 | 115-2422 |
| 1998-95 7450, 7455, 7740, 7745 | 31T | 925 | | 175-4390 | 115-2422 |
| 1996-94 7445, 7455 | 31A | 625 | | 250-0486{29} | 127-0826{29} |
| 1996-94 7445, 7455 - Optional | 31T | 925 | | 175-4390 | 115-2422 |
| 1986-78 484, 7740 | 31T | 625 | | 175-4390 | 175-4370 |
| 1981-78 484 | 31T | 580 | | 175-4390 | 175-4370 |
| 1977-59 484 | 24 | 500 | | 153-5656 | 8C-3600 |
| 1976-75 482, 484 | 30H | 525 | | 8C-3627 | 8C-3601 |
| 1976-71 482, 484 | 30H | 550 | | 8C-3627 | 8C-3601 |
| Forage Harvesters | | | | | |
| 2010-02 6810, 6910 | 49 | 610 | {177} | 307-0751{32} | — |
| 2010 6710 | 49 | 850 | | 307-0751{32} | — |
| 2009-98 6950 | 31T | 650 | {15,17} | 175-4390 | 175-4370 |
| 2009-04 6650 | 88AH | 610 | | — | — |
| 2009-04 6710, 6750 | 49 | 850 | | 307-0751{32} | — |
| 2004-02 7800 Large Capacity (660hp) | 1740 | | {149} | — | — |
| 2003-01 6650, 6710, 6750 | 49 | 850 | | 307-0751{32} | — |
| 2001 6810 | 49 | 610 | {177} | 307-0751{32} | — |
| 2000-93 6610, 6710, 6810, 6910 | 49 | 610 | {177} | 307-0751{32} | — |
| 2000 6650, 6750 | 49 | 850 | | 307-0751{32} | — |
| 1999-98 6750 | 49 | 850 | | 307-0751{32} | — |
| 1998-85 5730, 5830 | 31A | 625 | {15} | 250-0486{29} | 127-0826{29} |
| 1992-90 6910 | 49 | 610 | {177} | 307-0751{32} | — |
| 1992 6810 | 49 | 610 | {181} | 307-0751{32} | — |
| 1986-81 5720, 5820 | 31T | 700 | {15} | 175-4390 | 175-4370 |
| 1980-75 5200, 5400, 5440, 5460 | 7D | 875 | {15} | 8C-3635 | 8C-3633 |
| Greensmower | | | | | |
| 1993-89 2243 | U1 | 250 | | 8C-3636 | — |
| Harvesters | | | | | |
| 2008-02 1070D, 753G Track | 31T | 950 | {15} | 175-4390 | 115-2422 |
| 2001 6910 | 49 | 610 | {177} | 307-0751{32} | — |
| 2001 753G Track | 31T | 950 | {15} | 175-4390 | 115-2422 |
| Hay Cubers | | | | | |
| 1982-75 425 | 8D | 900 | | 153-5720 | 101-4000 |
| 1967-65 400 | 8D | 1000 | | 153-5720 | 101-4000 |

| MAKE EQUIPMENT TYPE YEAR / MODEL | O.E. BCI NO. | CCA @ ° F | Notes | REPLACEMENT | |
|--|--------------------|-----------------|-------|--------------|--------------|
| | | | | Option 1 | Option 2 |
| JOHN DEERE (Continued) | | | | | |
| Hy-Cycle (Sprayer) | | | | | |
| 2000-92 6100, 6500, 6600 | 27 | 650 | | 153-5656 | 8C-3601 |
| 1999 4700 | 27F | 650 | {15} | 153-5656 | 8C-3601 |
| 1998-94 4700 | 27 | 650 | {15} | 153-5656 | 8C-3601 |
| 1998-77 6000 | 24 | 420 | | 153-5656 | 8C-3600 |
| | 24 | 550 | | 153-5656 | 8C-3600 |
| Pumps | | | | | |
| 2000-95 6068T15Q | 30H | 625 | | 8C-3627 | 127-0826{29} |
| Riding Reel Mower | | | | | |
| 2008-04 2653A | 51 | 435 | | 250-0488{26} | — |
| 2003-95 2653A | 45 | 500 | | — | — |
| 2003-93 2653 | U1 | 340 | | — | — |
| Self Propelled Sprayers | | | | | |
| 2004-02 6700 (410 or 420 gal) | 31T | 750 | {15} | 175-4390 | 175-4370 |
| Self-Propelled & Pull Type Combines | | | | | |
| 1965-60 40, 45 - Gas, LPG | 24 | 315 | | 153-5656 | 8C-3600 |
| 1965-60 40, 45 - Diesel | 30H | 475 | {15} | 8C-3627 | 8C-3601 |
| 1965-50 105 | 30H | 475 | {15} | 8C-3627 | 8C-3601 |
| 1965-50 45, 55, 95, 95H Gas, LPG | 1 | 525 | {147} | 8C-3617 | — |
| 1965-50 All pull type models | 1 | 525 | {147} | 8C-3617 | — |
| 1963-62 40, 45 - Gas, LPG, Optional | 1 | 525 | {15} | 8C-3617 | — |
| Self-Propelled Windrowers | | | | | |
| 1966-62 215 | 24 | 315 | | 153-5656 | 8C-3600 |
| 1966-60 VH4 | 1 | 525 | | 8C-3617 | — |
| Sprayers | | | | | |
| 2004-02 4710 (800 gal) | 27 | 650 | | 153-5656 | 8C-3601 |
| 2001 4710 (800 gal) | 48 | 690 | | 307-0751 | — |
| Tracked Ag Tractors | | | | | |
| 2010-07 9530T, 9630T | 31T | 925 | {181} | 175-4390 | 115-2422 |
| 2010-05 8230T, 8330T, 8430T | 31T | 925 | {15} | 175-4390 | 115-2422 |
| 2010 8330 MFWD - 2WD | 31T | 925 | {15} | 175-4390 | 115-2422 |
| 2009-07 9460T | 27 | 650 | {15} | 153-5656 | 8C-3601 |
| 2001-00 9400T | 31T | 925 | {181} | 175-4390 | 115-2422 |
| Turf Mowers | | | | | |
| 1995-90 3325, 3365 | 24F | 600 | | 3T-5858 | 250-0486 |
| 1992-86 2243, 756, 856 | 22F | 425 | | 3T-5859 | 250-0489 |
| 1989-88 3325, 3365 | 31T | 750 | | 175-4390 | 175-4370 |
| Utility Vehicles | | | | | |
| 1993-92 1800 | 45 | 460 | | 250-0488{26} | — |
| 1992-86 1500 | 22F | 425 | | 3T-5859 | 250-0489 |
| Utility/Compact Tractor | | | | | |
| 2010-09 2320 | 22NF | 500 | | 250-0487{26} | — |
| 2010-06 2305, 3120, 3203, 3320, 3520, 3720 | 22F | 500 | | 250-0489 | — |
| 2010 4120, 4520, 4720 | 34 | 770 | | 127-0826 | — |
| 2010 4320 | 34 | 770 | {15} | 127-0826 | — |
| 2009-04 4120, 4320, 4520, 4720 | 34 | 770 | | 127-0826 | — |
| 2009 5205 | 31T | 700 | | 175-4390 | 175-4370 |
| 2009 5205 - Optional | 31T | 925 | | 175-4390 | 115-2422 |
| 2008-99 5105, 5205 | 31T | 700 | | 175-4390 | 175-4370 |
| 2008-07 5103, 5203, 5303, 5403 | 31T | 750 | | 175-4390 | 175-4370 |
| 2008-06 2320, 790 | 22NF | 500 | | 250-0487{26} | — |
| 2008-02 5105, 5205 - Optional | 31T | 925 | | 175-4390 | 115-2422 |
| 2006-02 5103, 5203, 5303 | 31T | 750 | | 175-4390 | 175-4370 |
| 2006 2210 | 51 | 435 | | 250-0488{26} | — |
| 2005 2210, 4110 | 51 | 435 | | 250-0488{26} | — |

{15} Two batteries required. For best results, replace both. {17} Watch polarity and clearance! Vehicle could have reverse terminal battery.
 {26} Replacement battery is wider than OE. Hold-down and/or tray replacement may be necessary.
 {29} Battery hold-down may need to be replaced and/or modified. Battery cable replacement may be necessary.
 {32} Replacement battery is longer than OE. Hold-down and/or tray replacement may be necessary. {147} 1 Battery - Dual Battery Opt.
 {149} Amp hour rating from OE mfr is converted to approx. CCA rating (Ah x 10=approx. CCA).
 {177} Requires 1, 2 or 3 batteries. {181} Requires 3 batteries.

Farm Equipment JOHN DEERE

IMPORTANT NOTE: BATTERIES CAN EXPLODE! Always wear safety glasses AND shield eyes when working around batteries. Always check for proper polarity and sufficient terminal clearance BEFORE final installation to avoid dangerous sparks, potential explosion, possible severe personal injury and/or expensive electrical system and/or vehicle/equipment damage or fire.

| MAKE EQUIPMENT TYPE YEAR / MODEL | O.E. BCI NO. | CCA @ ° F | Notes | REPLACEMENT | |
|---|--------------------|-----------------|-------|--------------|--------------|
| | | | | Option 1 | Option 2 |
| JOHN DEERE (Continued) | | | | | |
| Utility/Compact Tractor (Continued) | | | | | |
| 2005 2305, 3120, 3320, 3520, 3720 | | 22F 500 | | 250-0489 | — |
| 2005 4115, 4210, 790 | | 22NF 500 | | 250-0487(26) | — |
| 2005 5105, 5225 | | 31T 925 | | 175-4390 | 115-2422 |
| 2004-02 4010, 4110 | | 51 435 | | 250-0488(26) | — |
| 2004-02 4115, 4210, 4310, 4410, 790 | | 22NF 500 | | 250-0487(26) | — |
| 2004-02 4120 | | 27 650 | | 153-5656 | 8C-3601 |
| 2004-02 4510, 4610, 4710 | | 48 690 | | 307-0751 | — |
| 2004-02 5220, 5320, 5420 | | 31T 925 | | 175-4390 | 115-2422 |
| 2004 4320 | | 3EH 850 | {15} | 8C-3632 | — |
| 2003-02 4120, 4320, 4720 | | 34 770 | | 127-0826 | — |
| 2003-02 4300 | | 22F 500 | | 250-0489 | — |
| 2003-02 4320, 4520 | | 3EH 850 | {15} | 8C-3632 | — |
| 2002-01 4700 | | 27F 650 | | 8C-3602 | 3T-5858 |
| 2001-00 4320 | | 34 770 | | 127-0826 | — |
| 2001 4110 | | 51 435 | | 250-0488(26) | — |
| 2001 4115, 4210, 4310, 4400, 4410, 790 | | 22NF 500 | | 250-0487(26) | — |
| 2001 4510, 4710 | | 48 690 | | 307-0751 | — |
| 2001 5105 - Optional | | 31T 925 | | 175-4390 | 115-2422 |
| 2000 4200, 4400, 790 | | 22NF 500 | | 250-0487(26) | — |
| 2000 4600, 4700 | | 27F 650 | | 8C-3602 | 3T-5858 |
| 2000 5105, 5205 - Optional | | 31T 925 | | 175-4390 | 115-2422 |
| 1999-98 4400 | | 22NF 500 | | 250-0487(26) | — |
| 1999-98 955 | | 45 500 | | 250-0488(26) | — |
| 1999 5205 - Optional | | 31T 925 | | 175-4390 | 115-2422 |
| 1998 970 | | 30H 625 | | 8C-3627 | 8C-3601 |
| 1050, 850, 900HC | | 30H 525 | | 8C-3627 | 8C-3601 |
| 1070 | | 30H 625 | | 8C-3627 | 127-0826(29) |
| 650 | | 24 420 | {15} | 153-5656 | 8C-3600 |
| 655, 755, 855 to S.N. 615000 | | 22F 425 | | 3T-5859 | 250-0489 |
| 670, 855 from S.N. 615001 | | 45 460 | | 250-0488(26) | — |
| 750, 770 | | 24 420 | | 153-5656 | 8C-3600 |
| Vacuums | | | | | |
| 1992-89 141, 142, 151, 152, 161, 162 | | 22F 425 | | 3T-5859 | 250-0489 |
| Wheel Tractors | | | | | |
| 2010-07 7630 LARGE FRAME, 7730 LARGE FRAME 2WD | | 31T 925 | {15} | 175-4390 | 115-2422 |
| 2010-07 9330, 9430, 9530, 9630 - 4WD | | 31T 925 | {181} | 175-4390 | 115-2422 |
| 2010-06 7330 PREMIUM Optional, 2WD | | 5D 1400 | | — | — |
| 2010-06 7830 LARGE FRAME, 7930 LARGE FRAME, 8130 MFWD - 2WD | | 31T 925 | {15} | 175-4390 | 115-2422 |
| 2010-05 2520 - Diesel | | 3EH 850 | {15} | 8C-3632 | — |
| 2010-05 2520 - W/SBG | | 3ET 460 | | — | — |
| 2010 7130 PREMIUM, 7230, 7230 PREMIUM, 7330 - 2WD | | 4D 1200 | | 153-5710 | — |
| 2010 7130 PREMIUM, 7230, 7230 PREMIUM, 7330 - Optional, 2WD | | 5D 1400 | | — | — |
| 2010 7330 PREMIUM - 2WD | | 4D 1200 | | 153-5710 | — |
| 2010 8230 MFWD, 8430 MFWD, 8530 MFWD - 2WD | | 31T 925 | {15} | 175-4390 | 115-2422 |

| MAKE EQUIPMENT TYPE YEAR / MODEL | O.E. BCI NO. | CCA @ ° F | Notes | REPLACEMENT | |
|--|--------------------|-----------------|---------|--------------|----------|
| | | | | Option 1 | Option 2 |
| JOHN DEERE (Continued) | | | | | |
| Wheel Tractors (Continued) | | | | | |
| 2009-07 9230 - 4WD | | 31T 925 | {15} | 175-4390 | 115-2422 |
| 2009-06 5105 | | 31T 700 | | 175-4390 | 175-4370 |
| 2009-06 5105, 5225, 5325, 5425, 5525, 5625 | | 31T 925 | | 175-4390 | 115-2422 |
| 2009-06 7130, 7130 PREMIUM, 7230, 7230 PREMIUM, 7330 - 2WD | | 4D 1200 | | 153-5710 | — |
| 2009-06 7130, 7130 PREMIUM, 7230, 7230 PREMIUM, 7330 - Optional, 2WD | | 5D 1400 | | — | — |
| 2009-06 7330 PREMIUM, 7430, 7430 PREMIUM - 2WD | | 4D 1200 | | 153-5710 | — |
| 2009-06 8230 MFWD, 8330 MFWD, 8430 MFWD, 8530 MFWD - 2WD | | 31T 925 | {15} | 175-4390 | 115-2422 |
| 2009-05 2550 - W/SBG | | 24 420 | {15} | 153-5656 | 8C-3600 |
| 2009-05 990 | | 27F 650 | | 8C-3602 | 3T-5858 |
| 2006 7520 - 2WD, Diesel | | 7D 975 | {15} | 8C-3635 | 8C-3633 |
| 2006 7630 LARGE FRAME, 7720, 7730 LARGE FRAME | | 31T 925 | {15} | 175-4390 | 115-2422 |
| 2005-04 7520 - Diesel | | 7D 975 | {15} | 8C-3635 | 8C-3633 |
| 2005-04 7720 | | 31T 925 | {15} | 175-4390 | 115-2422 |
| 2005-03 4115 (24hp), 4210 | | 22NF 500 | | 250-0487(26) | — |
| 2005-02 4010 Series, 4110 4WD | | 51 435 | | 250-0488(26) | — |
| 2005-01 4010 - 4WD | | 3ET 460 | | — | — |
| 2005-01 4010 Series - 2WD | | 3ET 460 | | — | — |
| 2005 5325, 5425, 5525 | | 31T 925 | | 175-4390 | 115-2422 |
| 2005 8130 MFWD, 8230 MFWD, 8330 MFWD, 8430 MFWD - 2WD | | 31T 925 | {15} | 175-4390 | 115-2422 |
| 2005 8530 MFWD - 2WD | | 31T 925 | {15} | 175-4390 | 115-2422 |
| 2004-02 2210, 4010 Series (18 - 48hp) | | 51 435 | | 250-0488(26) | — |
| 2004-02 4020 (43 - 58hp) | | 3ET 620 | | — | — |
| 2004-02 Trail Buck Series | | 16CLB 260 | | — | — |
| 2004 5220, 5225, 5320, 5325, 5420, 5425, 5520, 5525 | | 31T 925 | | 175-4390 | 115-2422 |
| 2004 990 | | 27F 650 | | 153-5656 | 8C-3601 |
| 2003-02 7520 - 2WD, Diesel | | 7D 975 | {15} | 8C-3635 | 8C-3633 |
| 2003-02 7810 | | 31T 925 | {15,17} | 175-4390 | 115-2422 |
| 2003-01 990 | | 27F 650 | | 8C-3602 | 3T-5858 |
| 2003-00 5220, 5320, 5420, 5520 | | 31T 925 | | 175-4390 | 115-2422 |
| 2003 6415 | | 31T 1230 | {15} | — | — |
| 2003 7710, 7720 | | 31T 925 | {15} | 175-4390 | 115-2422 |
| 2002-01 7710 | | 31T 925 | {15} | 175-4390 | 115-2422 |
| 2002-00 4100 - 2WD | | 51 435 | | 250-0488(26) | — |
| 2002 4115 (24hp), 4210, 8520 | | 22NF 500 | | 250-0487(26) | — |
| 2001-99 9400 - 4WD | | 31T 925 | {15} | 175-4390 | 115-2422 |
| 2001-00 4300 | | 22F 500 | | 250-0489 | — |
| 2001-00 6400 | | 31T 420 | {15} | 175-4390 | 175-4370 |
| 2001 4010 Series - 4WD | | 51 435 | | 250-0488(26) | — |
| 2001 4110 - 4WD | | 51 500 | | — | — |
| 2001 4115 (24hp), 4210 | | 22NF 500 | | 250-0487(26) | — |
| 2001 4610 | | 48 690 | | 307-0751 | — |
| 2001 5205 - Optional | | 31T 925 | | 175-4390 | 115-2422 |
| 2001 7405, 9300 | | 31T 925 | {17} | 175-4390 | 115-2422 |
| 2001 7410, 7810 | | 31T 925 | {15,17} | 175-4390 | 115-2422 |
| 2000-99 4500, 990 | | 27F 650 | | 8C-3602 | 3T-5858 |
| 2000-98 5210, 5310, 5410, 5510 | | 31T 700 | | 175-4390 | 175-4370 |

Farm Equipment

JOHN DEERE



IMPORTANT NOTE: BATTERIES CAN EXPLODE! Always wear safety glasses AND shield eyes when working around batteries. Always check for proper polarity and sufficient terminal clearance BEFORE final installation to avoid dangerous sparks, potential explosion, possible severe personal injury and/or expensive electrical system and/or vehicle/equipment damage or fire.

| MAKE EQUIPMENT TYPE YEAR / MODEL | O.E. BCI NO. | CCA @ ° F | Notes | REPLACEMENT | |
|---|--------------------|-----------------|-------|--------------|----------|
| | | | | Option 1 | Option 2 |
| JOHN DEERE (Continued) | | | | | |
| Wheel Tractors (Continued) | | | | | |
| 2000-97 790 | 45 | 460 | | 250-0488{26} | — |
| 2000 5220, 5320, 5410, 5510 - Optional | 31T | 925 | | 175-4390 | 115-2422 |
| 2000 7200, 7400, 7405, 7410 | 31T | 950 | {15} | 175-4390 | 115-2422 |
| 2000 7600, 7700, 7710, 7800, 7810, 8100, 8200, 8300 | 31P | 950 | {15} | 127-0824{29} | — |
| 2000 790 | 22NF | 500 | | 250-0487{26} | — |
| 2000 8400 | 31P | 950 | {15} | 127-0824{29} | — |
| 2000 9300 | 31T | 925 | {17} | 175-4390 | 115-2422 |
| 1999-98 5510 - Optional | 31T | 925 | | 175-4390 | 115-2422 |
| 1999-96 4100, 4300 | 22F | 425 | | 3T-5859 | 250-0489 |
| 1999-93 7200, 7400, 7405, 7410, 7600, 7700, 7710, 7800 | 31P | 950 | {15} | 127-0824{29} | — |
| 1999-93 7810, 8100, 8200, 8300, 8400 | 31P | 950 | {15} | 127-0824{29} | — |
| 1999 855 - SN 615000 | 22F | 490 | | 250-0489 | — |
| 1999 855 - SN615001 - Up | 45 | 500 | | — | — |
| 1998-96 4500 | 27F | 650 | | 8C-3602 | 3T-5858 |
| 1998-94 8560, 8570, 8770, 8870, 8970 | 31T | 950 | {177} | 175-4390 | 115-2422 |
| 1998-92 6200 | 31T | 950 | | 175-4390 | 115-2422 |
| 1998-92 6300, 6400, 6500 | 31T | 420 | {15} | 175-4390 | 175-4370 |
| 1998 5300 - w/cab | 31T | 750 | | 175-4390 | 175-4370 |
| 1998 5300 - wo/cab | 31T | 925 | | 175-4390 | 115-2422 |
| 1997-91 5200, 5300, 5400, 5500 | 31T | 700 | | 175-4390 | 175-4370 |
| 1995-87 2955 | 49 | 610 | | 307-0751{32} | — |
| 1993-91 4055, 4255, 4455, 4555, 4560, 4755, 4760, 4955 | 31T | 950 | {15} | 175-4390 | 115-2422 |
| 1993-91 4960 | 31T | 950 | {15} | 175-4390 | 115-2422 |
| 1993-88 2-447, 2155 | 30H | 475 | | 8C-3627 | 8C-3601 |
| 1993-88 2355, 2355N, 2555, 2755, 2855, 2855N | 47 | 600 | {15} | — | — |
| 1993-88 8560, 8570, 8760, 8770, 8870, 8960, 8970 | 31T | 950 | {177} | 175-4390 | 115-2422 |
| 1993-82 8850 - Diesel | 31T | 950 | {177} | 175-4390 | 115-2422 |
| 1993-79 1050, 1250, 1450, 1650 | 30H | 550 | | 8C-3627 | 8C-3601 |
| 1992 7600, 7700, 7710, 7800, 7810, 8100, 8200, 8300 | 31P | 950 | {15} | 127-0824{29} | — |
| 1992 8400 | 31P | 950 | {15} | 127-0824{29} | — |
| 1991 4650 | 5D | 850 | {15} | 8C-3633 | — |
| 1990-88 4055, 4255, 4455, 4555, 4560, 4755, 4955, 4960 | 31T | 950 | {15} | 175-4390 | 115-2422 |
| 1988-87 Export models | 31T | 430 | {15} | 175-4390 | 175-4370 |
| 1988-78 4050, 4250, 4550, 4640, 4650, 4840, 4850, 8440 | 5D | 850 | {15} | 8C-3633 | — |
| 1988-78 8440 - Diesel | 4 | 975 | | 8C-3633 | — |
| 1988-78 8450 | 5D | 850 | {15} | 8C-3633 | — |
| 1988-78 8640, 8650 | 4 | 975 | {15} | 8C-3633 | — |
| 1987-85 3150, 3155 | 30H | 525 | {15} | 8C-3627 | 8C-3601 |
| 1987-82 2150, 2250, 2255 | 22F | 370 | {15} | 3T-5859 | 250-0489 |
| 1987-82 8760, 8960 | 31T | 950 | {177} | 175-4390 | 115-2422 |
| 1987-75 2040, 2240, 2350, 2550, 2750 | 24 | 370 | {147} | 153-5656 | 8C-3600 |

| MAKE EQUIPMENT TYPE YEAR / MODEL | O.E. BCI NO. | CCA @ ° F | Notes | REPLACEMENT | |
|--|--------------------|-----------------|-------|--------------|--------------|
| | | | | Option 1 | Option 2 |
| JOHN DEERE (Continued) | | | | | |
| Wheel Tractors (Continued) | | | | | |
| 1987-73 1120, 2120, 650, 750, 820, 830 Electric Start | 24 | 550 | {147} | 153-5656 | 8C-3600 |
| 1987-73 920 | 24 | 550 | {147} | 153-5656 | 8C-3600 |
| 1987 2-447, 2155, 850, 950 | 30H | 475 | | 8C-3627 | 8C-3601 |
| 1987 2355, 2355N, 2555, 2755, 2855N | 24 | 370 | {15} | 153-5656 | 8C-3600 |
| 1986-77 850, 950 | 30H | 475 | | 8C-3627 | 8C-3601 |
| 1983-79 2950 - Diesel | 30H | 525 | {15} | 8C-3627 | 8C-3601 |
| | 30H | 625 | | 8C-3627 | 127-0826{29} |
| 1983-77 2840, 2940 - Diesel | 30H | 475 | {15} | 8C-3627 | 8C-3601 |
| 1983-76 2440, 2630, 2640 Diesel | 24 | 370 | {15} | 153-5656 | 8C-3600 |
| 1978-74 8430 - Diesel | 5D | 850 | {15} | 8C-3633 | — |
| 1977-69 5020, 6030, 75207 - Diesel | 7D | 875 | {15} | 8C-3635 | 8C-3633 |
| 1977 4030, 4040, 4050, 4230, 4240, 4250, 4430, 4440 | 5D | 850 | {15} | 8C-3633 | — |
| 1977 4550, 4630, 4640, 4650, 4840, 4850 | 5D | 850 | {15} | 8C-3633 | — |
| 1976-72 4030, 4040, 4230, 4240, 4430, 4440, 4630 | 5D | 850 | {15} | 8C-3633 | — |
| 1975-73 1530, 2030, 2440, 2630, 2640 - Diesel | 24 | 370 | {15} | 153-5656 | 8C-3600 |
| 1974-71 7020 - Diesel | 5D | 800 | {15} | 8C-3633 | — |
| 1973-72 1020, 1520 | 24 | 370 | {147} | 153-5656 | 8C-3600 |
| 1972-71 4000, 4020, 4320, 4520, 4620 - Diesel | 3EH | 740 | {15} | 8C-3632 | — |
| 1972-69 3020, 4020 - Gas, LPG | 3ET | 375 | | 8C-3620 {27} | — |
| 1972-68 2520, 3010 - Diesel | 3EH | 850 | {15} | 8C-3632 | — |
| 1972-68 2520, 3010 - Gas, LPG | 3ET | 460 | | — | — |
| 1972-68 4000 | 3ET | 375 | | 8C-3620 {27} | — |
| 1971-66 1020, 1520, 2020, 2030 | 24 | 370 | {147} | 153-5656 | 8C-3600 |
| 1970-69 4000, 4020, 4320, 4520, 4620, JD-500, JD-500A - Diesel | 3EH | 740 | {15} | 8C-3632 | — |
| 1970-69 JD-500B, JD-600 Diesel | 3EH | 740 | {15} | 8C-3632 | — |
| 1970-69 JD-860 | 4D | 850 | {15} | 153-5710 | 153-5700 |
| 1970-68 JD-570, JD-690 | 3EH | 740 | {15} | 8C-3632 | — |
| 1970-68 JD-700, JD-760A | 7D | 875 | {15} | 8C-3635 | 8C-3633 |
| 1970-65 JD-300, JD-400, JD-440, JD-480 | 24 | 370 | | 153-5656 | 8C-3600 |
| 1970-65 JD-540, JD-544, JD-644 | 30H | 525 | {15} | 8C-3627 | 8C-3601 |
| 1970-64 JD-500, JD-500A, JD-500B, JD-600 | 3ET | 375 | {147} | 8C-3620 {27} | — |
| 1968-65 2510 | 3EE | 320 | {147} | 8C-3620 | 250-0488{31} |
| 1968-65 5010, 5020 (before 24999), JD-700, JD-760 - Diesel | 1 | 520 | {173} | 8C-3617 | — |
| 1968-64 4020 - Gas, LPG | 3EE | 320 | | 8C-3620 | 250-0488{31} |
| 1968-63 3020 - Diesel | 3EH | 320 | {15} | 8C-3632 | — |
| 1968-63 3020 - Gas, LPG | 3ET | 375 | | 8C-3620 {27} | — |
| 1968-63 4020 - Diesel | 3EE | 320 | {15} | 8C-3620 | 250-0488{31} |
| 1968-62 5010, 5020 (after 24999) Diesel | 7D | 975 | | 8C-3635 | 8C-3633 |

{15} Two batteries required. For best results, replace both. {17} Watch polarity and clearance! Vehicle could have reverse terminal battery.

{26} Replacement battery is wider than OE. Hold-down and/or tray replacement may be necessary.

{27} Check OE CCA requirements. Replacement CCA may not be sufficient.

{29} Battery hold-down may need to be replaced and/or modified. Battery cable replacement may be necessary.

{31} Replacement battery is longer and wider than OE. Hold-down and/or tray replacement may be necessary.

{32} Replacement battery is longer than OE. Hold-down and/or tray replacement may be necessary. {147} 1 Battery - Dual Battery Opt.

{149} Amp hour rating from OE mfr is converted to approx. CCA rating (Ah x 10=approx. CCA).

{173} Requires 4 batteries. {176} Requires 1 or 4 batteries. {177} Requires 1, 2 or 3 batteries.

Farm Equipment

JOHN DEERE — KUBOTA TRACTOR CORP

IMPORTANT NOTE: BATTERIES CAN EXPLODE! Always wear safety glasses AND shield eyes when working around batteries. Always check for proper polarity and sufficient terminal clearance BEFORE final installation to avoid dangerous sparks, potential explosion, possible severe personal injury and/or expensive electrical system and/or vehicle/equipment damage or fire.

| MAKE EQUIPMENT TYPE YEAR / MODEL | O.E. BCI NO. | CCA @ ° F | Notes | REPLACEMENT | |
|--|--------------------|-----------------|-------|--------------|--------------|
| | | | | Option 1 | Option 2 |
| JOHN DEERE (Continued) | | | | | |
| Wheel Tractors (Continued) | | | | | |
| 1968 4000, 4320, 4520, 4620, JD-500, JD-500A, JD-500B - Diesel | 3EH | 740 | {15} | 8C-3632 | — |
| 1968 JD-600 - Diesel | 3EH | 740 | {15} | 8C-3632 | — |
| 1967-64 JD-500, JD-500A, JD-500B, JD-600 - Diesel | 3EH | 740 | {15} | 8C-3632 | — |
| 1965-64 1010 - Gas, LPG | 24 | 370 | | 153-5656 | 8C-3600 |
| 1965-60 1010 Special, 1530, 830 | 24 | 550 | | 153-5656 | 8C-3600 |
| 1965-60 1010, 2010 - Diesel | 30H | 475 | | 8C-3627 | 8C-3601 |
| 1965-60 8010 | 8D | 860 | {15} | 153-5720 | 101-4000 |
| 1964-62 5010, 5020 (before 24999) Diesel | 1 | 520 | {173} | 8C-3617 | — |
| 1963-60 1010, 2010 - Gas, LPG | 24 | 370 | | 153-5656 | 8C-3600 |
| 1963-60 3010 | 3ET | 375 | | 8C-3620 {27} | — |
| 1963-60 4010 - Gas, LPG, Diesel | 3ET | 375 | {147} | 8C-3620 {27} | — |
| 1960-58 435, 440 - Diesel | 30H | 525 | | 8C-3627 | 8C-3601 |
| 1960-57 300 - Series, All models | 1 | 520 | | 8C-3617 | — |
| 1960-56 500, 600, 700, 800 Series, All models | 1 | 520 | {176} | 8C-3617 | — |
| 1959-56 420H thru 430W, 440I, 440IC | 1 | 520 | | 8C-3617 | — |
| 1955-49 40, 50, 60, 70 - Series, All models | 1 | 520 | {147} | 8C-3617 | — |
| 1955-49 D, G, GH, GN, GW, R | 1 | 520 | {147} | 8C-3617 | — |
| 1954-47 A, AH, AN, AO, AR, AW | 1 | 520 | {15} | 8C-3617 | — |
| 1020, 1520, 1530, 2020, 2030, 830 - Diesel, Optional | 24 | 550 | | 153-5656 | 8C-3600 |
| 1020, 1520, 1530, 2020, 2330, 2440, 830 Optional | 24 | 550 | | 153-5656 | 8C-3600 |
| 1630, 1640, 1830, 1840 (w/o SGB), 2350, 2550 | 47 | 600 | | — | — |
| 1630, 1640, 1830, 1840, 2130, 2140 (w/ SGB), 2350 | 24 | 550 | | 153-5656 | 8C-3600 |
| 2120 | 24 | 420 | {15} | 153-5656 | 8C-3600 |
| 2510, 3010 - LPG | 3ET | 460 | | — | — |
| 2550, 2750 (SGB) | 24 | 550 | | 153-5656 | 8C-3600 |
| 2630, 2640 | 30H | 625 | | 8C-3627 | 127-0826{29} |
| 2750 (Open Platform) | 47 | 600 | | — | — |
| 2755 (w/ SGB) | 48 | 470 | | 307-0751 | — |
| 4030, 4230 | 30H | 525 | | 8C-3627 | 8C-3601 |
| 4450 - Diesel | 5D | 850 | | 8C-3633 | — |
| 655, 755 | 22F | 490 | | 250-0489 | — |
| 7520 | 7D | 935 | {15} | 8C-3635 | 8C-3633 |
| 8630 | 4 | 975 | {15} | 8C-3633 | — |
| Windrowers | | | | | |
| 2009 4895, 4995, 4995 (182hp) | 31T | 925 | | 175-4390 | 115-2422 |
| 2008-02 4895, 4895 (111hp), 4995, 4995 (182hp) | 31T | 925 | | 175-4390 | 115-2422 |
| 2002-00 4990 - S/N 163100 | 24 | 550 | {15} | 153-5656 | 8C-3600 |
| 2002-00 4990 - S/N 463101 | 31T | 925 | | 175-4390 | 115-2422 |
| 2001 4895, 4895 (111hp) | 31T | 925 | | 175-4390 | 115-2422 |
| Windrowers - Self-Propelled | | | | | |
| 2001 4890 | 24 | 550 | {15} | 153-5656 | 8C-3600 |
| 2000-94 4890 | 24 | 535 | | 153-5656 | 8C-3600 |
| 1993-88 3430, 3830 | 31T | 700 | | 175-4390 | 175-4370 |

| MAKE EQUIPMENT TYPE YEAR / MODEL | O.E. BCI NO. | CCA @ ° F | Notes | REPLACEMENT | |
|--|--------------------|-----------------|-------|--------------|--------------|
| | | | | Option 1 | Option 2 |
| JOHN DEERE (Continued) | | | | | |
| Windrowers - Self-Propelled (Continued) | | | | | |
| 1988-85 3430, 3830 | 24 | 385 | | 153-5656 | 8C-3600 |
| 1984-75 2250, 2270, 2280, 2320, 2360, 2420, 800, 830, 880 | 24 | 420 | | 153-5656 | 8C-3600 |
| KIOTI | | | | | |
| Tractors | | | | | |
| 2008 CK20, CK20HST, CK30, DK Series, LB1914 | 24 | 450 | | 153-5656 | 8C-3600 |
| 2007-06 CK20, CK20HST, CK30, DK Series, LB1914, LK 3054X5 | 24 | 450 | | 153-5656 | 8C-3600 |
| 2007-06 LK2554 | 24 | 450 | | 153-5656 | 8C-3600 |
| 2005 CK20, CK20HST, CK30, LB1914, LK 3054X5, LK2554 | 24 | 450 | | 153-5656 | 8C-3600 |
| KORVAN CORPORATION | | | | | |
| Harvesters | | | | | |
| 2009 5000 | 25 | 660 | | — | — |
| 2008-03 2000, 3016, 5000, 9000, 930, 9800 R | 25 | 660 | | — | — |
| 2007-06 2000 R, 3016 R, 8000 R, 9000 R, 930 R, 9800 R | 25 | 660 | {27} | — | — |
| 2005-03 2000 R, 9000 R, 930 R, 9800 R | 25 | 660 | {27} | — | — |
| 2002 2000, 2000 R, 3016, 5000, 9000, 9000 R, 930 | 25 | 660 | | — | — |
| 2002 930 R, 9800 R | 25 | 660 | | — | — |
| 2001 5000 | 25 | 660 | | — | — |
| 1990-75 9200 Coffee | 29H | 660 | | 8C-3627 | — |
| Raisin Harvester | | | | | |
| 2004-02 3016 R | 25 | 660 | | — | — |
| Raspberry Harvester | | | | | |
| 2004-02 8000 R | 25 | 660 | | — | — |
| Raspberry/Blueberry Harvester | | | | | |
| 2009-96 8000 | 25 | 660 | | — | — |
| KUBOTA TRACTOR CORP | | | | | |
| Additional equipment is listed in the Industrial, Road and Miscellaneous Equipment section | | | | | |
| Tractors | | | | | |
| 2008-06 BX Series | 26 | 540 | | 8C-3600 | 250-0489{32} |
| 2008-02 Grand L30, L2800, L3400, L4300, L4400 | 24 | 575 | | 153-5656 | 3T-5857 |
| 2008-02 M 4900, M 5700 - Optional | 30H | 700 | | 8C-3627 | 127-0826{29} |
| 2008-02 M 9000 Low Profile, M 9000 Mudder Optional | 30H | 1000 | | — | — |
| 2008-02 MX5000 | 24F | 600 | | 3T-5858 | 250-0486 |
| 2007-06 M Series | 31T | 700 | {149} | 175-4390 | 175-4370 |
| 2004-02 B2410, B2710, B2910 | 51 | 410 | | 250-0488{26} | — |
| 2004-02 BX1830, BX22, BX2230, BX23 | 26 | 540 | | 8C-3600 | 250-0489{32} |
| 2004-02 M 4800 - Optional | 24 | 700 | | 127-0826 | 127-0824 |
| 2004-02 M10JS, M110, M120, M4800, M4900, M5700, M6800 | 31T | 700 | | 175-4390 | 175-4370 |
| 2004-02 M8200, M8200 Narrow, M9000, M9000 Low Profile | 31T | 700 | | 175-4390 | 175-4370 |
| 2000-99 B2710, B7300 | 51R | 405 | | 250-0487{26} | — |

Farm Equipment

KUBOTA TRACTOR CORP. — MASSEY-FERGUSON, INC.



IMPORTANT NOTE: BATTERIES CAN EXPLODE! Always wear safety glasses AND shield eyes when working around batteries. Always check for proper polarity and sufficient terminal clearance BEFORE final installation to avoid dangerous sparks, potential explosion, possible severe personal injury and/or expensive electrical system and/or vehicle/equipment damage or fire.

| MAKE EQUIPMENT TYPE YEAR / MODEL | O.E. BCI NO. | CCA @ ° F | Notes | REPLACEMENT | |
|---|--------------------|-----------------|-------|--------------|--------------|
| | | | | Option 1 | Option 2 |
| KUBOTA TRACTOR CORP (Continued) | | | | | |
| Tractors (Continued) | | | | | |
| 2000-99 L3010, L3710, L4310 | 24 | 585 | | 153-5656 | 3T-5857 |
| 2000-99 M6800, M8030, M8200, M9000 | 31T | 700 | | 175-4390 | 175-4370 |
| 2000-98 L2350, L2500, L2650, L2950, L3410 | 24F | 490 | | 3T-5858 | 250-0489 |
| 1990-75 B1700, B2100, B2400 | 51R | 405 | | 250-0487{26} | — |
| 1990-75 B21 | 51 | 405 | | 250-0488{26} | — |
| All, B2150, B600, B6100, B8200, L175, L185, L225 | 24F | 525 | | 3T-5858 | 250-0489 |
| L200, L210 | 27 | 600 | | 153-5656 | 8C-3601 |
| L235, L245, L275, L295 | 24F | 525 | | 3T-5858 | 250-0489 |
| L260, L285, L295, L305, L345, L355SS, M4000 | 30H | 525 | | 8C-3627 | 8C-3601 |
| L2900, L3000, L3300, L35 | 24 | 490 | | 153-5656 | 8C-3600 |
| L3600, L4000, L4200 | 27 | 450 | | 153-5656 | 8C-3601 |
| M110, M120 | 4DLT | 700 | | 153-5710{30} | 153-5700{30} |
| M4050, M4500 | 30H | 525 | | 8C-3627 | 8C-3601 |
| M4700, M5400 | 31T | 700 | | 175-4390 | 175-4370 |
| M9580 | 30H | 660 | | 8C-3627 | 127-0826{29} |

LONG MFG. N.C., INC.

| Wheel Tractors | | | | | |
|---|------|-----|-------|---------|--------------|
| 1997-94 2260, 2310, 2360, 2460, 2510, 2610 | 30H | 650 | | 8C-3627 | 127-0826{29} |
| 1993 2260, 2360, 2460, 2510, 2610 | 30H | 650 | | 8C-3627 | 127-0826{29} |
| 1992-91 2360, 2460, 2510, 2610 | 30H | 650 | | 8C-3627 | 127-0826{29} |
| 1988-79 260, 310, 360, 460 All 12-Volt | 30H | 600 | | 8C-3627 | 127-0826{29} |
| 1988-79 510, 610 | 30H | 600 | | 8C-3627 | 127-0826{29} |
| 1986-79 460S, 460SM, 460SV | 30H | 510 | | 8C-3627 | 8C-3601 |
| 1986-79 510S, 510SM, 510SV, 610S, 610SM | 29H | 510 | | 8C-3627 | — |
| 1986-79 510S, 510SM, 510SV, 610S, 610SM Optional | 30H | 510 | | 8C-3627 | 8C-3601 |
| 1984-71 1100, 1310, 550, 560, 900, 910 | 4EH | 810 | {147} | 8C-3632 | — |
| 1980-78 1400 | 16TF | 625 | | — | — |
| 1978-75 350, 360, 445, 460 All 6-Volt | 4EH | 810 | | 8C-3632 | — |

M-R-S MANUFACTURING

| Agricultural Tractors | | | | | |
|---|----|-----|-------|----------|----------|
| 1980-75 100, 80, 80CS, 85, 92, 95 - A Series | 8D | 845 | {147} | 153-5720 | 101-4000 |

MAC DON INDUSTRIES LTD.

| Windrowers | | | | | |
|---|-----|-----|------|----------|---------|
| 2010-08 M100, M150, M200 | 29H | 750 | {15} | 8C-3627 | — |
| 2008-07 3020 Pull Type, 9250, 9352I | 27 | 620 | | 153-5656 | 8C-3601 |
| 2007 M150, M200 | 29H | 750 | {15} | 8C-3627 | — |
| 2006-05 3020 Pull Type, 9250, 9350C, 9352I | 27 | 620 | | 153-5656 | 8C-3601 |
| 2004 9250, 9352I | 27 | 620 | | 153-5656 | 8C-3601 |
| 2003-02 9250, 9350, 9352, 9352I | 27 | 620 | | 153-5656 | 8C-3601 |
| 2001 9250, 9350 | 27 | 620 | | 153-5656 | 8C-3601 |
| 2000-94 9250, 9300, 9350 | 27 | 620 | | 153-5656 | 8C-3601 |
| 1993-90 9300 | 27 | 620 | | 153-5656 | 8C-3601 |

| MAKE EQUIPMENT TYPE YEAR / MODEL | O.E. BCI NO. | CCA @ ° F | Notes | REPLACEMENT | |
|---|--------------------|-----------------|-------|-------------|----------|
| | | | | Option 1 | Option 2 |
| MASSEY COMBINES CORP. | | | | | |
| Formerly MASSEY-FERGUSON INDUSTRIES, LTD. | | | | | |
| Combines | | | | | |
| 1988-78 540, 550, 850, 855, 8560, 8590, 860, 865 | 27 | 595 | {177} | 153-5656 | 8C-3601 |
| 1980-75 550, 760 - Diesel | 24 | 470 | {147} | 153-5656 | 8C-3600 |
| 1977-75 300, 510 | 24 | 280 | | 153-5656 | 8C-3600 |
| 1977-75 300, 510 - Diesel | 30H | 545 | | 8C-3627 | 8C-3601 |
| Swathers | | | | | |
| 1987-83 885 | 24 | 380 | | 153-5656 | 8C-3600 |
| 1987-83 885 - Diesel | 74 | 520 | | 153-5660 | 7X-6100 |
| 1982-75 655, 775 | 24 | 280 | | 153-5656 | 8C-3600 |

MASSEY-FERGUSON, INC.

| Combines | | | | | |
|---|------|-----|------|--------------|----------|
| 2008 MF 9790 | 31T | 800 | {15} | 175-4390 | 115-2422 |
| 2010 9695, 9795, 9895 | 31T | 800 | {15} | 175-4390 | 115-2422 |
| 2009 9695, 9795, 9895, MF 9695, MF 9795, MF 9895 | 31T | 800 | {15} | 175-4390 | 115-2422 |
| 2008 9690, 9695, 9790, 9795, 9895, MF 9690, MF 9695 | 31T | 800 | {15} | 175-4390 | 115-2422 |
| 2008 MF 9795, MF 9895 | 31T | 800 | {15} | 175-4390 | 115-2422 |
| 2007-06 9690, 9790, 9895, MF 9690, MF 9790 | 31T | 800 | {15} | 175-4390 | 115-2422 |
| 2007-06 MF 9000 | | | | — | — |
| 2005-02 9690, 9790 | 31T | 800 | {15} | 175-4390 | 115-2422 |
| 2001 9690, 9790, MF 9690, MF 9790 | 31T | 800 | {15} | 175-4390 | 115-2422 |
| Combines, Corn Pickers, Forage Clippers | | | | | |
| 1967-63 205, 300, 410, 510, 92 Super | 24 | 290 | | 153-5656 | 8C-3600 |
| 1967-63 205, 300, 410, 510, 92 Super - Diesel | 30H | 520 | | 8C-3627 | 8C-3601 |
| 1965-62 35, 72-PI, 72-SP, 82-SP | 1 | 520 | | 8C-3617 | — |
| Compact Tractors | | | | | |
| 2007-06 MF 1400 Series, MF 1500 Series | | | | — | — |
| 2007-06 MF GC | 24 | 700 | | 127-0826 | 127-0824 |
| 2005 1165 | 27 | 675 | | 8C-3601 | 250-0486 |
| 2005 GC 2300 | 24 | 700 | | 127-0826 | 127-0824 |
| 1986-82 MF 1010 | 29NF | 300 | | 250-0487{26} | — |
| 1986-79 MF 1020, MF 1030, MF 1040, MF 205, MF 210, MF 220 | 24 | 465 | | 153-5656 | 8C-3600 |

Early Models: Other Than MF Series:

| | | | | | |
|---|-----|-----|------|----------|----------|
| 1959-56 FE-35 | 4 | 800 | {15} | 8C-3633 | — |
| Swathers | | | | | |
| 2010-05 MF 9220 | 31T | 950 | | 175-4390 | 115-2422 |
| 2007-05 MF 9420 | 31T | 950 | {15} | 175-4390 | 115-2422 |
| Swathers & Windrowers | | | | | |
| 1967-63 34, 44 | 1 | 500 | | 8C-3617 | — |
| Wheel Tractors | | | | | |
| 2010-08 MF 8240, MF 8250, MF 8260, MF 8270 | 24 | 800 | {15} | 127-0826 | 127-0824 |
| 2010-08 MF 8280 | 24 | 600 | {15} | 127-0826 | 127-0824 |
| 2010-07 MF 8680 | 31T | 800 | {15} | 175-4390 | 115-2422 |
| 2007-06 400 LP Series, MF 400 | | | | — | — |

{15} Two batteries required. For best results, replace both. {26} Replacement battery is wider than OE. Hold-down and/or tray replacement may be necessary.

{29} Battery hold-down may need to be replaced and/or modified. Battery cable replacement may be necessary.

{30} Replacement battery is wider and taller than OE. Hold-down and/or tray replacement may be necessary.

{32} Replacement battery is longer than OE. Hold-down and/or tray replacement may be necessary. {147} 1 Battery - Dual Battery Opt.

{158} Group 34 or 78. {161} Watch polarity. {177} Requires 1, 2 or 3 batteries.

Farm Equipment MASSEY-FERGUSON, INC.

IMPORTANT NOTE: BATTERIES CAN EXPLODE! Always wear safety glasses AND shield eyes when working around batteries. Always check for proper polarity and sufficient terminal clearance BEFORE final installation to avoid dangerous sparks, potential explosion, possible severe personal injury and/or expensive electrical system and/or vehicle/equipment damage or fire.

| MAKE EQUIPMENT TYPE YEAR / MODEL | O.E. BCI NO. | CCA @ ° F | Notes | REPLACEMENT | |
|---|--------------------|-----------------|----------|--------------|----------|
| | | | | Option 1 | Option 2 |
| MASSEY-FERGUSON, INC. (Continued) | | | | | |
| Wheel Tractors (Continued) | | | | | |
| 2007-05 MF 8240, MF 8250, MF 8260, MF 8270, MF 8280 | 24 | 800 | {15} | 127-0826 | 127-0824 |
| 2007 MF 8400 Series | 24 | 800 | | 127-0826 | 127-0824 |
| 2006-99 MF 6255, MF 6260, MF 6265, MF 6270, MF 6280 | 48 | 510 | {15,161} | 307-0751 | — |
| 2006-99 MF 6290 | 48 | 510 | {15,161} | 307-0751 | — |
| 2006 MF 5400 Series, MF 5400SA Series, MF 6400 Series | 24 | 800 | | 127-0826 | 127-0824 |
| 2006 MF 7400 Series, MF 8400 Series | 24 | 800 | | 127-0826 | 127-0824 |
| 2006 MF 8220, MF 8680 | 31T | 800 | {15} | 175-4390 | 115-2422 |
| 2005 1200 Series, MF 2315 - 2DW | 24 | 585 | | 153-5656 | 3T-5857 |
| 2005 4300 Series Low Profile, MF 4325, MF 4335 | 34 | 710 | {15} | 127-0826 | — |
| 2005 MF 1205, MF 1235 4WD | 24 | 585 | | 153-5656 | 3T-5857 |
| 2005 MF 1215, MF 1225, MF 1230, MF 1233 - 2/4WD | 24 | 585 | | 153-5656 | 3T-5857 |
| 2005 MF 1250 - 2/4WD | 24 | 675 | | 127-0826 | 127-0824 |
| 2005 MF 1260 - 4WD | 24 | 675 | | 127-0826 | 127-0824 |
| 2005 MF 1417 | 27 | 675 | | 8C-3601 | 250-0486 |
| 2005 MF 1417, MF 1423, MF 1429, MF 1433, MF 1433v - 4WD | 27 | 675 | | 8C-3601 | 250-0486 |
| 2005 MF 1428, MF 1440 - 2/4WD | 27 | 675 | | 8C-3601 | 250-0486 |
| 2005 MF 1440v - 4WD | 27 | 675 | | 8C-3601 | 250-0486 |
| 2005 MF 1455 - 4WD | 24 | 700 | | 127-0826 | 127-0824 |
| 2005 MF 220XL - 2/4WD | 24 | 700 | | 127-0826 | 127-0824 |
| 2005 MF 2315 - 2WD | 24 | 585 | | 153-5656 | 3T-5857 |
| 2005 MF 3315 GE, MF 3315 S, MF 3315 V, MF 3350 F - 4WD | 49 | 750 | | 307-0751{32} | — |
| 2005 MF 3330 GE, MF 3330 S, MF 3330 V, MF 3340 F - 2/4WD | 49 | 750 | | 307-0751{32} | — |
| 2005 MF 3340 GE, MF 3340 V - 2/4WD | 49 | 750 | | 307-0751{32} | — |
| 2005 MF 3350 GE, MF 3355 F, MF 3355 GE - 4WD | 49 | 750 | | 307-0751{32} | — |
| 2005 MF 4345, MF 4355, MF 4360, MF 4370 | 34 | 710 | {15} | 127-0826 | — |
| 2005 MF 8220, MF 8680, MF 9690, MF 9790 | 31T | 800 | {15} | 175-4390 | 115-2422 |
| 2004-03 MF 4355, MF 4360, MF 4370 - 2/4WD | 34 | 800 | {15} | 127-0826 | — |
| 2004-02 4300 Series Low Profile, 6200 Series, 8200 Series | 24 | 800 | {15} | 127-0826 | 127-0824 |
| 2004-02 MF 243, MF 251XE, MF 263, MF 27XE, MF 451, MF 471 2/4WD | 27F | 575 | | 8C-3602 | 3T-5858 |
| 2004-02 MF 281XE - 4WD | 27F | 575 | | 8C-3602 | 3T-5858 |
| 2004-02 MF 4355 2/4, MF 4360 2/4, MF 4370 2/4 - 2/4WD | 34 | 800 | {15,158} | 127-0826 | — |
| 2004-02 MF 4781 | 27F | 575 | | 8C-3602 | 3T-5858 |
| 2004-02 MF 481 - 2/4WD | 27F | 575 | | 8C-3602 | 3T-5858 |

| MAKE EQUIPMENT TYPE YEAR / MODEL | O.E. BCI NO. | CCA @ ° F | Notes | REPLACEMENT | |
|---|--------------------|-----------------|----------|-------------|--------------|
| | | | | Option 1 | Option 2 |
| MASSEY-FERGUSON, INC. (Continued) | | | | | |
| Wheel Tractors (Continued) | | | | | |
| 2004-02 MF 8220, MF 8680, MF 8780, MF 9690, MF 9790 | 31T | 800 | {15} | 175-4390 | 115-2422 |
| 2004-02 MF 8240, MF 8245, MF 8250, MF 8260, MF 8270 | 24 | 800 | {15} | 127-0826 | 127-0824 |
| 2004-02 MF 8280 | 24 | 800 | {15} | 127-0826 | 127-0824 |
| 2001-99 MF 8220 | 31T | 800 | {15} | 175-4390 | 115-2422 |
| 2001 MF 8240, MF 8250, MF 8260, MF 8270, MF 8280 | 24 | 800 | {15} | 127-0826 | 127-0824 |
| 2000-97 MF 243, MF 263 | 27F | 575 | | 8C-3602 | 3T-5858 |
| 2000-97 MF 4270 | 24 | 590 | {15} | 153-5656 | 3T-5857 |
| 2000-95 MF 394F, MF 394S | 24 | 200 | | 153-5656 | 8C-3600 |
| 2000 MF 8080 | 24 | 600 | {15} | 153-5656 | 3T-5857 |
| 2000 MF 8240, MF 8250, MF 8260, MF 8270 | 24 | 800 | {15} | 127-0826 | 127-0824 |
| 2000 MF 8280 | 24 | 600 | {15} | 127-0826 | 127-0824 |
| 1999-98 MF 3245, MF 3260, MF 3270, MF 3280, MF 8080 | 24 | 600 | {15} | 153-5656 | 3T-5857 |
| 1999 MF 6170, MF 6180, MF 8120 | 48 | 660 | {15,161} | 307-0751 | — |
| 1999 MF 8240, MF 8250, MF 8260, MF 8270, MF 8280 | 24 | 800 | {15} | 127-0826 | 127-0824 |
| 1998-97 MF 6170, MF 6180, MF 8120, MF 8785 | 48 | 660 | {15,161} | 307-0751 | — |
| 1998-91 MF 1230 | 24 | 585 | | 153-5656 | 3T-5857 |
| 1998-87 MF 240, MF 250 | 24 | 545 | | 153-5656 | 8C-3600 |
| 1996-95 MF 6180, MF 8120, MF 8785 | 48 | 660 | {15,161} | 307-0751 | — |
| 1994-93 MF 8785 | 48 | 660 | {15,161} | 307-0751 | — |
| 1989-80 MF 1230 | 24 | 585 | | 153-5656 | 3T-5857 |
| 1986-84 MF 3505, MF 3525, MF 3545 | 27 | 580 | {15} | 153-5656 | 8C-3601 |
| 1986-83 MF 270, MF 290 | 24 | 465 | {15} | 153-5656 | 8C-3600 |
| 1986-83 MF 298, MF 670, MF 690, MF 698, MF 699 | 24 | 525 | {15} | 153-5656 | 8C-3600 |
| 1986-81 MF 254, MF 274, MF 294 | 27 | 580 | | 153-5656 | 8C-3601 |
| 1986-78 MF 4800, MF 4840, MF 4880, MF 4900 | 24 | 520 | {15} | 153-5656 | 8C-3600 |
| 1986-75 MF 230, MF 240, MF 250 | 24 | 545 | | 153-5656 | 8C-3600 |
| 1983-82 MF 2640 - Diesel | 27 | 580 | {15} | 153-5656 | 8C-3601 |
| 1983-75 MF 275, MF 285 Diesel | 4D | 950 | | 153-5710 | 153-5700 |
| 1982-81 MF 2775 - Diesel | 30H | 580 | {15} | 8C-3627 | 127-0826{29} |
| 1982-76 MF 2675, MF 2705, MF 2745, MF 2775, MF 2805 | 30H | 580 | {15} | 8C-3627 | 127-0826{29} |
| 1982-75 MF 235, MF 245, MF 255, MF 265 | 30H | 580 | | 8C-3627 | 127-0826{29} |
| 1982 MF 265 - Diesel | 24 | 465 | {15} | 153-5656 | 8C-3600 |
| 1980-61 MF 184, MF 203, MF 205, MF 302, MF 304 | 30H | 500 | | 8C-3627 | 8C-3601 |
| 1980 MF 154-4 | 27 | 580 | | 153-5656 | 8C-3601 |
| 1978-62 MF 1080, MF 1100, MF 1105, MF 1130, MF 1150 | 30H | 580 | {147} | 8C-3627 | 127-0826{29} |
| 1978-62 MF 1155, MF 1500, MF 1505, MF 1800, MF 1805 | 30H | 580 | {147} | 8C-3627 | 127-0826{29} |

Farm Equipment

MASSEY FERGUSON, INC. — MELROE COMPANY



IMPORTANT NOTE: BATTERIES CAN EXPLODE! Always wear safety glasses AND shield eyes when working around batteries. Always check for proper polarity and sufficient terminal clearance BEFORE final installation to avoid dangerous sparks, potential explosion, possible severe personal injury and/or expensive electrical system and/or vehicle/equipment damage or fire.

Farm Equipment

| MAKE EQUIPMENT TYPE YEAR / MODEL | O.E. BCI NO. | CCA @ ° F | Notes | REPLACEMENT | |
|---|--------------------|-----------------|-------|-------------|--------------|
| | | | | Option 1 | Option 2 |
| MASSEY-FERGUSON, INC. (Continued) | | | | | |
| Wheel Tractors (Continued) | | | | | |
| 1977 MF 1085, MF 1135, MF 1155 - Diesel | 30H | 500 | {15} | 8C-3627 | 8C-3601 |
| 1976-72 MF 1085, MF 1135, MF 1155, MF 80 Diesel | 30H | 500 | {15} | 8C-3627 | 8C-3601 |
| 1976-71 MF 20, MF 30, MF 35 | 24 | 375 | | 153-5656 | 8C-3600 |
| 1976-70 MF 50, MF 50A - Diesel | 24 | 375 | {15} | 153-5656 | 8C-3600 |
| 1976-69 MF 70 | 30H | 500 | {15} | 8C-3627 | 8C-3601 |
| 1976-68 MF 33, MF 40, MF 50 | 30H | 580 | {147} | 8C-3627 | 127-0826{29} |
| 1976-66 MF 165, MF 175, MF 180 - Gas, LPG | 24 | 465 | | 153-5656 | 8C-3600 |
| 1976-65 MF 130 - Diesel | 30H | 540 | | 8C-3627 | 8C-3601 |
| 1976-64 MF 135, MF 150 - Live PTO | 24 | 465 | | 153-5656 | 8C-3600 |
| 1976-64 MF 135, MF 150 Diesel w/Independent PTO | 30H | 540 | | 8C-3627 | 8C-3601 |
| 1976-64 MF 165, MF 175, MF 180 - Diesel | 24 | 465 | | 153-5656 | 8C-3600 |
| 1976-60 MF 25, MF 30, MF 31, MF 35 - Diesel | 30H | 580 | | 8C-3627 | 127-0826{29} |
| 1974-62 MF 356 | 30H | 540 | {15} | 8C-3627 | 8C-3601 |
| 1971-69 MF 80 - Diesel | 30H | 500 | {15} | 8C-3627 | 8C-3601 |
| 1970-69 MF 44 | 8D | 1000 | | 153-5720 | 101-4000 |
| 1970-68 MF 55 | 4D | 900 | {15} | 153-5710 | 153-5700 |
| 1970 MF 20, MF 2135 & Turf Spl., MF 30, MF 35 | 24 | 375 | | 153-5656 | 8C-3600 |
| 1969-64 MF 20, MF 202, MF 204, MF 2135 & Turf Spl., MF 30 | 24 | 375 | | 153-5656 | 8C-3600 |
| 1969-64 MF 3165 & Turf Spl. - Diesel | 30H | 500 | | 8C-3627 | 8C-3601 |
| 1969-64 MF 3165 & Turf Spl., MF 35 | 24 | 375 | | 153-5656 | 8C-3600 |
| 1969 MF 302, MF 304, MF 50, MF 50A - Diesel | 24 | 375 | {15} | 153-5656 | 8C-3600 |
| 1968-62 MF 302, MF 304 Diesel | 24 | 375 | {15} | 153-5656 | 8C-3600 |
| 1965-64 MF 165, MF 175, MF 180, MF 90, MF 90WR - Gas, LPG | 24 | 465 | | 153-5656 | 8C-3600 |
| 1965-62 MF 90, MF 90WR Diesel | 30H | 580 | {15} | 8C-3627 | 127-0826{29} |
| 1964-62 MF 50 - Diesel | 30H | 540 | | 8C-3627 | 8C-3601 |
| 1964-59 MF 50, MF 65 - LPG | 24 | 375 | | 153-5656 | 8C-3600 |
| 1964-59 MF 95, MF 97 - Gas, LPG, Diesel | 3EE | 325 | {177} | 8C-3620 | 250-0488{31} |
| 1964-58 MF 50, MF 65 | 24 | 465 | | 153-5656 | 8C-3600 |
| 1963-62 MF 90, MF 90WR Gas, LPG | 24 | 465 | | 153-5656 | 8C-3600 |
| 1963-60 MF 20, MF 202, MF 204, MF 30, MF 35 | 24 | 375 | | 153-5656 | 8C-3600 |
| 1961-59 MF 65 - Diesel | 3 | 675 | {15} | 8C-3629 | — |
| 1961-59 MF 85, MF 88 Gas, LPG | 24 | 375 | | 153-5656 | 8C-3600 |
| 1961-59 MF 85, MF 88 Diesel | 5D | 850 | {15} | 8C-3633 | — |
| 1959-56 333LP, 444LP, 555G, 555K, 555LP | 1 | 525 | {15} | 8C-3617 | — |
| 1959-56 404 Work Bull, 444G, 444K | 60 | 325 | | 3T-5857{29} | 3T-5858{29} |

| MAKE EQUIPMENT TYPE YEAR / MODEL | O.E. BCI NO. | CCA @ ° F | Notes | REPLACEMENT | |
|--|--------------------|-----------------|-------|--------------|--------------|
| | | | | Option 1 | Option 2 |
| MASSEY-FERGUSON, INC. (Continued) | | | | | |
| Wheel Tractors (Continued) | | | | | |
| 1959-56 555 - Diesel | 7D | 900 | | 8C-3635 | 8C-3633 |
| 1959 303 Work Bull - Diesel | 27 | 400 | | 153-5656 | 8C-3601 |
| | 3EE | 325 | | 8C-3620 | 250-0488{31} |
| 1959 333G, 333K, 35 Spl, F-40 TO 35, MF 20, MF 202 | 24 | 375 | | 153-5656 | 8C-3600 |
| 1959 FE-35 | 4 | 800 | {15} | 8C-3633 | — |
| 1959 MF 204, MF 30, MF 35 | 24 | 375 | | 153-5656 | 8C-3600 |
| 1959 TO 35 - Diesel | 4 | 800 | {15} | 8C-3633 | — |
| 1958-56 202 Work Bull, 333G, 333K, 35 Spl, F-40 TO 35 | 24 | 375 | | 153-5656 | 8C-3600 |
| 1958-56 303 Work Bull, FE-35 | 4 | 800 | {15} | 8C-3633 | — |
| 1957-56 22, 30, Colt, Mustang | 1 | 525 | | 8C-3617 | — |
| 1957-51 MF 50 | 24 | 465 | | 153-5656 | 8C-3600 |
| 1955-52 22, 30, 33G, 33K, 44 Spl G, 44 Spl K, 44G, 44K | 1 | 525 | | 8C-3617 | — |
| 1955-49 33, 44, 44 Spl. - Diesel | 4 | 800 | {15} | 8C-3633 | — |
| 1955-49 55DS, 55LP | 7D | 900 | {147} | 8C-3635 | 8C-3633 |
| 1955-46 44-Spl LP, 44LP, 55 | 4 | 800 | | 8C-3633 | — |
| 1955 35 Spl, F-40 TO 35 | 24 | 375 | | 153-5656 | 8C-3600 |
| 1955 Colt, Mustang | 1 | 525 | | 8C-3617 | — |
| 1954-52 Colt, Mustang, TO 30 | 1 | 525 | | 8C-3617 | — |
| 1951-46 22, 30, Colt, Mustang, TO 30 | 1 | 525 | | 8C-3617 | — |
| 1945-31 TO 30 | 1 | 525 | | 8C-3617 | — |
| Ferguson Brand | | | | | |
| 1957-55 F-40 TO-35 | 24 | 325 | | 153-5656 | 8C-3600 |
| 1954-52 TO-30 | 1 | 525 | | 8C-3617 | — |
| Windrowers | | | | | |
| 2010-06 MF 9225 | 31T | 950 | | 175-4390 | 115-2422 |
| 2006 MF 9425 | 31T | 950 | {15} | 175-4390 | 115-2422 |
| MELROE COMPANY | | | | | |
| Spray Coupe | | | | | |
| 1999-96 3640 | 30H | 475 | | 8C-3627 | 8C-3601 |
| Wheel Tractors | | | | | |
| 2000-99 864 | 24 | 600 | | 153-5656 | 3T-5857 |
| 2000-99 963 - Diesel | 24 | 600 | | 153-5656 | 3T-5857 |
| 1998-97 963 - Diesel | 31T | 950 | | 175-4390 | 115-2422 |
| 1998-96 864 | 31T | 950 | | 175-4390 | 115-2422 |
| 1992-87 T116 | 55 | 380 | | 8C-3611 | — |
| 1992-87 T135, T136 | 70 | 405 | | 7X-6100{32} | 250-0489{32} |
| 1992 T116D - Diesel | 55 | 380 | | 8C-3611 | — |
| Feller Buncher | | | | | |
| 1986-85 1213 | 31A | 700 | | 127-0826{29} | 127-0824{29} |
| 1986-79 1080, 1080C | 27 | 410 | {15} | 153-5656 | 8C-3601 |
| Spray Coupe | | | | | |
| 2000-93 3000, 320, 322, 325, 328, 331, 337 | 26 | 500 | | 8C-3600 | 250-0489{32} |
| 2000 3640 | 30H | 475 | | 8C-3627 | 8C-3601 |
| 1995-93 3000, 320, 322, 325, 328, 331, 337 - Diesel | 24 | 575 | | 153-5656 | 3T-5857 |
| 1995-76 220 | 24 | 400 | | 153-5656 | 8C-3600 |
| 2000-96 3640 | 30H | 750 | | 8C-3627 | 127-0826{29} |

{15} Two batteries required. For best results, replace both.

{29} Battery hold-down may need to be replaced and/or modified. Battery cable replacement may be necessary.

{30} Replacement battery is wider and taller than OE. Hold-down and/or tray replacement may be necessary.

{31} Replacement battery is longer and wider than OE. Hold-down and/or tray replacement may be necessary.

{32} Replacement battery is longer than OE. Hold-down and/or tray replacement may be necessary.

{70} Two, Three or Four batteries required. For best results, replace all. {147} 1 Battery - Dual Battery Opt.

{173} Requires 4 batteries. {177} Requires 1, 2 or 3 batteries. {181} Requires 3 batteries.

Farm Equipment MINNEAPOLIS-MOLINE — STEIGER TRACTOR, INC.

IMPORTANT NOTE: BATTERIES CAN EXPLODE! Always wear safety glasses AND shield eyes when working around batteries. Always check for proper polarity and sufficient terminal clearance BEFORE final installation to avoid dangerous sparks, potential explosion, possible severe personal injury and/or expensive electrical system and/or vehicle/equipment damage or fire.

| MAKE EQUIPMENT TYPE YEAR / MODEL | O.E. BCI NO. | CCA @ ° F | Notes | REPLACEMENT | |
|--|--------------------|-----------------|-------|-------------|-------------|
| | | | | Option 1 | Option 2 |
| MINNEAPOLIS-MOLINE | | | | | |
| See WHITE-NEW IDEA DIVISION | | | | | |
| Balers & Combines | | | | | |
| 1965-62 2890, 3490, 3496, 4290, 4292, 4296 - Diesel | 44 | 790 | {15} | — | — |
| OLIVER-WHITE | | | | | |
| Self-Propelled Combines | | | | | |
| 1967-61 All | 24 | 315 | | 153-5656 | 8C-3600 |
| 1966 535, 545 - Diesel | 4 | 790 | {15} | 8C-3633 | — |
| Wheel Tractors | | | | | |
| 1975 1265, 1365 | 3EH | 830 | {15} | 8C-3632 | — |
| 1972-63 All 17 Series, SF-430, SK-250, WC-430, WD-30 | 8D | 950 | {15} | 153-5720 | 101-4000 |
| 1971-59 WA-14, WA-17 (thru æ65), WI-14, WI-17, WI-24 | 4D | 800 | {15} | 153-5710 | 153-5700 |
| 1970-59 WA-14, WA-17, WI-9, WSC-4 - Optional | 8D | 950 | {147} | 153-5720 | 101-4000 |
| 1969-60 1550 thru 1900 - Diesel | 5D | 850 | {15} | 8C-3633 | — |
| 1969 1550 thru 1900 | 60 | 400 | | 3T-5857(29) | 3T-5858(29) |
| 1968-67 1450 | 2E | 500 | {15} | 8C-3632(30) | — |
| 1968-67 1950T - Diesel | 30H | 500 | | 8C-3627 | 8C-3601 |
| 1968-65 1250 | 24 | 400 | {15} | 153-5656 | 8C-3600 |
| 1968-64 1950 - Diesel | 4 | 800 | {15} | 8C-3633 | — |
| 1968-60 1550 thru 1900, 550, 660 | 60 | 400 | | 3T-5857(29) | 3T-5858(29) |
| 1968-59 770, 880 - Diesel | 2 | 600 | {15} | 153-5690 | 8C-3629 |
| 1968-59 770, 880 - Gas, LPG | 60 | 400 | | 3T-5857(29) | 3T-5858(29) |
| 1968-59 WA-4 thru WA-9 | 8D | 950 | | 153-5720 | 101-4000 |
| 1968-58 550, 660 - Diesel | 1 | 550 | {15} | 8C-3617 | — |
| 1967 WSC-10 | 4D | 800 | {15} | 153-5710 | 153-5700 |
| 1962-59 440 | 1 | 550 | | 8C-3617 | — |
| 1961-58 950 | 27 | 450 | | 153-5656 | 8C-3601 |
| 1961-58 950 - Diesel | 3 | 650 | {15} | 8C-3629 | 8C-3617 |
| 1961-58 990, 995 | 5D | 775 | {15} | 8C-3633 | — |
| 1959-58 550, 660 | 60 | 400 | | 3T-5857(29) | 3T-5858(29) |
| 1959-57 Super 44 | 1 | 550 | {147} | 8C-3617 | — |
| 1958-57 GMTC, Super 99 GM | 5D | 850 | {15} | 8C-3633 | — |
| 1958-57 Super 99 | 3 | 650 | {147} | 8C-3629 | 8C-3617 |
| 1958 66, 77 & 88, 770, 880, Super 55 - Gas, LPG | 60 | 400 | | 3T-5857(29) | 3T-5858(29) |
| 1958 770, 880, Super 77 & 88 - Diesel | 2 | 600 | {15} | 153-5690 | 8C-3629 |
| 1957-37 90, 99 - Diesel | 1 | 550 | {15} | 8C-3617 | — |
| | 2 | 600 | | 153-5690 | 8C-3629 |
| 1957 66, 77 & 88, Super 55 - Gas, LPG | 60 | 400 | | 3T-5857(29) | 3T-5858(29) |
| 1957 Super 77 & 88 - Diesel | 2 | 600 | {15} | 153-5690 | 8C-3629 |
| 1956-55 Super 44 thru 88 Series | 1 | 550 | {147} | 8C-3617 | — |
| 1954-47 88, Super 44 thru 88 Series | 1 | 550 | {147} | 8C-3617 | — |
| ORCHARD-RITE CO. | | | | | |
| 1972-70 9300 Shaker | 29H | 660 | | 8C-3627 | — |
| 1972-70 Cyclone Fan | 31T | 600 | | 175-4390 | 175-4370 |
| OWATONNA MFG. CO. (OMC), INC. | | | | | |
| Additional equipment is listed in the Industrial, Road and Miscellaneous Equipment section | | | | | |
| Shakers | | | | | |
| 1972-70 Magnum Monobeam | 65 | 850 | | 230-6368 | — |
| 1972-70 Shock Wave | 29H | 660 | | 8C-3627 | — |

| MAKE EQUIPMENT TYPE YEAR / MODEL | O.E. BCI NO. | CCA @ ° F | Notes | REPLACEMENT | |
|--|--------------------|-----------------|-------|-------------|----------|
| | | | | Option 1 | Option 2 |
| OWATONNA MFG. CO. (OMC), INC. (Continued) | | | | | |
| Windrowers | | | | | |
| 1983-80 280, 282, 285 | 24 | 335 | | 153-5656 | 8C-3600 |
| 1983-80 280, 282, 285 - Diesel | 30H | 380 | | 8C-3627 | 8C-3601 |
| 1979-75 260, 265 | 24 | 300 | | 153-5656 | 8C-3600 |
| 1979-75 260, 265 - Diesel | 30H | 380 | | 8C-3627 | 8C-3601 |
| 1976-75 270, 275 | 24 | 300 | {15} | 153-5656 | 8C-3600 |
| RANDALL CO. | | | | | |
| Sprayers | | | | | |
| 1983-80 RW11 | 31T | 750 | | 175-4390 | 175-4370 |
| 1983-80 RW5 | 24 | 400 | | 153-5656 | 8C-3600 |
| REARS, INC. | | | | | |
| 1983-80 6068T | 65 | 875 | | 230-6368 | — |
| ROTOMIX | | | | | |
| Vertical Feedmixers | | | | | |
| 1983-80 455, 855 | 24 | 460 | | 153-5656 | 8C-3600 |
| SEAMAN CORP. | | | | | |
| Wheel Tractors | | | | | |
| 1959-41 All models - Diesel | 4 | 750 | {15} | 8C-3633 | — |
| SHEPPARD | | | | | |
| 1962-59 SD-3, SD-4 | | | | | |
| (æ62 thru æ54) | 7D | 850 | {15} | 8C-3635 | 8C-3633 |
| 1958-52 SD-2, SD-3, SDHI-2, SDHI-3, SDI-2, SDI-3 | | | | | |
| | 4 | 750 | {15} | 8C-3633 | — |
| STEIGER | | | | | |
| Farm Tractors | | | | | |
| 2007 STX280, STX330, STX430 - 4WD | 31T | 660 | | 175-4390 | 175-4370 |
| 2007 STX380, STX480, STX530 | 31T | 660 | | 175-4390 | 175-4370 |
| 2006 STX280, STX330 4WD | 31T | 660 | | 175-4390 | 175-4370 |
| 2006 STX380, STX430, STX480, STX530 | 31T | 660 | | 175-4390 | 175-4370 |
| 2005-04 STX375, STX425, STX450, STX500 | 31T | 660 | | 175-4390 | 175-4370 |
| 2005-01 STX275, STX325 4WD | 31T | 660 | | 175-4390 | 175-4370 |
| 2003-01 STX375, STX425, STX450 | 31T | 660 | | 175-4390 | 175-4370 |
| 2000 STX275, STX325, STX375 - 4WD | 31T | 660 | | 175-4390 | 175-4370 |
| STEIGER TRACTOR, INC. | | | | | |
| Additional equipment is listed in the Industrial, Road and Miscellaneous Equipment section | | | | | |
| Wheel Tractors | | | | | |
| 1987-86 Bearcat, Bearcat 1000 P/S, Bearcat III | 31T | 625 | {70} | 175-4390 | 175-4370 |
| 1987-86 Cougar 1000 P/S, Lion, Panther, Puma | 31T | 625 | {70} | 175-4390 | 175-4370 |
| 1987-86 Wildcat 1000 P/S | 31T | 625 | {70} | 175-4390 | 175-4370 |
| 1987-82 CP-1325, CP-1360, CP-1400, KP-1400 - Panther | 31T | 625 | {173} | 175-4390 | 175-4370 |
| 1987-82 KP-1325, KP-1360 | 31T | 625 | {173} | 175-4390 | 175-4370 |
| 1987 KM-280, KM-325, KM-360, KP-525 | 31T | 625 | {181} | 175-4390 | 175-4370 |
| 1986-85 CR-1225, CR-1280, KR-1280 - Cougar | 31T | 625 | {181} | 175-4390 | 175-4370 |
| 1986-85 KM-325, KM-360, KP-525, KR-1225 | 31T | 625 | {181} | 175-4390 | 175-4370 |

Farm Equipment

STEIGER TRACTOR, INC. — WHITE-NEW IDEA DIVISION



IMPORTANT NOTE: BATTERIES CAN EXPLODE! Always wear safety glasses AND shield eyes when working around batteries. Always check for proper polarity and sufficient terminal clearance BEFORE final installation to avoid dangerous sparks, potential explosion, possible severe personal injury and/or expensive electrical system and/or vehicle/equipment damage or fire.

Farm Equipment

| MAKE EQUIPMENT TYPE YEAR / MODEL | O.E. BCI NO. | CCA @ ° F | Notes | REPLACEMENT | |
|--|--------------------|-----------------|-------|-------------|----------|
| | | | | Option 1 | Option 2 |
| STEIGER TRACTOR, INC. (Continued) | | | | | |
| Wheel Tractors (Continued) | | | | | |
| 1986-83 CM-225, CM-250, CM-280, CM-325, CM-360, KM-280 | 31T | 625 | {181} | 175-4390 | 175-4370 |
| 1986-83 CS-280, KS-280 | 31T | 475 | {173} | 175-4390 | 175-4370 |
| 1985-79 Bearcat 1000 P/S, Bearcat III | 31T | 625 | {70} | 175-4390 | 175-4370 |
| 1984-83 KM-325, KM-360, KP-525 | 31T | 625 | {181} | 175-4390 | 175-4370 |
| 1983-77 ST-450, ST-470 Tiger | 31T | 625 | {173} | 175-4390 | 175-4370 |
| 1983-76 Bearcat III, Cougar II, III, Panther II | 8D | 815 | {15} | 153-5720 | 101-4000 |
| 1983 PTA-270, PTA-280 - Cougar | 31T | 475 | {173} | 175-4390 | 175-4370 |
| 1983 PTA-297, PTA-310, PTA-325 - Panther | 31T | 475 | {173} | 175-4390 | 175-4370 |
| 1982-80 PT-270, PTA-270, PTA-280 - Cougar | 31T | 475 | {173} | 175-4390 | 175-4370 |
| 1982-78 PT-350, PTA-297, PTA-310, PTA-325 - Panther | 31T | 475 | {173} | 175-4390 | 175-4370 |
| 1982-77 PT-225 BOBCAT, PT-225 Bearcat | 31T | 475 | {173} | 175-4390 | 175-4370 |
| 1981-74 Bearcat II, Wildcat III | 8D | 815 | | 153-5720 | 101-4000 |
| 1979-77 PT-270 - Cougar | 31T | 475 | {173} | 175-4390 | 175-4370 |
| 1977 PT-350 - Panther | 31T | 475 | {173} | 175-4390 | 175-4370 |
| 1976-74 Turbo Tiger II | 8D | 815 | {15} | 153-5720 | 101-4000 |

| STEINER | | | | | |
|---|----|-----|--|---|---|
| Utility Tractor | | | | | |
| 2008-06 230, 415, 430MAX, 525, UM428 | 26 | 650 | | — | — |

| STEWART & STEVENSON, INC. | | | | | |
|--------------------------------------|----|-----|--|---------|----------|
| Pumps | | | | | |
| 1983-77 55P3500 | 27 | 700 | | 8C-3601 | 250-0486 |

| TERRATRAC | | | | | |
|---------------------------------------|----|-----|--|----------|---------|
| For 1960 and later see ALLIS-CHALMERS | | | | | |
| Wheel Tractors | | | | | |
| 1959-58 420B | 24 | 400 | | 153-5656 | 8C-3600 |

| TRACTOMOTIVE | | | | | |
|---|----|-----|-------|----------|----------|
| For 1960 and later see ALLIS-CHALMERS | | | | | |
| 1959-57 TL-14, TL-14D, TL-16, TL-16D, TL-20D | 4D | 700 | {147} | 153-5710 | 153-5700 |
| 1959-55 TL-11D, TL-12D, TL-6D | 4 | 650 | {148} | 8C-3633 | — |
| 1959-51 TL-10, TL-11, TL-12, TL-6 | 1 | 500 | | 8C-3617 | — |

| TROJAN | | | | | |
|---|----|-----|--|----------|----------|
| Wheel Tractors | | | | | |
| 1959-57 104, 154 | 27 | 500 | | 153-5656 | 8C-3601 |
| 1959-57 LA-40, LC-100, LC-100B, LCM-100 | 3 | 550 | | 8C-3629 | 8C-3617 |
| 1959-53 104-D, 154-D, LA-40D, LC-100D, LT-400D | 4D | 700 | | 153-5710 | 153-5700 |
| 1956-54 DLH-75 | 4 | 750 | | 8C-3633 | — |

| MAKE EQUIPMENT TYPE YEAR / MODEL | O.E. BCI NO. | CCA @ ° F | Notes | REPLACEMENT | |
|--|--------------------|-----------------|-------|-------------|----------|
| | | | | Option 1 | Option 2 |
| TROJAN (Continued) | | | | | |
| Wheel Tractors (Continued) | | | | | |
| 1956-53 LA-40, LC-100, LC-100B, LCM-100, LH-75, LM-75 | 3 | 550 | | 8C-3629 | 8C-3617 |
| 1956-53 LT-400 | 3 | 550 | | 8C-3629 | 8C-3617 |
| 1954-52 LC-100, LMD-75 | 2 | 500 | {147} | 153-5690 | 8C-3629 |
| 1952-51 LH-75, LM-75, LT-400 | 3 | 550 | | 8C-3629 | 8C-3617 |

| VERSA, INC. | | | | | |
|-------------------------------|-----|-----|------|----------|----------|
| Baggers & Choppers | | | | | |
| 2004 891 | 31T | 625 | {15} | 175-4390 | 175-4370 |
| 1959-57 1012, 910 | 31T | 625 | {70} | 175-4390 | 175-4370 |

| VERSATILE FARM EQUIPMENT OPERATIONS | | | | | |
|---|------|-----|------|--------------|--------------|
| FORD-NEW HOLLAND CANADA LTD. | | | | | |
| See also FORD NEW HOLLAND | | | | | |
| Swathers | | | | | |
| 1990-86 4700, 4750 | 31T | 625 | | 175-4390 | 175-4370 |
| 1986-75 400, 4400 | 24 | 525 | {15} | 153-5656 | 8C-3600 |
| Wheel Tractors | | | | | |
| 1999-92 744 | 4DLT | 750 | | 153-5710{30} | 153-5700{30} |
| 1992-89 276II - Ford engine | 31T | 850 | | 175-4390 | 115-2422 |
| 1992-84 1150, 1156, 756, 836, 846, 856, 876, 9030, 936 | 31T | 625 | {70} | 175-4390 | 175-4370 |
| 1992-84 256, 276, 276II Cummins Diesel | 31T | 625 | {15} | 175-4390 | 175-4370 |
| 1992-84 946, 956, 976 | 31T | 625 | {70} | 175-4390 | 175-4370 |
| 1991 744, TW8030 | 4DLT | 750 | | 153-5710{30} | 153-5700{30} |
| 1990 744 | 4DLT | 750 | | 153-5710{30} | 153-5700{30} |
| 1984-72 300, 500, 555, 700, 750, 800, 825, 835, 850, 855 | 8D | 900 | {15} | 153-5720 | 101-4000 |
| 1984-72 875, 895, 900, 935, 945, 950, 955, 975 | 8D | 900 | {15} | 153-5720 | 101-4000 |
| 1983-82 160 | 24 | 525 | {15} | 153-5656 | 8C-3600 |
| 1981-77 150 | 74 | 455 | | 153-5660 | 7X-6100 |
| 1972-70 D-145 | 8D | 900 | | 153-5720 | 101-4000 |

| WEISS/MCNAIR, INC. | | | | | |
|---------------------------|-----|-----|--|--------------|--------------|
| Nut Harvesters | | | | | |
| 1990-86 8900 | 31A | 700 | | 127-0826{29} | 127-0824{29} |
| 1990-86 JD40 | 24F | 550 | | 3T-5858 | 250-0489 |

| WELDCRAFT, INC. | | | | | |
|--|-----|-----|--|--------------|--------------|
| Harvesters | | | | | |
| 1990-86 Bin Retriever, Nut Receiver | 31A | 725 | | 127-0826{29} | 127-0824{29} |
| Shakers | | | | | |
| 1990-86 20, 25 Treelift | 24 | 525 | | 153-5656 | 8C-3600 |
| 1990-86 20, 25 Treelift Optional | 24F | 525 | | 3T-5858 | 250-0489 |

| WHITE-NEW IDEA DIVISION | | | | | |
|---|----|-----|------|----------|----------|
| AGCO CORPORATION | | | | | |
| Formerly WHITE FARM EQUIPMENT CO. & AVCO NEW IDEA | | | | | |
| Wheel Tractors | | | | | |
| 2000-98 8510, 8610, 8710, 8810 | 24 | 600 | {15} | 153-5656 | 3T-5857 |
| 2000-95 6410, 6510, 6710, 6810 | 24 | 900 | {15} | 127-0826 | 127-0824 |
| 1997-93 6124, 6125, 6144, 6145, 6175, 6195, 6215, 9435 | 24 | 600 | {15} | 153-5656 | 3T-5857 |

{15} Two batteries required. For best results, replace both. {25} Replacement battery is taller than OE. Check height clearance before closing hood or cover.
 {29} Battery hold-down may need to be replaced and/or modified. Battery cable replacement may be necessary.
 {30} Replacement battery is wider and taller than OE. Hold-down and/or tray replacement may be necessary.
 {31} Replacement battery is longer and wider than OE. Hold-down and/or tray replacement may be necessary.
 {32} Replacement battery is longer than OE. Hold-down and/or tray replacement may be necessary.
 {49} Best fit estimate. Match to original battery to assure proper fit and polarity. {70} Two, Three or Four batteries required. For best results, replace all.
 {147} 1 Battery - Dual Battery Opt. {148} Two or more batteries required. For best results, replace all. {173} Requires 4 batteries.
 {177} Requires 1, 2 or 3 batteries. {181} Requires 3 batteries.

Farm Equipment WHITE-NEW IDEA DIVISION

IMPORTANT NOTE: BATTERIES CAN EXPLODE! Always wear safety glasses AND shield eyes when working around batteries. Always check for proper polarity and sufficient terminal clearance BEFORE final installation to avoid dangerous sparks, potential explosion, possible severe personal injury and/or expensive electrical system and/or vehicle/equipment damage or fire.

| MAKE EQUIPMENT TYPE YEAR / MODEL | O.E. BCI NO. | CCA @ ° F | Notes | REPLACEMENT | |
|--|--------------------|-----------------|-------|--------------|--------------|
| | | | | Option 1 | Option 2 |
| WHITE-NEW IDEA DIVISION (Continued) | | | | | |
| Wheel Tractors (Continued) | | | | | |
| 1997-93 9455, 9630, 9635, 9650, 9655, 9670, 9675, 9690 | 24 | 600 | {15} | 153-5656 | 3T-5857 |
| 1997-93 9695, 9815 | 24 | 600 | {15} | 153-5656 | 3T-5857 |
| 1997-91 6105, 7630, 7650, 8610, 8630 | 4DLT | 630 | {49} | 153-5710(30) | 153-5700(30) |
| 1997-91 7600 | 49 | 500 | | 307-0751(32) | — |
| 1997 5550, 5650, 6045, 6065 ROPS, 6065C, 6085, 6090 | 49 | 470 | | 307-0751(32) | — |
| 1997 6670, 6680, 6690 | 49 | 470 | | 307-0751(32) | — |
| 1996-95 4660, 5550, 5650, 5680, 5760, 6045, 6065 ROPS | 49 | 470 | | 307-0751(32) | — |
| 1996-95 6065C, 6085, 6090, 6670, 6680, 6690 | 49 | 470 | | 307-0751(32) | — |
| 1996-91 4650 | 48 | 470 | | 307-0751 | — |
| 1994-91 4660, 5680, 5760, 6065 ROPS, 6065C, 6085, 6090 | 49 | 470 | | 307-0751(32) | — |
| 1994-91 6670, 6680, 6690 | 49 | 470 | | 307-0751(32) | — |
| 1993-90 125, 145, 170, 195 | 24 | 580 | {15} | 153-5656 | 3T-5857 |
| 1991-86 FB16, FB21 | U1 | 340 | | — | — |
| 1991-86 FB31, FB37, FB43 | 27 | 660 | | 8C-3601 | 250-0486 |
| 1991-73 100, 120, 140, 160, 185, 1870, 2270, 60, 80 | 30H | 685 | {147} | 8C-3627 | 127-0826(29) |
| 1988-87 FB185 | 30H | 515 | {15} | 8C-3627 | 8C-3601 |
| 1988-80 2-32, 2-45, 2-55, 2-62, 2-65, 2-75 | 27 | 530 | {147} | 153-5656 | 8C-3601 |
| 1988-78 2-180 | 31T | 515 | {15} | 175-4390 | 175-4370 |
| 1987-82 2-135, 2-155 Series 3 Turbo | 30H | 515 | | 8C-3627 | 8C-3601 |
| 1987-75 2-105, 2-85, 2-88 | 3EH | 830 | {15} | 8C-3632 | — |
| 1987-75 2-110 - Turbo | 3EH | 830 | {15} | 8C-3632 | — |
| 1986 2-180 Series 3, FB185 | 30H | 515 | {15} | 8C-3627 | 8C-3601 |
| 1985-83 2-180 Series 3 | 30H | 515 | {15} | 8C-3627 | 8C-3601 |
| 1984-79 2-30, 2-35 | 31T | 515 | | 175-4390 | 175-4370 |
| 1982-75 2-70 | 4 | 610 | {15} | 8C-3633 | — |
| 1982 2-135, 2-155, 2-180 Series 3 | 30H | 515 | {15} | 8C-3627 | 8C-3601 |
| 1981-77 2-135, 2-155 | 30H | 515 | {15} | 8C-3627 | 8C-3601 |
| 1981-77 2-50, 2-60 | 3EH | 810 | {15} | 8C-3632 | — |
| 1976-75 2-150 | 30H | 575 | {15} | 8C-3627 | 127-0826(29) |
| 1976 1270, 1370, 1465, 1470, 2-50, 2-60 | 3EH | 810 | {15} | 8C-3632 | — |
| 1975-71 1270, 1370, 1465, 1470 | 3EH | 810 | {15} | 8C-3632 | — |
| Articulated Wheel Tractors | | | | | |
| 1990-79 4-175, 4-270 - Turbo | 31T | 515 | {177} | 175-4390 | 175-4370 |
| 1988-83 4-225 - Turbo | 30H | 515 | {15} | 8C-3627 | 8C-3601 |
| 1982-74 4-150, 4-180, 4-210 | 30H | 645 | {15} | 8C-3627 | 127-0826(29) |
| Balers & Combines | | | | | |
| 1965-62 2890, 3490, 3496, 4290, 4292, 4296 | 24 | 315 | | 153-5656 | 8C-3600 |
| 1963-60 G12 | 60 | 315 | | 3T-5857(29) | 3T-5858(29) |
| Power Units | | | | | |
| 1992-85 800C, 802C, 803C | 31T | 750 | {15} | 175-4390 | 175-4370 |
| 1985-83 800A, 802A, 803A | 31T | 625 | {15} | 175-4390 | 175-4370 |
| 1982-76 706D, 707D, 708, 709, 800, 801, 802 | 8D | 935 | | 153-5720 | 101-4000 |
| 1981-76 700 | 4D | 800 | | 153-5710 | 153-5700 |
| 1976-75 703, 704 | 2 | 545 | {15} | 153-5690 | 8C-3629 |
| 1975 705 - Diesel | 4D | 760 | {15} | 153-5710 | 153-5700 |
| 1975 706 - Diesel | 2 | 545 | {15} | 153-5690 | 8C-3629 |

| MAKE EQUIPMENT TYPE YEAR / MODEL | O.E. BCI NO. | CCA @ ° F | Notes | REPLACEMENT | |
|---|--------------------|-----------------|-------|--------------|--------------|
| | | | | Option 1 | Option 2 |
| WHITE-NEW IDEA DIVISION (Continued) | | | | | |
| Self-Propelled Combines | | | | | |
| 1993-92 W2500, W2600 | 24 | 580 | {15} | 153-5656 | 3T-5857 |
| 1985-79 5542, 7300 | 24 | 360 | | 153-5656 | 8C-3600 |
| 1985-79 9700, 9720 | 31T | 480 | {181} | 175-4390 | 175-4370 |
| 1985-78 8700, 8900, 8920 | 24F | 500 | {15} | 3T-5858 | 250-0489 |
| 1985-75 5542, 7300 - Diesel | 4 | 700 | {15} | 8C-3633 | — |
| 1978-75 5542, 7300, 8600, 8800 | 24 | 360 | | 153-5656 | 8C-3600 |
| 1978-75 8600, 8800 - Diesel | 3EH | 810 | {15} | 8C-3632 | — |
| Uni Harvesters | | | | | |
| 1993-85 800C, 802C, 803C | 31T | 750 | {15} | 175-4390 | 175-4370 |
| Wheel Tractors | | | | | |
| 1976-73 G-1355, G-955 | 30H | 575 | {15} | 8C-3627 | 127-0826(29) |
| 1974-71 G-750 - Diesel | 5D | 725 | | 8C-3633 | — |
| 1974-71 G-750, G-850, G-940 - Gas, LPG | 60 | 385 | | 3T-5857(29) | 3T-5858(29) |
| 1974-71 G-850, G-940 - Diesel | 3EH | 830 | | 8C-3632 | — |
| 1973-72 G-350, G-450 - Diesel | 3EH | 810 | | 8C-3632 | — |
| 1972-70 G-1050, G-1350 Diesel, Gas | 30H | 575 | {147} | 8C-3627 | 127-0826(29) |
| 1972-70 G-950 - Gas, LPG, Diesel | 30H | 575 | {15} | 8C-3627 | 127-0826(29) |
| 1972-69 A4T-1400, A4T-1600 Diesel, LPG | 30H | 575 | {15} | 8C-3627 | 127-0826(29) |
| 1971-59 Jet Star - Series, All models | 3EE | 350 | {147} | 8C-3620 | 250-0488(31) |
| 1970-65 M-670, M-670 Super | 3EE | 350 | | 8C-3620 | 250-0488(31) |
| 1970-65 U-302 - Gas, LPG, Diesel | 3EE | 350 | {15} | 8C-3620 | 250-0488(31) |
| 1969 G-1000, G-1000 Vista, G-1050, G-1350 Diesel, Gas | 30H | 575 | {147} | 8C-3627 | 127-0826(29) |
| 1969 G-900, G-950 - Gas, LPG, Diesel | 30H | 575 | {15} | 8C-3627 | 127-0826(29) |
| 1968-67 G-900 - Gas, LPG, Diesel | 30H | 575 | {15} | 8C-3627 | 127-0826(29) |
| 1968-65 G-1000, G-1000 Vista - Gas, LPG, Diesel | 3EE | 350 | {177} | 8C-3620 | 250-0488(31) |
| 1966-60 500, 600 | 3EE | 350 | {15} | 8C-3620 | 250-0488(31) |
| 1965 G-707, G-708 - Diesel, LPG | 3EE | 350 | {181} | 8C-3620 | 250-0488(31) |
| 1964-62 G-705, G-706 - Gas, LPG, Diesel | 3EE | 350 | {181} | 8C-3620 | 250-0488(31) |
| 1964 M-602, M-604, U-302 - Gas, LPG, Diesel | 3EE | 350 | {15} | 8C-3620 | 250-0488(31) |
| 1963-60 S-24 Unitractor Diesel | 2 | 585 | {15} | 153-5690 | 8C-3629 |
| 1963-57 4 Star, 5 Star - Series, All models | 3EE | 350 | {177} | 8C-3620 | 250-0488(31) |
| 1963-56 L Unitractor, S-24 Unitractor | 60 | 385 | | 3T-5857(29) | 3T-5858(29) |
| 1963 M-602, M-604 - Gas, LPG, Diesel | 3EE | 350 | {15} | 8C-3620 | 250-0488(31) |
| 1962-59 G-VI - Diesel, LPG | 3EE | 350 | {181} | 8C-3620 | 250-0488(31) |
| 1962-59 M-5 - Gas, LPG, Diesel | 3EE | 350 | {15} | 8C-3620 | 250-0488(31) |
| 1960-56 335 Series | 1 | 450 | | 8C-3617 | — |
| 1959-56 445 Series | 3EE | 350 | | 8C-3620 | 250-0488(31) |
| 1959-52 UB, UTI, UTID, UTIL, UTILD, UTS, Z, ZB | 3EE | 350 | {147} | 8C-3620 | 250-0488(31) |
| 1959-48 GB, GBD | 3EE | 350 | {177} | 8C-3620 | 250-0488(31) |
| 1955-43 L Unitractor, RTI, UTI, UTIL, Z | 2L | 350 | | 153-5690(25) | 8C-3629(25) |

Farm Equipment

Farm Equipment

WHITEMAN MFG. CO. — WILLMER



IMPORTANT NOTE: BATTERIES CAN EXPLODE! Always wear safety glasses AND shield eyes when working around batteries. Always check for proper polarity and sufficient terminal clearance BEFORE final installation to avoid dangerous sparks, potential explosion, possible severe personal injury and/or expensive electrical system and/or vehicle/equipment damage or fire.

Farm Equipment

| MAKE EQUIPMENT TYPE YEAR / MODEL | O.E. BCI NO. | CCA @ ° F | Notes | REPLACEMENT | | MAKE EQUIPMENT TYPE YEAR / MODEL | O.E. BCI NO. | CCA @ ° F | Notes | REPLACEMENT | |
|--|--------------------|-----------------|-------|-------------|----------|---|--------------------|-----------------|-------|-------------|----------|
| | | | | Option 1 | Option 2 | | | | | Option 1 | Option 2 |
| WHITEMAN MFG. CO. | | | | | | WILLMER | | | | | |
| Farm | | | | | | Sprayers | | | | | |
| 1990-86 TWIN FINISHING MACHINES, WBH-16E, WLS-1000 | U1 | 235 | | 8C-3636 | — | 1993-85 6200, 6400, 7200, 785 | 24 | 700 | {147} | 127-0826 | 127-0824 |
| 1985-84 TWIN FINISHING MACHINES, WLS-1000 | U1 | 235 | | 8C-3636 | — | 1993-85 6200, 6400, 7200, 785 - Optional | 24F | 700 | {147} | 250-0486 | 127-0826 |
| 1983-80 DB-60, TWIN FINISHING MACHINES, WLS-1000 | U1 | 235 | | 8C-3636 | — | | | | | | |
| 1979-76 DB-60, WLS-1000 | U1 | 235 | | 8C-3636 | — | | | | | | |
| 1978-76 B-85, P-40G, P-60D, P-80D | 24 | 360 | | 153-5656 | 8C-3600 | | | | | | |

{147} 1 Battery - Dual Battery Opt.

Trucks & Buses

ABC BUS — BROCKWAY MOTOR TRUCKS

IMPORTANT NOTE: BATTERIES CAN EXPLODE! Always wear safety glasses AND shield eyes when working around batteries. Always check for proper polarity and sufficient terminal clearance BEFORE final installation to avoid dangerous sparks, potential explosion, possible severe personal injury and/or expensive electrical system and/or vehicle/equipment damage or fire.

| MAKE EQUIPMENT TYPE YEAR / MODEL | O.E. BCI NO. | CCA @ ° F | Notes | REPLACEMENT | |
|---|--------------------|-----------------|-------|-------------|-------------|
| | | | | Option 1 | Option 2 |
| ABC BUS | | | | | |
| Commercial Bus | | | | | |
| 2006 C2000 | 8D | 730 | | 153-5720 | 101-4000 |
| 2006 M1000 | 8D | 730 | | 153-5720 | 101-4000 |
| Van Hool | | | | | |
| 2006 A Series | 60 | 225 | {15} | 3T-5857(29) | 3T-5858(29) |
| 2006 M, T, WX Series | 60 | 730 | | — | — |
| 2006 WXL | 8D | 730 | | 153-5720 | 101-4000 |
| Van Hool Motorcoaches | | | | | |
| 2000-85 T-800, T-815, T-900, T-915, T-2100 | 8D | 730 | {15} | 153-5720 | 101-4000 |
| ACF-BRILL | | | | | |
| Buses | | | | | |
| 1954-46 C-26 thru C-44, IC-41, IC-41A, SU-37 | 4B | 950 | {147} | 153-5710 | 153-5700 |
| ADVANCE MIXER | | | | | |
| Cement Mixer | | | | | |
| 2010-02 Federal Bridge | 31T | 650 | {181} | 175-4390 | 175-4370 |
| 2010-02 Great Lakes 5 Axle | 31T | 650 | {181} | 175-4390 | 175-4370 |
| 2010-02 Michigan 6 Axle | 31T | 650 | {181} | 175-4390 | 175-4370 |
| 2010-02 Standard 3 Axle | 31T | 650 | {181} | 175-4390 | 175-4370 |
| 2010-02 Standard 4 Axle | 31T | 650 | {181} | 175-4390 | 175-4370 |
| AUTOCAR DIVISION | | | | | |
| VOLVO GM HEAVY TRUCK CORP. | | | | | |
| OEM Used various size batteries in production. Check original battery for size and correct fit. | | | | | |
| Trucks | | | | | |
| 2010-02 Xpeditor | 31T | 660 | {181} | 175-4390 | 175-4370 |
| 2000-87 AC, DC, DK, S | 31T | 550 | {173} | 175-4390 | 175-4370 |
| | 31T | 625 | {179} | 175-4390 | 175-4370 |
| | 31T | 750 | {173} | 175-4390 | 175-4370 |
| 1986-61 AC, AT, DC, DK, S | 1 | 475 | | 8C-3617 | — |
| | 2 | 540 | | 153-5690 | 8C-3629 |
| | 24 | 475 | {173} | 153-5656 | 8C-3600 |
| | 27 | 620 | {70} | 153-5656 | 8C-3601 |
| | 2E | 590 | | 8C-3632(30) | — |
| | 30H | 525 | {173} | 8C-3627 | 8C-3601 |
| | 31T | 625 | {176} | 175-4390 | 175-4370 |
| | 4 | 920 | | 8C-3633 | — |
| | 4D | 720 | {173} | 153-5710 | 153-5700 |
| | 5D | 775 | | 8C-3633 | — |
| | 6D | 800 | | 153-5710 | 153-5700 |
| | 7D | 875 | {173} | 8C-3635 | 8C-3633 |
| | 8D | 1000 | {15} | 153-5720 | 101-4000 |
| 1961-59 All w/Air start | 60 | 400 | {168} | 3T-5857(29) | 3T-5858(29) |
| 1960-40 All models - Optional | 2 | 540 | {70} | 153-5690 | 8C-3629 |
| 1960-40 All models except C55 & C57 | 4 | 920 | {173} | 8C-3633 | — |
| 1960-40 C55, C57 | 27 | 620 | | 153-5656 | 8C-3601 |
| BECK, C. D. | | | | | |
| Buses | | | | | |
| 1957-51 All models | 8D | 1000 | {15} | 153-5720 | 101-4000 |
| BLUE BIRD CORP. | | | | | |
| Coach RV | | | | | |
| 2010-03 Express Commuter | 8D | 1300 | {15} | 153-5720 | 250-0473 |
| 2010-00 Wanderlodge | 8D | 1300 | {15} | 153-5720 | 250-0473 |

| MAKE EQUIPMENT TYPE YEAR / MODEL | O.E. BCI NO. | CCA @ ° F | Notes | REPLACEMENT | |
|--|--------------------|-----------------|-------|-------------|----------|
| | | | | Option 1 | Option 2 |
| BLUE BIRD CORP. (Continued) | | | | | |
| Commercial Bus | | | | | |
| 2008-06 Ultra LMB | 8D | 1300 | {15} | 153-5720 | 250-0473 |
| 2006-02 Ultra LF | 8D | 1300 | {15} | 153-5720 | 250-0473 |
| School Bus | | | | | |
| 2010-06 Vision | 8D | 1300 | {15} | 153-5720 | 250-0473 |
| 2010-00 All American | 8D | 1300 | {15} | 153-5720 | 250-0473 |
| 2008-06 Micro Bird | 8D | 1300 | {15} | 153-5720 | 250-0473 |
| Transit Bus | | | | | |
| 2006-02 XCEL 102 | 8D | 1300 | {15} | 153-5720 | 250-0473 |
| BROCKWAY MOTOR TRUCKS | | | | | |
| Buses | | | | | |
| 1965-61 All | 2 | 540 | {15} | 153-5690 | 8C-3629 |
| 1959-56 147BW, 247BW | 4 | 700 | | 8C-3633 | — |
| 1955-48 146B, 149, 146BX, 88BX, 128BX, 148BX, 154BX | 7D | 900 | | 8C-3635 | 8C-3633 |
| 1955-41 All except Task Force Series | 1 | 550 | | 8C-3617 | — |
| 1955-41 Task Force Series | 24 | 350 | | 153-5656 | 8C-3600 |
| 1953-47 154B, 155, 328BW thru 655BW | 7D | 900 | | 8C-3635 | 8C-3633 |
| 1953-47 88B, 88B-31, 146B-43 | 4 | 700 | | 8C-3633 | — |
| Trucks | | | | | |
| 1977-76 E457 | 4 | 700 | {173} | 8C-3633 | — |
| 1977-76 E550 | 4 | 700 | {173} | 8C-3633 | — |
| 1977-76 E759 | 4 | 700 | {173} | 8C-3633 | — |
| 1977-76 E760 | 4 | 700 | {173} | 8C-3633 | — |
| 1977-76 E761 | 4 | 700 | {173} | 8C-3633 | — |
| 1977-76 F457 | 4 | 700 | {173} | 8C-3633 | — |
| 1977-76 F759 | 4 | 700 | {173} | 8C-3633 | — |
| 1977-76 F760 | 4 | 700 | {173} | 8C-3633 | — |
| 1977-76 F761 | 4 | 700 | {173} | 8C-3633 | — |
| 1977-76 K459 | 4 | 700 | {173} | 8C-3633 | — |
| 1977-76 K759 | 4 | 700 | {173} | 8C-3633 | — |
| 1977-76 K760 | 4 | 700 | {173} | 8C-3633 | — |
| 1977-76 K761 | 4 | 700 | {173} | 8C-3633 | — |
| 1977-76 N457 | 4 | 700 | {173} | 8C-3633 | — |
| 1977-76 N550 | 4 | 700 | {173} | 8C-3633 | — |
| 1977-76 N758 | 4 | 700 | {173} | 8C-3633 | — |
| 1977-76 N759 | 4 | 700 | {173} | 8C-3633 | — |
| 1977-76 N760 | 4 | 700 | {173} | 8C-3633 | — |
| 1977-76 N761 | 4 | 700 | {173} | 8C-3633 | — |
| 1977-74 A - Series, All models | 4 | 700 | {173} | 8C-3633 | — |
| 1977-74 N260-L, N260LF, N260LQ, N260T | 4 | 700 | {173} | 8C-3633 | — |
| 1977-72 H360, H457, H762 | 4 | 700 | {173} | 8C-3633 | — |
| 1977-72 J358, J527, J550 | 4 | 700 | {173} | 8C-3633 | — |
| 1977-71 F Series ex. F527T | 4 | 700 | {173} | 8C-3633 | — |
| 1977-69 U360, U459, U762 | 4 | 700 | {173} | 8C-3633 | — |
| 1977-65 E Series ex. E257TL | 4 | 700 | {173} | 8C-3633 | — |
| 1977-65 K - Series, All models | 4 | 700 | {173} | 8C-3633 | — |
| 1977-63 N Series ex. N200 Series | 4 | 700 | {173} | 8C-3633 | — |
| 1973-69 V - Series, All models | 4 | 700 | {173} | 8C-3633 | — |
| 1973-65 T358, T527, W359 | 4 | 700 | {173} | 8C-3633 | — |
| 1970-67 W359, W459 | 4 | 700 | {173} | 8C-3633 | — |
| 1970-65 C358 | 4 | 700 | {173} | 8C-3633 | — |
| 1969-65 R Series All ex. R358 | 4 | 700 | {173} | 8C-3633 | — |
| 1968-65 E257TL | 2 | 540 | | 153-5690 | 8C-3629 |

{15} Two batteries required. For best results, replace both.

{29} Battery hold-down may need to be replaced and/or modified. Battery cable replacement may be necessary.

{30} Replacement battery is wider and taller than OE. Hold-down and/or tray replacement may be necessary.

{70} Two, Three or Four batteries required. For best results, replace all. {147} 1 Battery - Dual Battery Opt. {168} Air start.

{173} Requires 4 batteries. {176} Requires 1 or 4 batteries. {179} Requires 1 to 4 batteries. {181} Requires 3 batteries.

TRUCKS & BUSES

BROCKWAY MOTOR TRUCKS — CHEVROLET



IMPORTANT NOTE: BATTERIES CAN EXPLODE! Always wear safety glasses AND shield eyes when working around batteries. Always check for proper polarity and sufficient terminal clearance BEFORE final installation to avoid dangerous sparks, potential explosion, possible severe personal injury and/or expensive electrical system and/or vehicle/equipment damage or fire.

| MAKE EQUIPMENT TYPE YEAR / MODEL | O.E. BCI NO. | CCA @ ° F | Notes | REPLACEMENT | |
|---|--------------------|-----------------|-------|-------------|----------|
| | | | | Option 1 | Option 2 |
| BROCKWAY MOTOR TRUCKS (Continued) | | | | | |
| Trucks (Continued) | | | | | |
| | 2 | 540 | {15} | 153-5690 | 8C-3629 |
| 1968-65 L358 | 2 | 540 | {15} | 153-5690 | 8C-3629 |
| 1968-65 M358 | 30H | 390 | | 8C-3627 | 8C-3601 |
| 1968-65 R358 | 2 | 540 | {15} | 153-5690 | 8C-3629 |
| 1968-61 N200 - Series, All models | 5D | 740 | {173} | 8C-3633 | — |
| 1968-59 257T, E257TL, 258T, 260L, 260LF, 260LQ, 260T | 2 | 540 | {15} | 153-5690 | 8C-3629 |
| | 5D | 740 | {173} | 8C-3633 | — |
| 1968-59 F260-L, H260L | 5D | 740 | {173} | 8C-3633 | — |
| 1968-59 N-257T, N-257TL | 5D | 740 | {70} | 8C-3633 | — |
| 1968-59 N260-L, 260LF, 260LQ, 260T | 5D | 740 | {173} | 8C-3633 | — |
| 1968 B358 | 30H | 390 | | 8C-3627 | 8C-3601 |
| 1965-61 C Series ex. C358 | 5D | 740 | {15} | 8C-3633 | — |
| 1965-60 100 - Series, All models | 30H | 390 | | 8C-3627 | 8C-3601 |
| 1964 F527T | 5D | 740 | {173} | 8C-3633 | — |
| 1964 J257 | 5D | 740 | {15} | 8C-3633 | — |
| 1959-55 255W, 258W, 260SF, 260WD, 260WLD | 2 | 540 | {15} | 153-5690 | 8C-3629 |
| 1959-44 100 - Series, All models | 2 | 540 | {147} | 153-5690 | 8C-3629 |
| 1956-44 260XL, 260XLBB | 2 | 540 | {15} | 153-5690 | 8C-3629 |
| 1956-44 88VH, 88VHX | 2 | 540 | | 153-5690 | 8C-3629 |

CATERPILLAR

See CATERPILLAR EQUIPMENT section (pgs. 13 - 26 of this catalog)

CHEVROLET

| Medium Duty Trucks | | | | | |
|---|-----|-----|------|----------|----------|
| 2007-03 C6500 Kodiak | 78 | 600 | | 7X-6100 | 250-0486 |
| 2007-03 C7500 Kodiak | 78 | 600 | | 7X-6100 | 250-0486 |
| 2007-00 W5500 Tiltmaster, W5500HD Tiltmaster | 78 | 540 | | 7X-6100 | 250-0489 |
| 2007 C4500 Kodiak | 48 | 615 | | 307-0751 | — |
| | 78 | 600 | | 7X-6100 | 250-0486 |
| 2007 C5500 Kodiak | 78 | 600 | | 7X-6100 | 250-0486 |
| 2007 C6500 Kodiak | 48 | 615 | | 307-0751 | — |
| 2007 C7500 Kodiak | 48 | 315 | | 307-0751 | — |
| 2006 C4500 Kodiak - Diesel | 78 | 770 | {15} | 127-0826 | — |
| 2006 C5500 Kodiak | 79 | 800 | | — | — |
| | 79 | 800 | {15} | — | — |
| 2006 Kodiak T & W Series | 31T | 600 | {24} | 175-4390 | 175-4370 |
| | 31T | 625 | {24} | 175-4390 | 175-4370 |
| | 31T | 750 | {24} | 175-4390 | 175-4370 |
| | 31T | 770 | {24} | 175-4390 | 115-2422 |
| | 31T | 900 | {24} | 175-4390 | 115-2422 |
| | 78 | 600 | {24} | 7X-6100 | 250-0486 |
| | 78 | 625 | {24} | 7X-6100 | 250-0486 |
| | 78 | 750 | {24} | 127-0826 | — |
| | 78 | 770 | {24} | 127-0826 | — |
| | 78 | 900 | {24} | 127-0826 | — |
| 2005-03 C4500 Kodiak | 78 | 600 | | 7X-6100 | 250-0486 |
| 2005 C5500 Kodiak | 78 | 600 | | 7X-6100 | 250-0486 |
| 2004 C4500 Kodiak - Diesel | 78 | 770 | {15} | 127-0826 | — |
| 2004 C5500 Kodiak - Diesel | 78 | 770 | {15} | 127-0826 | — |
| 2003 C5500 Kodiak | 78 | 600 | | 7X-6100 | 250-0486 |
| 2002 C-Series Kodiak | 31T | 625 | | 175-4390 | 175-4370 |
| 2000 C-Series Kodiak | 31T | 625 | | 175-4390 | 175-4370 |

| MAKE EQUIPMENT TYPE YEAR / MODEL | O.E. BCI NO. | CCA @ ° F | Notes | REPLACEMENT | |
|--|--------------------|-----------------|-------|-------------|--------------|
| | | | | Option 1 | Option 2 |
| CHEVROLET (Continued) | | | | | |
| Medium Duty Trucks (Continued) | | | | | |
| 1985-84 C50 | 71 | 350 | | 7X-6100{32} | 250-0489{32} |
| 1983-82 C50 | 70 | 370 | | 7X-6100{32} | 250-0489{32} |
| 1981-80 C50 | 71 | 350 | | 7X-6100{32} | 250-0489{32} |
| Kodiak, C5H, C6H, C7H | | | | | |
| 2000-91 6.0L, 7.0L, 7.4L | 78 | 600 | | 7X-6100 | 250-0486 |
| 1994-91 6.0L, 7.0L, 7.4L | 78 | 750 | | 127-0826 | — |
| 1988-87 P6T042 | 78 | 515 | {147} | 7X-6100 | 250-0489 |
| 2000-96 CAT3116T | 31T | 625 | | 175-4390 | 175-4370 |
| 2000-95 CAT3116T | 31T | 900 | | 175-4390 | 115-2422 |
| 2000-91 6.0L, 7.0L, 7.4L | 31T | 625 | | 175-4390 | 175-4370 |
| 2000-91 CAT3116T | 31T | 750 | | 175-4390 | 175-4370 |
| 1988-87 J8, J9, D9, N9 | 31T | 625 | {70} | 175-4390 | 175-4370 |
| 1988-87 P6T042 - Optional | 31T | 625 | {15} | 175-4390 | 175-4370 |
| School Buses | | | | | |
| 2000-98 CAT3116T - Diesel | 31T | 625 | | 175-4390 | 175-4370 |
| 2000-98 GM 6.5L - Diesel | 78 | 600 | | 7X-6100 | 250-0486 |
| 2000-96 BS, B7 | 31T | 625 | | 175-4390 | 175-4370 |
| | 78 | 600 | | 7X-6100 | 250-0486 |
| | 78 | 770 | | 127-0826 | — |
| 2000-96 CAT3116T - Diesel | 31T | 750 | | 175-4390 | 175-4370 |
| 1997-96 BS, B7 - Diesel | 31T | 750 | | 175-4390 | 175-4370 |
| 1995-92 BS | 31T | 625 | | 175-4390 | 175-4370 |
| 1995-92 BS - Optional | 78 | 580 | | 7X-6100 | 250-0486 |
| 1991-89 P-Series | 31T | 550 | | 175-4390 | 175-4370 |
| 1991 P-Series - Optional | 31T | 720 | | 175-4390 | 175-4370 |
| 1990-89 B6P | 31T | 580 | | 175-4390 | 175-4370 |
| | 31T | 625 | | 175-4390 | 175-4370 |
| | 71 | 390 | | 7X-6100{32} | 250-0489{32} |
| | 73 | 460 | | 7X-6100{32} | 250-0489{32} |
| | 74 | 540 | | 153-5660 | 7X-6100 |
| 1988-81 B6P - Diesel, Optional | 31T | 625 | {15} | 175-4390 | 175-4370 |
| | 4D | 800 | | 153-5710 | 153-5700 |
| | 74 | 525 | {15} | 153-5660 | 7X-6100 |
| | 78 | 520 | | 7X-6100 | 250-0489 |
| | 8D | 880 | | 153-5720 | 101-4000 |
| 1986-81 B6P - Optional | 31T | 625 | {15} | 175-4390 | 175-4370 |
| | 71 | 390 | {15} | 7X-6100{32} | 250-0489{32} |
| | 73 | 460 | {15} | 7X-6100{32} | 250-0489{32} |
| | 74 | 525 | {15} | 153-5660 | 7X-6100 |
| 1986-80 B6P, CB6P - Optional | 31T | 625 | {15} | 175-4390 | 175-4370 |
| | 71 | 390 | {15} | 7X-6100{32} | 250-0489{32} |
| | 73 | 460 | {15} | 7X-6100{32} | 250-0489{32} |
| | 74 | 525 | {15} | 153-5660 | 7X-6100 |
| 1978-77 SE-60 | 74 | 340 | | 153-5660 | 7X-6100 |
| 1976-74 All | 74 | 340 | | 153-5660 | 7X-6100 |
| 1970-56 All | 27 | 350 | | 153-5656 | 8C-3601 |
| 1970-56 All - Optional | 31T | 475 | | 175-4390 | 175-4370 |
| 1955-41 All | 2 | 600 | | 153-5690 | 8C-3629 |
| Trucks | | | | | |
| 2000-98 F7 cab Forward | | | | | |
| 7.4L - Diesel, Optional | 31T | 625 | | 175-4390 | 175-4370 |
| | 31T | 750 | | 175-4390 | 175-4370 |
| | 78 | 600 | | 7X-6100 | 250-0486 |
| 2000-98 F7 cab Forward | | | | | |
| 7.4L - Optional | 78 | 770 | | 127-0826 | — |
| 2000-96 C6H - Cat 3116T | 31T | 625 | | 175-4390 | 175-4370 |
| 2000-96 C7H - Cat 3116T | 31T | 625 | | 175-4390 | 175-4370 |
| 2000-95 C6H - Cat 3116T | 31T | 900 | | 175-4390 | 115-2422 |

{15} Two batteries required. For best results, replace both. {24} OEM Used various size batteries in production. Check original battery for size and correct fit.
 {32} Replacement battery is longer than OE. Hold-down and/or tray replacement may be necessary.
 {70} Two, Three or Four batteries required. For best results, replace all. {147} 1 Battery - Dual Battery Opt.
 {173} Requires 4 batteries. {177} Requires 1, 2 or 3 batteries.

Trucks & Buses CHEVROLET

IMPORTANT NOTE: BATTERIES CAN EXPLODE! Always wear safety glasses AND shield eyes when working around batteries. Always check for proper polarity and sufficient terminal clearance BEFORE final installation to avoid dangerous sparks, potential explosion, possible severe personal injury and/or expensive electrical system and/or vehicle/equipment damage or fire.

| MAKE EQUIPMENT TYPE YEAR / MODEL | O.E. BCI NO. | CCA @ ° F | Notes | REPLACEMENT | |
|--|--------------------|-----------------|-------|-------------|--------------|
| | | | | Option 1 | Option 2 |
| CHEVROLET (Continued) | | | | | |
| Trucks (Continued) | | | | | |
| 2000-95 C7H - Cat 3116T | 31T | 900 | | 175-4390 | 115-2422 |
| 2000-92 C5H - Cat 3116T | 31T | 625 | | 175-4390 | 175-4370 |
| 2000-91 C5H | 31T | 625 | | 175-4390 | 175-4370 |
| 2000-91 C5H - Cat 3116T | 31T | 750 | | 175-4390 | 175-4370 |
| | 31T | 900 | | 175-4390 | 115-2422 |
| | 78 | 600 | | 7X-6100 | 250-0486 |
| 2000-91 C5H - Cat 3116T | 78 | 750 | | 127-0826 | — |
| | 78 | 770 | | 127-0826 | — |
| 2000-91 C6H | 31T | 625 | | 175-4390 | 175-4370 |
| 2000-91 C6H - Cat 3116T | 31T | 750 | | 175-4390 | 175-4370 |
| | 78 | 600 | | 7X-6100 | 250-0486 |
| | 78 | 750 | | 127-0826 | — |
| 2000-91 C7H | 31T | 625 | | 175-4390 | 175-4370 |
| 2000-91 C7H - Cat 3116T | 31T | 750 | | 175-4390 | 175-4370 |
| | 78 | 600 | | 7X-6100 | 250-0486 |
| | 78 | 750 | | 127-0826 | — |
| 1988-87 C5, C6, C7D042/64 - Optional | 31T | 625 | {177} | 175-4390 | 175-4370 |
| | 71 | 430 | | 7X-6100(32) | 250-0489(32) |
| | 78 | 515 | | 7X-6100 | 250-0489 |
| | 78 | 625 | {177} | 7X-6100 | 250-0486 |
| 1979-76 CD-60, HV, HY, JV, JY-70 | 31T | 475 | | 175-4390 | 175-4370 |
| 1978-77 CG, SG, TE, TM-60 | 71 | 275 | | 7X-6100(32) | 250-0489(32) |
| 1977-76 CS-50, CS-55, TE-60, TE-65, CD-60, SE-60, HE-80, JE-80 | 74 | 350 | | 153-5660 | 7X-6100 |
| 1977 CD-60, HV, HY, JV, JY-70 | 74 | 350 | | 153-5660 | 7X-6100 |
| 1977 CE-50, CS-50, CE-60, CS-60, ME-65, CE-65, TE-60, TE-65 | 71 | 275 | | 7X-6100(32) | 250-0489(32) |
| | 74 | 350 | | 153-5660 | 7X-6100 |
| 1977 DC, DH, DP, FC, FH, HC, HH, JC, JH, JB, MB, MC-90 | 31T | 475 | | 175-4390 | 175-4370 |
| 1977 DP-90 | 31T | 475 | | 175-4390 | 175-4370 |
| 1977 FC-90 | 31T | 475 | | 175-4390 | 175-4370 |
| 1977 FH-90 | 31T | 475 | | 175-4390 | 175-4370 |
| 1977 HC-90 | 31T | 475 | | 175-4390 | 175-4370 |
| 1977 HH-90 | 31T | 475 | | 175-4390 | 175-4370 |
| 1977 Optional All | 74 | 350 | | 153-5660 | 7X-6100 |
| 1977 PS40 | 31T | 475 | | 175-4390 | 175-4370 |
| 1977 SE-60 | 74 | 350 | | 153-5660 | 7X-6100 |
| 1976-73 CE, CS-50, CM, CS, SE, SM, SS-60, ME-65 | 74 | 350 | | 153-5660 | 7X-6100 |
| 1976-73 MB, MC-90 | 7D | 860 | {173} | 8C-3635 | 8C-3633 |
| 1976-73 TG-60, TM-65 | 27 | 350 | | 153-5656 | 8C-3601 |
| 1976 CD-60, HV, HY, JV, JY-70 | 71 | 275 | | 7X-6100(32) | 250-0489(32) |
| 1976 CS-50, CS-55, TE-60, TE-65, CD-60, SE-60, HE-80, JE-80 | 71 | 275 | | 7X-6100(32) | 250-0489(32) |
| 1976 DP-90 | 7D | 860 | {173} | 8C-3635 | 8C-3633 |
| 1976 FC-90 | 7D | 860 | {173} | 8C-3635 | 8C-3633 |
| 1976 FH-90 | 7D | 860 | {173} | 8C-3635 | 8C-3633 |
| 1976 HC-90 | 7D | 860 | {173} | 8C-3635 | 8C-3633 |
| 1976 HH-90 | 7D | 860 | {173} | 8C-3635 | 8C-3633 |
| 1976 JI, JJ, MC, MH-90 | 31T | 475 | | 175-4390 | 175-4370 |
| 1975-73 TE-65 - Optional | 27 | 350 | | 153-5656 | 8C-3601 |
| | 74 | 350 | | 153-5660 | 7X-6100 |

| MAKE EQUIPMENT TYPE YEAR / MODEL | O.E. BCI NO. | CCA @ ° F | Notes | REPLACEMENT | |
|---|--------------------|-----------------|-------|-------------|--------------|
| | | | | Option 1 | Option 2 |
| CHEVROLET (Continued) | | | | | |
| Trucks (Continued) | | | | | |
| 1973 DN-90, FN-90 | 4 | 630 | | 8C-3633 | — |
| 1973 HV, HY, JV, JY-70 | 8D | 880 | | 153-5720 | 101-4000 |
| 1973 MH-90, DI, FI, HI, JI-90 | 8D | 880 | {177} | 153-5720 | 101-4000 |
| 1973 WM-80 | 27 | 350 | | 153-5656 | 8C-3601 |
| 1973 WM-80 - Optional | 30H | 370 | | 8C-3627 | 8C-3601 |
| 1970-62 3 & 4 cyl. - Diesel | 4D | 635 | | 153-5710 | 153-5700 |
| 1970-62 6 cyl. - Diesel | 8D | 830 | | 153-5720 | 101-4000 |
| 1969-58 P Models | 24 | 350 | | 153-5656 | 8C-3600 |
| 5000-9500 | | | | | |
| 1986-80 C5D, C6D, C7D, CW6N, CW7N, P6T - Diesel, Optional | 31T | 580 | {177} | 175-4390 | 175-4370 |
| 1986-80 C5D, C6D, C7D, CW6N, CW7N, P6T - Optional | 31T | 625 | | 175-4390 | 175-4370 |
| | 71 | 390 | | 7X-6100(32) | 250-0489(32) |
| | 74 | 525 | | 153-5660 | 7X-6100 |
| 1986-80 C5D, C6D, C7D, CW6N, CW7N, P6T - Diesel | 74 | 525 | {15} | 153-5660 | 7X-6100 |
| 1986-80 C5D, C6D, C7D, CW6N, CW7N, P6T - Diesel, Optional | 78 | 540 | | 7X-6100 | 250-0489 |
| 1986-80 C5D, C6D, C7D, CW6N, CW7N, P6T - Optional | 78 | 540 | | 7X-6100 | 250-0489 |
| 1986-80 J8C, J9C, N9E, N9F, D9K, D9L | 31T | 625 | {70} | 175-4390 | 175-4370 |
| 1986-80 W4S, W7R - Diesel | 31T | 580 | {15} | 175-4390 | 175-4370 |
| 1985-80 P4T | 31T | 580 | | 175-4390 | 175-4370 |
| 1980 J8C, J9C, N9E, N9F, D9K, D9L | 73 | 460 | | 7X-6100(32) | 250-0489(32) |
| 1980 J8C, J9C, N9E, N9F, D9K, D9L - Optional | 74 | 525 | | 153-5660 | 7X-6100 |
| P-Series Motor Homes | | | | | |
| 2000-97 V8 7.4L | 78 | 600 | | 7X-6100 | 250-0486 |
| 2000-95 S-Series Utility Vehicle | 75 | 525 | | 7X-6100 | 250-0489 |
| 2000-94 V8 5.7L - Optional | 78 | 600 | | 7X-6100 | 250-0486 |
| 2000-93 S-Series Postal Truck | 78 | 600 | | 7X-6100 | 250-0486 |
| 2000-93 V8 5.7L - Optional | 31T | 750 | | 175-4390 | 175-4370 |
| 2000-87 V8 5.7L - Optional | 31T | 550 | | 175-4390 | 175-4370 |
| 1996-89 V8 5.7L | 75 | 525 | | 7X-6100 | 250-0489 |
| 1993-89 V8 5.7L - Optional | 78 | 630 | | 7X-6100 | 250-0486 |
| 1988-87 BP042 - Optional | 31T | 625 | {147} | 175-4390 | 175-4370 |
| | 78 | 515 | | 7X-6100 | 250-0489 |
| 1988-87 C5, C6, C7D042/64 - Optional | 31T | 625 | {177} | 175-4390 | 175-4370 |
| | 71 | 430 | | 7X-6100(32) | 250-0489(32) |
| | 78 | 515 | | 7X-6100 | 250-0489 |
| | 78 | 625 | {177} | 7X-6100 | 250-0486 |
| P-Series Step Vans | | | | | |
| 2000-97 V6 4.3L | 78 | 600 | | 7X-6100 | 250-0486 |
| 2000-97 V6 4.3L - Optional | 78 | 690 | | 7X-6100 | 250-0486 |
| 2000-97 V8 5.7L | 78 | 600 | | 7X-6100 | 250-0486 |
| 2000-97 V8 5.7L - Optional | 78 | 690 | | 7X-6100 | 250-0486 |
| 2000-97 V8 7.4L | 78 | 600 | | 7X-6100 | 250-0486 |
| 2000-97 V8-Cat 3116T - Diesel | 78 | 690 | {15} | 7X-6100 | 250-0486 |
| 2000-93 V8 6.5L - Diesel | 78 | 600 | {15} | 7X-6100 | 250-0486 |
| 1996-94 All Optional - LPG | 78 | 630 | | 7X-6100 | 250-0486 |
| 1996-89 V6 4.3L | 75 | 525 | | 7X-6100 | 250-0489 |
| 1996-89 V6 4.3L - Optional | 78 | 630 | | 7X-6100 | 250-0486 |
| 1996-89 V8 5.7L ex LPG | 75 | 580 | | 7X-6100 | — |
| 1991-89 V8 6.2L - Diesel | 78 | 540 | {15} | 7X-6100 | 250-0489 |
| 1989 V6 4.8L | 75 | 430 | | 7X-6100 | 250-0489 |

Trucks & Buses

CHEVROLET — DIAMOND T



IMPORTANT NOTE: BATTERIES CAN EXPLODE! Always wear safety glasses AND shield eyes when working around batteries. Always check for proper polarity and sufficient terminal clearance BEFORE final installation to avoid dangerous sparks, potential explosion, possible severe personal injury and/or expensive electrical system and/or vehicle/equipment damage or fire.

| MAKE EQUIPMENT TYPE YEAR / MODEL | O.E. BCI NO. | CCA @ ° F | Notes | REPLACEMENT | |
|---|--------------------|-----------------|-------|-------------|----------|
| | | | | Option 1 | Option 2 |
| CHEVROLET (Continued) | | | | | |
| S-Series | | | | | |
| 2000-93 Postal Truck | 78 | 600 | | 7X-6100 | 250-0486 |
| | 78 | 690 | | 7X-6100 | 250-0486 |
| 1998-95 Utility Vehicle | 75 | 525 | | 7X-6100 | 250-0489 |
| | 75 | 690 | | 7X-6100 | — |
| CORBITT | | | | | |
| 1954-50 All D Series | 7D | 900 | {70} | 8C-3635 | 8C-3633 |
| 1954-50 G-101, G-302 | 1 | 550 | {15} | 8C-3617 | — |
| 1954-50 G-301, G-401 thru G-603 | 4 | 750 | {147} | 8C-3633 | — |
| 1949-46 22, H22, 25, H25, 27, 28TD | 7D | 900 | {173} | 8C-3635 | 8C-3633 |
| 1949-46 22BG, H22BG, 22FG, 25TG, H25TG | 4 | 750 | {15} | 8C-3633 | — |
| 1949-46 28BG, 28FG, 28TG | 4 | 750 | {15} | 8C-3633 | — |
| 1949-46 All 18 Series, 22, H22TG, 25BG, 25FG | 1 | 550 | {15} | 8C-3617 | — |
| | 7D | 900 | {173} | 8C-3635 | 8C-3633 |
| CRANE CARRIER | | | | | |
| Class 8 Refuse | | | | | |
| 2010-04 LDT 2 Chassis | 31T | 925 | {15} | 175-4390 | 115-2422 |
| 2010-04 LET 2 Chassis | 31T | 925 | {15} | 175-4390 | 115-2422 |
| 2007-04 LCF 2 Chassis | 31T | 925 | {15} | 175-4390 | 115-2422 |
| Refuse Truck | | | | | |
| 2008-06 Packaged Front Loader | 31T | 925 | {173} | 175-4390 | 115-2422 |
| 2008 Packaged Side Loader | 31T | 1850 | {15} | — | — |
| 2007-06 Packaged Side Loader | 31T | 975 | {15} | — | — |
| Specialty | | | | | |
| 2008-06 3-5K Refuser Chassis | 31T | 925 | {15} | 175-4390 | 115-2422 |
| 2008-06 Airport Refueler | 31T | 925 | {15} | 175-4390 | 115-2422 |
| 2008-06 Redi-mix/material Hauler | 31T | 925 | {15} | 175-4390 | 115-2422 |
| 2008-06 Stinger | 31T | 925 | {15} | 175-4390 | 115-2422 |
| 2008 M2000 on Hwy. | 31T | 1850 | {15} | — | — |
| 2008 M4000 Tandem | 31T | 1850 | {15} | — | — |
| 2008 M878A2 Military | 31T | 1500 | {15} | — | — |
| 2007-06 M2000 on Hwy. | 31T | 925 | {15} | 175-4390 | 115-2422 |
| 2007-06 M4000 Tandem | 31T | 925 | {15} | 175-4390 | 115-2422 |
| 2007-06 M878A2 Military | 31T | 925 | {15} | 175-4390 | 115-2422 |
| 2006 Mobile Drilling | 31T | 925 | {15} | 175-4390 | 115-2422 |
| Trucks | | | | | |
| 1997-78 All | 31T | 750 | {70} | 175-4390 | 175-4370 |
| 1997-78 All - Optional | 31T | 950 | {70} | 175-4390 | 115-2422 |
| Specialty | | | | | |
| 2006 All Models ex. Cab Over | 31T | 925 | {173} | 175-4390 | 115-2422 |
| 2006 Cab Over Engine Specialty | 31T | 950 | {15} | 175-4390 | 115-2422 |
| DIAMOND REO TRUCKS | | | | | |
| OSTERLUND, INC. See also REO | | | | | |
| 1975-74 C-92, C-11 9 Cummins Diesel | 4 | 710 | {173} | 8C-3633 | — |
| 1975-74 C-92, C-11 9 w/DD 6-71N | 7D | 875 | {15} | 8C-3635 | 8C-3633 |
| 1975-72 C-116D - Cat. 1774C Cummins - DD 8V-71 | 4 | 710 | {173} | 8C-3633 | — |
| 1975-72 DD 12V-71N, DD 6-71N | 7D | 970 | | 8C-3635 | 8C-3633 |
| 1975-67 CO-54/88 - w/6-Volt, w/8-Volt | 4 | 710 | {70} | 8C-3633 | — |

| MAKE EQUIPMENT TYPE YEAR / MODEL | O.E. BCI NO. | CCA @ ° F | Notes | REPLACEMENT | |
|--|--------------------|-----------------|-------|-------------|--------------|
| | | | | Option 1 | Option 2 |
| DIAMOND REO TRUCKS (Continued) | | | | | |
| 1975-67 CO-54/88 - Optional, w/6-Volt, w/8-Volt | 7D | 970 | | 8C-3635 | 8C-3633 |
| 1975-67 CPB-42D, DC-101 w/DD 6V-71N | 4 | 710 | {70} | 8C-3633 | — |
| 1975 CF-60 - Diesel | 27 | 275 | {177} | 153-5656 | 8C-3601 |
| 1975 CF-60 5-cyl. | 27 | 270 | | 153-5656 | 8C-3601 |
| 1974-72 CF-65 | 30H | 390 | | 8C-3627 | 8C-3601 |
| 1974-72 CF-65 - Cummins Diesel | 4 | 710 | {173} | 8C-3633 | — |
| 1974-72 CF-65 - Optional | 7D | 875 | {173} | 8C-3635 | 8C-3633 |
| 1974-67 C-90, C-101 | 30H | 390 | | 8C-3627 | 8C-3601 |
| 1974-67 C-90, C-101 - Optional | 4 | 710 | {15} | 8C-3633 | — |
| 1974-67 C-90D, C-92D Cummins Diesel | 4 | 710 | {173} | 8C-3633 | — |
| 1974-67 C-90D, C-92D w/DD 6-71N | 7D | 875 | {15} | 8C-3635 | 8C-3633 |
| 1972-69 Perkins 6-354 | 3 | 500 | {15} | 8C-3629 | 8C-3617 |
| 1972-67 C-114D - Cat. 1673A Cummins - DD 8V-71N | 4 | 710 | {173} | 8C-3633 | — |
| 1972-67 C-50D | 4 | 710 | {173} | 8C-3633 | — |
| 1972-67 C-50D - w/DD 6-71N | 7D | 875 | {15} | 8C-3635 | 8C-3633 |
| 1972-67 CF-59 - Cummins | 2 | 520 | {173} | 153-5690 | 8C-3629 |
| 1972-67 CF-59 - 6 Cylinder | 27 | 390 | | 153-5656 | 8C-3601 |
| 1972-67 CF-59 w/DD 6V-71N | 7D | 875 | {15} | 8C-3635 | 8C-3633 |
| 1972-67 CF-68 V-8 | 24 | 270 | | 153-5656 | 8C-3600 |
| 1972-67 CF-83 - 6 Cylinder | 27 | 270 | | 153-5656 | 8C-3601 |
| 1972-67 CF-83 - Diesel | 7D | 875 | {15} | 8C-3635 | 8C-3633 |
| 1972-67 CF-83 V-8 | 30H | 390 | | 8C-3627 | 8C-3601 |
| 1972-67 CF-83D - Perkins | 3 | 500 | {15} | 8C-3629 | 8C-3617 |
| 1972-67 CF-83D Cummins Diesel | 4 | 710 | {70} | 8C-3633 | — |
| 1972-67 CPB-42 | 27 | 390 | | 153-5656 | 8C-3601 |
| 1972 C-180, C-190 DD 6V-53N, V8-210 | 7D | 875 | {15} | 8C-3635 | 8C-3633 |
| 1972 CF-68 - Cummins Diesel | 7D | 875 | {15} | 8C-3635 | 8C-3633 |
| 1972 CF-68 w/DD 4-53N | 4 | 710 | {15} | 8C-3633 | — |
| 1972 DD 4-53N | 4 | 710 | {15} | 8C-3633 | — |
| 1971-67 C-180, C-190 DD 6V-53N, V8-210 | 8D | 880 | | 153-5720 | 101-4000 |
| 1970-67 C-101, C-990D, CF-55 | 4 | 710 | {70} | 8C-3633 | — |
| 1970-67 C-90, C-101 | 4 | 710 | {70} | 8C-3633 | — |
| Giant | | | | | |
| 1988-80 C11642DF, C11644DB, C11666DB | 7D | 950 | {173} | 8C-3635 | 8C-3633 |
| 1988-78 C11664DB, C11664DBH, C11664DBT, C11664DF, C11642DB | 7D | 950 | {173} | 8C-3635 | 8C-3633 |
| DIAMOND T | | | | | |
| Buses | | | | | |
| 1965-60 4780 w/OH 200 Eng OH 200 Eng | 30H | 600 | | 8C-3627 | 127-0826{29} |
| 1965-60 All except 4780 w/OH 200 Eng | 27 | 500 | | 153-5656 | 8C-3601 |
| Trucks | | | | | |
| 1967-66 921, 921B, 921D, 921DB, 921DF, 921F, 921OH w/Cummins Eng | 4 | 650 | {15} | 8C-3633 | — |
| 1967-66 All AF models | 4 | 650 | {70} | 8C-3633 | — |
| 1967-66 DL-6000D, DL-7000D DD engine | 8D | 950 | | 153-5720 | 101-4000 |

{15} Two batteries required. For best results, replace both. {26} Replacement battery is wider than OE. Hold-down and/or tray replacement may be necessary.
 {29} Battery hold-down may need to be replaced and/or modified. Battery cable replacement may be necessary.
 {70} Two, Three or Four batteries required. For best results, replace all. {147} 1 Battery - Dual Battery Opt.
 {173} Requires 4 batteries. {176} Requires 1 or 4 batteries. {177} Requires 1, 2 or 3 batteries.

Trucks & Buses

DIAMOND T — DODGE

IMPORTANT NOTE: BATTERIES CAN EXPLODE! Always wear safety glasses AND shield eyes when working around batteries. Always check for proper polarity and sufficient terminal clearance BEFORE final installation to avoid dangerous sparks, potential explosion, possible severe personal injury and/or expensive electrical system and/or vehicle/equipment damage or fire.

| MAKE EQUIPMENT TYPE YEAR / MODEL | O.E. BCI NO. | CCA @ ° F | Notes | REPLACEMENT | |
|---|--------------------|-----------------|-------|--------------|--------------|
| | | | | Option 1 | Option 2 |
| DIAMOND T (Continued) | | | | | |
| Trucks (Continued) | | | | | |
| 1967-66 Models 1044 thru 1096 Other Engs | 4 | 650 | {15} | 8C-3633 | — |
| 1967-66 Models 1044 thru 1096 DD engine | 7D | 850 | {15} | 8C-3635 | 8C-3633 |
| 1967-66 Models D-6000 thru D-7300 | 30H | 600 | | 8C-3627 | 127-0826(29) |
| 1967-66 Models DF-3000D thru C-5780D - Perkins | 3 | 550 | {15} | 8C-3629 | 8C-3617 |
| | 4 | 650 | {70} | 8C-3633 | — |
| 1967-66 P-2000 thru P-5560 | 27 | 500 | | 153-5656 | 8C-3601 |
| 1967-66 P-2000D, P-3000D, P-4000D - Perkins | 3 | 550 | {15} | 8C-3629 | 8C-3617 |
| 1967-66 P-2000D, P-3000D, P-4000D Cummins Engine | 4 | 650 | {15} | 8C-3633 | — |
| 1967-66 P-4300D thru P-5560D DD engine | 8D | 950 | | 153-5720 | 101-4000 |
| 1967-66 P-4560 thru P-5560 DT8-250 engine | 30H | 600 | | 8C-3627 | 127-0826(29) |
| 1967-63 Models D-3000 thru D-5780 | 27 | 500 | | 153-5656 | 8C-3601 |
| 1967-63 Models D-3000 thru D-5780 - OH 200 Eng | 30H | 600 | | 8C-3627 | 127-0826(29) |
| 1967-59 923D if mounted back of cab | 7D | 850 | {173} | 8C-3635 | 8C-3633 |
| 1967-59 923D, 990 | 5D | 700 | {173} | 8C-3633 | — |
| 1967-59 Models 923 thru 933, ex. 923D | 4D | 750 | {173} | 153-5710 | 153-5700 |
| 1967-51 921, 921B, 921D, 921DB, 921DF, 921F, 921OH | 5D | 700 | {173} | 8C-3633 | — |
| 1967-51 Models 920 | 7D | 850 | | 8C-3635 | 8C-3633 |
| 1965-63 P-2000 thru P-5400, Q-4300, Q-5300 | 27 | 500 | | 153-5656 | 8C-3601 |
| 1965-63 P-2000 thru P-5400, Q-4300, Q-5300 OH 200 Eng | 30H | 600 | | 8C-3627 | 127-0826(29) |
| 1965-63 P-2000D thru P-5400D | 4 | 650 | {15} | 8C-3633 | — |
| 1965-59 534, 634, 734 Series, 738CG, 838CG | 27 | 500 | | 153-5656 | 8C-3601 |
| 1965-59 534, 634, 734 Series, 738CG, 838CG OH 200 Eng | 30H | 600 | | 8C-3627 | 127-0826(29) |
| 1965-55 433CG | 4 | 650 | {147} | 8C-3633 | — |
| 1962-60 Models 2000 thru D-7320 | 27 | 500 | | 153-5656 | 8C-3601 |
| 1961-55 All 800 Series except 838CG | 4 | 650 | {147} | 8C-3633 | — |
| 1961-55 All other 700 Series | 4 | 650 | {147} | 8C-3633 | — |
| 1961-54 723C, 723CJT | 4D | 750 | {173} | 153-5710 | 153-5700 |
| 1961-51 660, Models 720 thru 723JT | 5D | 700 | {176} | 8C-3633 | — |
| 1961-51 720, 720C under seat | 4 | 650 | | 8C-3633 | — |
| 1959-58 530C, 531, 532, 532C | 32N | 330 | | 250-0487(26) | — |
| 1959-52 Models 323 thru 431 | 2 | 550 | | 153-5690 | 8C-3629 |
| 1959-51 All 950 models | 7D | 850 | {173} | 8C-3635 | 8C-3633 |
| 1957-52 Models 622 thru 630, 662 | 4 | 650 | {147} | 8C-3633 | — |
| DIVCO | | | | | |
| 1967-41 All - Diesel | 27 | 500 | {15} | 153-5656 | 8C-3601 |

| MAKE EQUIPMENT TYPE YEAR / MODEL | O.E. BCI NO. | CCA @ ° F | Notes | REPLACEMENT | |
|---|--------------------|-----------------|-------|-------------|----------|
| | | | | Option 1 | Option 2 |
| DODGE | | | | | |
| Early Models | | | | | |
| 1962-56 All | 24 | 500 | | 153-5656 | 8C-3600 |
| 1955-48 All | 2 | 600 | | 153-5690 | 8C-3629 |
| Motor Homes | | | | | |
| 1981-80 V8 360 | 25 | 425 | | 8C-3600 | 250-0489 |
| 1981-80 V8 440 | 27 | 500 | | 153-5656 | 8C-3601 |
| 1979-69 M-300, RM-300, RM-350 | 27 | 440 | | 153-5656 | 8C-3601 |
| 1979-69 M-300, RM-300, RM-350 - Optional | 30H | 385 | | 8C-3627 | 8C-3601 |
| School Buses | | | | | |
| A-8 Series | | | | | |
| 1969-63 S-400, S-500, S-600 - w/361 Eng | 30H | 385 | | 8C-3627 | 8C-3601 |
| 1968-63 S-400, S-500, S-600 | 27 | 500 | | 153-5656 | 8C-3601 |
| S-6 Series | | | | | |
| 1978-66 S-500, S-600, S-700 | 30H | 385 | | 8C-3627 | 8C-3601 |
| 1969-66 S-400, S-500, S-600 | 30H | 385 | | 8C-3627 | 8C-3601 |
| Trucks | | | | | |
| 1981-80 M-500 | 25 | 430 | | 8C-3600 | 250-0489 |
| | 27 | 500 | | 153-5656 | 8C-3601 |
| 1981-80 M-500 - Optional | 27 | 500 | | 153-5656 | 8C-3601 |
| 1981-80 M-600 | 25 | 430 | | 8C-3600 | 250-0489 |
| | 27 | 500 | | 153-5656 | 8C-3601 |
| 1981-80 M-600 - Optional | 27 | 500 | | 153-5656 | 8C-3601 |
| 1981-80 RM-400 | 25 | 430 | | 8C-3600 | 250-0489 |
| | 27 | 500 | | 153-5656 | 8C-3601 |
| 1981-80 RM-400 - Optional | 27 | 500 | | 153-5656 | 8C-3601 |
| 1979-76 M-500 | 30H | 385 | | 8C-3627 | 8C-3601 |
| 1979-76 M-600 | 30H | 385 | | 8C-3627 | 8C-3601 |
| 1979-76 RM-400 | 30H | 385 | | 8C-3627 | 8C-3601 |
| 1979-69 C-500, C-600, C-700, C-800, CT-700, CT-800 | 24 | 375 | | 153-5656 | 8C-3600 |
| 1979-69 C-500, C-600, C-700, C-800, CT-700, CT-800 - Optional | 27 | 440 | | 153-5656 | 8C-3601 |
| 1978 360-3 Eng, 440-3 Eng M3 model | 27 | 440 | | 153-5656 | 8C-3601 |
| 1978 360-3 Eng, 440-3 Eng Optional, M3 model | 30H | 385 | | 8C-3627 | 8C-3601 |
| 1978 CB, MB, MBL Exc 440 Eng. | 24 | 375 | | 153-5656 | 8C-3600 |
| 1978 M4, M5 | 30H | 385 | | 8C-3627 | 8C-3601 |
| 1978 MBH model - Diesel | 27 | 500 | {147} | 153-5656 | 8C-3601 |
| 1977-69 413 Eng, 478 Eng, 549 Eng | 27 | 440 | | 153-5656 | 8C-3601 |
| 1977-69 D-100, D-200, D-300, D-400, D-500, D-600 | 24 | 375 | | 153-5656 | 8C-3600 |
| 1977-69 D-100, D-200, D-300, D-400, D-500, D-600 - Optional | 27 | 440 | | 153-5656 | 8C-3601 |
| 1977-69 D-700, D-800 w/361 Eng | 24 | 375 | | 153-5656 | 8C-3600 |
| 1977-69 D-700, D-800 Optional, w/361 Eng | 27 | 440 | | 153-5656 | 8C-3601 |
| 1977-69 W-400 thru W-600 | 24 | 375 | | 153-5656 | 8C-3600 |
| 1977-69 W-400 thru W-600 Optional | 27 | 440 | | 153-5656 | 8C-3601 |
| 1975-69 CN-900, CNT-900 | 4 | 700 | {173} | 8C-3633 | — |
| 1975-69 CT-900, C-1000 | 27 | 440 | | 153-5656 | 8C-3601 |
| 1975-69 CT-900, C-1000 Optional | 30H | 390 | | 8C-3627 | 8C-3601 |

Trucks & Buses

DODGE — FORD



IMPORTANT NOTE: BATTERIES CAN EXPLODE! Always wear safety glasses AND shield eyes when working around batteries. Always check for proper polarity and sufficient terminal clearance BEFORE final installation to avoid dangerous sparks, potential explosion, possible severe personal injury and/or expensive electrical system and/or vehicle/equipment damage or fire.

| MAKE EQUIPMENT TYPE YEAR / MODEL | O.E. BCI NO. | CCA @ ° F | Notes | REPLACEMENT | |
|--|--------------------|-----------------|-------|-------------|----------|
| | | | | Option 1 | Option 2 |
| DODGE (Continued) | | | | | |
| Trucks (Continued) | | | | | |
| 1975-69 L-600, L-700 | 24 | 375 | | 153-5656 | 8C-3600 |
| 1975-69 L-600, L-700 - Optional | 27 | 440 | | 153-5656 | 8C-3601 |
| 1974-69 P-200, P-300, P-400 | 24 | 440 | | 153-5656 | 8C-3600 |
| 1971-69 LN-1000, LV-1000, LNT-1000, LS-1000, LT-1000, LVT-1000 | 4 | 700 | {173} | 8C-3633 | — |
| 1968-56 All - Optional | 27 | 440 | | 153-5656 | 8C-3601 |
| 1968-56 All except C-3-DU & C-3-EU | 24 | 375 | | 153-5656 | 8C-3600 |
| 1968-56 C-3-DU, C-3-EU | 1 | 550 | | 8C-3617 | — |
| 1955-54 All except C1-Y6 | 1 | 550 | | 8C-3617 | — |
| 1955-54 C1-Y6 | 4 | 650 | | 8C-3633 | — |
| DUPLEX | | | | | |
| 1968-57 1200D, 1600D | 3 | 625 | {15} | 8C-3629 | 8C-3617 |
| 1968-57 Beaver | 24 | 375 | | 153-5656 | 8C-3600 |
| 1968-57 LC-220, LC-600 | 4 | 750 | {173} | 8C-3633 | — |
| 1956-44 HRG6X4, T-20, T-250 | 6D | 800 | | 153-5710 | 153-5700 |
| 1956-44 TH, WC244 | 1 | 550 | | 8C-3617 | — |
| EMERGENCY ONE | | | | | |
| Class 8 Fire/Crash | | | | | |
| 2010-96 Cyclone II | 31T | 650 | {173} | 175-4390 | 175-4370 |
| 2010-07 Quest | 31T | 650 | {173} | 175-4390 | 175-4370 |
| 2010-02 Hush | 31T | 650 | {173} | 175-4390 | 175-4370 |
| 2010-02 Typhoon | 31T | 650 | {173} | 175-4390 | 175-4370 |
| 2010-00 Hurricane | 31T | 650 | {173} | 175-4390 | 175-4370 |
| EUCLID | | | | | |
| Trucks | | | | | |
| 1968-62 w/Air start | 4D | 600 | | 153-5710 | 153-5700 |
| 1968-52 All except Air start | 8D | 950 | {147} | 153-5720 | 101-4000 |
| 1961-52 w/Air start | 3T | 600 | | 8C-3635 | — |
| FEDERAL | | | | | |
| 1958-57 All - Diesel | 5D | 850 | {15} | 8C-3633 | — |
| 1956-52 C-11 thru CC-35, RB-451, 400R, 500R, 600R | 4 | 750 | {147} | 8C-3633 | — |
| 1955-52 1500 Series | 1 | 550 | | 8C-3617 | — |
| 1955-52 3400 thru 6500 Series | 4 | 750 | | 8C-3633 | — |
| 1955-50 1600 thru 3000 Series | 3 | 600 | | 8C-3629 | 8C-3617 |
| 1954-53 TT-11 | 8D | 950 | | 153-5720 | 101-4000 |
| 1954 NC, NC100M | 3 | 625 | {15} | 8C-3629 | 8C-3617 |
| FITZJOHN | | | | | |
| Buses | | | | | |
| 1958-50 FID, FTD - Hercules engine | 8D | 950 | | 153-5720 | 101-4000 |
| 1956-55 JBS-600 - Cummins Diesel | 4D | 600 | {15} | 153-5710 | 153-5700 |
| 1956-53 540 - IHC engine | 4D | 600 | | 153-5710 | 153-5700 |
| 1956-53 540 - Cummins Diesel | 8D | 950 | | 153-5720 | 101-4000 |
| 1956-50 FID, FIG, FTG | 4D | 600 | {147} | 153-5710 | 153-5700 |
| 1956-50 FID, FTD | 4D | 600 | {147} | 153-5710 | 153-5700 |
| FORD | | | | | |
| 1997 CF - Spill resistant battery only | 31T | 625 | | 175-4390 | 175-4370 |
| 1996 CF | 31T | 625 | | 175-4390 | 175-4370 |
| 1996 LN - Diesel | 31T | 625 | {70} | 175-4390 | 175-4370 |

| MAKE EQUIPMENT TYPE YEAR / MODEL | O.E. BCI NO. | CCA @ ° F | Notes | REPLACEMENT | |
|--|--------------------|-----------------|-----------|--------------|----------|
| | | | | Option 1 | Option 2 |
| FORD (Continued) | | | | | |
| 1995 CF - Spill resistant battery only | 31T | 625 | | 175-4390 | 175-4370 |
| 1994-90 CF | 31T | 625 | | 175-4390 | 175-4370 |
| 1994 LN - Diesel | 31T | 625 | {70} | 175-4390 | 175-4370 |
| 1993-87 LN | 63 | 450 | | 8C-3611 | — |
| 1991 LN - Diesel | 31T | 625 | {70} | 175-4390 | 175-4370 |
| 1989-88 School Bus Chassis | 64 | 525 | {70} | — | — |
| 1989-86 School Bus Chassis | 62 | 380 | | 8C-3611 | — |
| 1989 LN - Diesel | 31T | 625 | {70} | 175-4390 | 175-4370 |
| 1988 CF | 31T | 625 | | 175-4390 | 175-4370 |
| 1987 LN - Diesel | 31T | 625 | {70} | 175-4390 | 175-4370 |
| 1986 CF | 31T | 625 | | 175-4390 | 175-4370 |
| 1985-80 LN | 63 | 450 | | 8C-3611 | — |
| 1985 LN - Diesel | 31T | 625 | {70} | 175-4390 | 175-4370 |
| 1983-80 School Bus Chassis | 62 | 380 | | 8C-3611 | — |
| 1983 LN - Diesel | 31T | 625 | {70} | 175-4390 | 175-4370 |
| 1982 School Bus Chassis | 64 | 525 | {70} | — | — |
| 1980 LN - Diesel | 31T | 625 | {70} | 175-4390 | 175-4370 |
| 1965-62 Station Bus | 27F | 530 | | 8C-3602 | 3T-5858 |
| Buses | | | | | |
| 1997-94 All - Diesel | 24 | 600 | {177;182} | 153-5656 | 3T-5857 |
| 1997-94 All - Diesel, Optional | 31T | 625 | {177} | 175-4390 | 175-4370 |
| | 31T | 900 | {15} | 175-4390 | 115-2422 |
| 1997-83 All w/6.1L, 7.0L Eng | 62 | 380 | | 8C-3611 | — |
| 1997-83 All w/6.1L, 7.0L Eng - Optional | 64 | 535 | | — | — |
| 1993-86 All - Diesel | 64 | 525 | {177} | — | — |
| 1985-83 All w/8.2L eng. - Diesel | 64 | 525 | {177} | — | — |
| 1985-83 B7000 - Diesel, Cat. Eng | 31T | 655 | {177} | 175-4390 | 175-4370 |
| 1983-80 B-600, B-700 | 63 | 450 | | 8C-3611 | — |
| 1983-80 B-600, B-700 - Optional | 64 | 535 | | — | — |
| 1983-80 B6000, B7000 - Diesel | 64 | 525 | | — | — |
| 1983 B7000 - Diesel | 64 | 525 | | — | — |
| 1979-75 B-500 to B-850 | 27F | 530 | | 8C-3602 | 3T-5858 |
| 1977-75 B6000, B-7000, B-8000 - Diesel | 31T | 655 | | 175-4390 | 175-4370 |
| 1977-75 B6000, B-7000, B-8000 Diesel, Optional | 8D | 1135 | | 153-5720 | 101-4000 |
| 1977-75 B7000 - Diesel | 31T | 655 | | 175-4390 | 175-4370 |
| 1977-75 B7000 - Diesel, Optional | 8D | 1135 | | 153-5720 | 101-4000 |
| 1977-75 B8000 - Diesel | 31T | 655 | | 175-4390 | 175-4370 |
| 1977-75 B8000 - Diesel, Optional | 8D | 1135 | | 153-5720 | 101-4000 |
| 1977-59 All | 27F | 530 | | 8C-3602 | 3T-5858 |
| 1958-56 All | 32N | 300 | | 250-0487{26} | — |
| 1955-53 All | 2F | 500 | | 8C-3617 | — |
| Early Models | | | | | |
| 1964-58 L-7000, L-8000 | 22F | 290 | | 3T-5859 | 250-0489 |
| | 24F | 350 | | 3T-5858 | 250-0489 |
| | 27F | 435 | | 8C-3602 | 3T-5858 |
| | 29NF | 390 | | 250-0487{26} | — |
| | 32N | 330 | | 250-0487{26} | — |
| Trucks | | | | | |
| 2010-04 LCF | 31T | 925 | {173} | 175-4390 | 115-2422 |
| 1985-80 L-600, LN-600, LN-700, L-800 | 63 | 450 | | 8C-3611 | — |
| 1985-80 L-600, LN-600, LN-700, L-800 - Optional | 64 | 525 | | — | — |
| 1985-80 L-700 | 63 | 450 | | 8C-3611 | — |

{15} Two batteries required. For best results, replace both. {26} Replacement battery is wider than OE. Hold-down and/or tray replacement may be necessary.
 {29} Battery hold-down may need to be replaced and/or modified. Battery cable replacement may be necessary.
 {70} Two, Three or Four batteries required. For best results, replace all. {147} 1 Battery - Dual Battery Opt. {173} Requires 4 batteries.
 {177} Requires 1, 2 or 3 batteries. {181} Requires 3 batteries. {182} Special Grp. 24 batt. w/ center mounted terminals required.

Trucks & Buses FORD

IMPORTANT NOTE: BATTERIES CAN EXPLODE! Always wear safety glasses AND shield eyes when working around batteries. Always check for proper polarity and sufficient terminal clearance BEFORE final installation to avoid dangerous sparks, potential explosion, possible severe personal injury and/or expensive electrical system and/or vehicle/equipment damage or fire.

| MAKE EQUIPMENT TYPE YEAR / MODEL | O.E. BCI NO. | CCA @ ° F | Notes | REPLACEMENT | |
|---|--------------------|-----------------|-------|-------------|--------------|
| | | | | Option 1 | Option 2 |
| FORD (Continued) | | | | | |
| Trucks (Continued) | | | | | |
| 1985-80 L-700 - Optional | 64 | 535 | | — | — |
| 1985-80 L-900 | 64 | 525 | | — | — |
| 1985-80 LN600 | 63 | 450 | | 8C-3611 | — |
| 1985-80 LN600 - Optional | 64 | 535 | | — | — |
| 1985-80 LN700 | 63 | 450 | | 8C-3611 | — |
| 1985-80 LN700 - Optional | 64 | 535 | | — | — |
| 1979-78 L-800, LT-800, LTS-800, LN-800, LNT-800, LNT-900 | 27F | 530 | | 8C-3602 | 3T-5858 |
| 1979-78 L-800, LT-800, LTS-800, LN-800, LNT-800, LNT-900 - Optional | 30H | 655 | | 8C-3627 | 127-0826(29) |
| 1979-78 L-900 | 27F | 540 | | 8C-3602 | 3T-5858 |
| 1979-78 L-900 - Optional | 29H | 655 | | 8C-3627 | — |
| 1979-78 LN-600 | 24F | 525 | | 3T-5858 | 250-0489 |
| 1979-78 LN-700 | 27F | 530 | | 8C-3602 | 3T-5858 |
| 1979-78 LN700 | 27F | 540 | | 8C-3602 | 3T-5858 |
| 1979-76 LN600 | 24F | 525 | | 3T-5858 | 250-0489 |
| 1977-65 LN-500, LN-600, LN-700 | 24F | 350 | | 3T-5858 | 250-0489 |
| 1977-65 LN-600 w/ 300 330 Eng | 24F | 525 | | 3T-5858 | 250-0489 |
| 1977-65 LN-750, L-800, LN-800, LT-900, LNT-900, LTS-900 | 27F | 530 | | 8C-3602 | 3T-5858 |
| 7000, 8000 Series | | | | | |
| 1998-94 All - Diesel, Ford engine | 24 | 600 | {177} | 153-5656 | 3T-5857 |
| 1993-87 All - Diesel, Ford engine | 64 | 525 | {177} | — | — |
| 1990-89 Cat. 3208 Eng - Diesel | 31T | 625 | {177} | 175-4390 | 175-4370 |
| 9000 Series | | | | | |
| 1998-94 Cat. 3176 Eng Diesel, Optional | 31T | 900 | {15} | 175-4390 | 115-2422 |
| 1998-94 Cat. 3306 Eng Diesel, Optional | 31T | 900 | {177} | 175-4390 | 115-2422 |
| 1998-94 Cat. 3406 Eng - Diesel | 31T | 625 | {177} | 175-4390 | 175-4370 |
| 1998-94 Cat. 3406 Eng Diesel, Optional | 31T | 900 | {177} | 175-4390 | 115-2422 |
| 1998-94 Cummins L-10 Eng Diesel, Optional | 31T | 625 | {177} | 175-4390 | 175-4370 |
| | 31T | 900 | {15} | 175-4390 | 115-2422 |
| 1998-94 Cummins M-11 Eng - Diesel | 31T | 625 | {70} | 175-4390 | 175-4370 |
| | 31T | 900 | {15} | 175-4390 | 115-2422 |
| 1998-94 Cummins N-14 Eng - Diesel | 31T | 900 | {15} | 175-4390 | 115-2422 |
| 1998-94 DDC Series 60 Diesel, Optional | 31T | 900 | {181} | 175-4390 | 115-2422 |
| | 61 | 625 | {70} | — | — |
| 1998-94 LS-9000 - Diesel, Optional | 31T | 900 | {15} | 175-4390 | 115-2422 |
| 1998-92 Cummins N-14 Eng Diesel | 31T | 625 | {70} | 175-4390 | 175-4370 |
| 1998-90 Cat. 3176 Eng - Diesel | 31T | 625 | {70} | 175-4390 | 175-4370 |
| 1998-89 Cat. 3306 Eng - Diesel | 31T | 625 | {70} | 175-4390 | 175-4370 |
| 1998-89 Cummins L-10 Eng Diesel | 31T | 625 | {70} | 175-4390 | 175-4370 |
| 1998-89 LS-9000 - Diesel | 31T | 625 | {181} | 175-4390 | 175-4370 |
| 1993-92 Cummins N-14 Eng Diesel | 31T | 550 | {70} | 175-4390 | 175-4370 |
| 1993-90 Cat. 3176 Eng Diesel, Optional | 31T | 950 | {70} | 175-4390 | 115-2422 |
| 1993-89 Cat. 3406 Eng - Diesel | 31T | 550 | {70} | 175-4390 | 175-4370 |

| MAKE EQUIPMENT TYPE YEAR / MODEL | O.E. BCI NO. | CCA @ ° F | Notes | REPLACEMENT | |
|---|--------------------|-----------------|----------|-------------|----------|
| | | | | Option 1 | Option 2 |
| FORD (Continued) | | | | | |
| 9000 Series (Continued) | | | | | |
| 1993-89 Cummins L-10 Eng Diesel | 31T | 550 | {70} | 175-4390 | 175-4370 |
| 1991-89 Cummins Formula Eng Diesel | 31T | 550 | {70} | 175-4390 | 175-4370 |
| 1991-89 Cummins Formula Eng Diesel, Optional | 31T | 625 | {70} | 175-4390 | 175-4370 |
| 1991-89 Cummins NTC Eng Diesel | 31T | 550 | {70} | 175-4390 | 175-4370 |
| 1991-89 Cummins NTC Eng Diesel, Optional | 31T | 625 | {70} | 175-4390 | 175-4370 |
| 1988-87 Cat. 3406 Eng - Diesel | 31T | 655 | {70} | 175-4390 | 175-4370 |
| 1988-87 Cummins Formula Eng Diesel | 31T | 655 | {70} | 175-4390 | 175-4370 |
| 1988-87 Cummins L-10 Eng - Diesel | 31T | 655 | {70} | 175-4390 | 175-4370 |
| 1988-87 LS-9000 - Diesel | 31T | 650 | {15} | 175-4390 | 175-4370 |
| 1982-80 L-7000, L-8000 - Diesel | 64 | 475 | {70} | — | — |
| 1979-78 L, LT, LTS, LN, LNT-9000 - Diesel | 31T | 655 | {70} | 175-4390 | 175-4370 |
| 1979-78 L, LT, LTS, LN, LNT-9000 Diesel, Optional | 4 | 775 | {70} | 8C-3633 | — |
| | 4D | 855 | {70} | 153-5710 | 153-5700 |
| 1979-78 L, LT, LTS, LNT-8000 - Diesel | 31T | 655 | {70} | 175-4390 | 175-4370 |
| 1979-78 L, LT, LTS, LNT-8000 Diesel, Optional | 4 | 775 | {70} | 8C-3633 | — |
| 1979-78 LN-7000, LN-8000 - Diesel | 31T | 655 | {70} | 175-4390 | 175-4370 |
| 1979-78 LN-7000, LN-8000 Diesel, Optional | 4D | 855 | {70} | 153-5710 | 153-5700 |
| 1977-75 L, LT, LNT, LST-9000 Diesel | 31T | 655 | {70} | 175-4390 | 175-4370 |
| 1977-75 L, LT, LNT, LST-9000 Diesel, Cummins Diesel | 4 | 775 | {173} | 8C-3633 | — |
| 1977-75 L, LT, LNT, LST-9000 Diesel, Optional | 4 | 775 | {173} | 8C-3633 | — |
| 1977-75 L, LT, LNT, LST-9000 Diesel, Optional, Cat. Eng | 8D | 1135 | | 153-5720 | 101-4000 |
| 1977-75 L, LT, LNT, LTS-8000 Diesel | 31T | 655 | {70} | 175-4390 | 175-4370 |
| 1977-75 L, LT, LNT, LTS-8000 Diesel, Cummins Diesel | 4 | 775 | {173} | 8C-3633 | — |
| 1977-75 L, LT, LNT, LTS-8000 Diesel, Optional, Cat. Eng | 8D | 1135 | | 153-5720 | 101-4000 |
| Aeromax, Louisville | | | | | |
| 1998-96 8500 w/FD-1460 Eng - Diesel | 31T | 600 | {181} | 175-4390 | 175-4370 |
| | 31T | 625 | {181} | 175-4390 | 175-4370 |
| | 31T | 900 | {181} | 175-4390 | 115-2422 |
| 1998-96 All - Diesel | 31T | 625 | {15} | 175-4390 | 175-4370 |
| 1998-96 Cat. 3306 Eng - Diesel | 31T | 625 | {15} | 175-4390 | 175-4370 |
| | 31T | 900 | {15} | 175-4390 | 115-2422 |
| 1998-96 DDC Series 60 - Diesel | 31T | 625 | {70} | 175-4390 | 175-4370 |
| | 31T | 900 | {181} | 175-4390 | 115-2422 |
| 1998-96 w/other engines Diesel | 31T | 600 | {15} | 175-4390 | 175-4370 |
| B Series | | | | | |
| 1997-94 B-600, B-700 - Diesel | 24 | 600 | {15;182} | 153-5656 | 3T-5857 |

Trucks & Buses

FORD



IMPORTANT NOTE: BATTERIES CAN EXPLODE! Always wear safety glasses AND shield eyes when working around batteries. Always check for proper polarity and sufficient terminal clearance BEFORE final installation to avoid dangerous sparks, potential explosion, possible severe personal injury and/or expensive electrical system and/or vehicle/equipment damage or fire.

| MAKE EQUIPMENT TYPE YEAR / MODEL | O.E. BCI NO. | CCA @ ° F | Notes | REPLACEMENT | |
|--|--------------------|-----------------|-----------|-------------|--------------|
| | | | | Option 1 | Option 2 |
| FORD (Continued) | | | | | |
| C, CT Series | | | | | |
| 1997-94 C Series - Diesel | 24 | 600 | {15} | 153-5656 | 3T-5857 |
| | 31T | 625 | {15} | 175-4390 | 175-4370 |
| 1997-94 C Series - Diesel, Optional | 31T | 900 | {15} | 175-4390 | 115-2422 |
| 1990-87 All w/Cat. 3208 Eng - Diesel | 31T | 655 | {177} | 175-4390 | 175-4370 |
| 1988-87 All w/8.2L Eng - Diesel | 64 | 525 | {177} | — | — |
| 1986-83 C-7000 - Diesel, Cat. Eng | 31T | 655 | {177} | 175-4390 | 175-4370 |
| 1986-80 C-600, C-700, C-750, C-800 | 62 | 380 | | 8C-3611 | — |
| 1986-80 C-600, C-700, C-750, C-800 - Optional | 64 | 525 | | — | — |
| 1986-80 C-900 | 64 | 525 | | — | — |
| 1982-80 C-7000, C-8000 - Diesel | 64 | 525 | {177} | — | — |
| 1979-78 C-600, C-700, C-800, CT-800, CT-900 | 27F | 530 | | 8C-3602 | 3T-5858 |
| 1979-78 C-600, C-700, C-800, CT-800, CT-900 Optional | 30H | 655 | | 8C-3627 | 127-0826{29} |
| 1979-78 C-7000, CT-8000 Diesel | 31T | 655 | {147} | 175-4390 | 175-4370 |
| 1979-78 C-7000, CT-8000 Diesel, Optional | 4D | 855 | {147} | 153-5710 | 153-5700 |
| 1978-72 C-7000, C-8000 Diesel, Optional | 4D | 700 | {15} | 153-5710 | 153-5700 |
| | 8D | 900 | {147} | 153-5720 | 101-4000 |
| 1978 C-7000, CT-8000 Diesel, Optional | 4D | 700 | {15} | 153-5710 | 153-5700 |
| | 8D | 900 | {147} | 153-5720 | 101-4000 |
| 1977-75 C-600, C-700 | 27F | 530 | | 8C-3602 | 3T-5858 |
| 1977-75 C-6000, C-7000 Diesel | 31T | 655 | {147} | 175-4390 | 175-4370 |
| 1977-75 C-6000, C-7000 Diesel, Optional | 8D | 1135 | {147} | 153-5720 | 101-4000 |
| 1977-75 C-7000, C-8000 Diesel | 31T | 655 | {147} | 175-4390 | 175-4370 |
| 1977-75 C-7000, C-8000 Diesel, Optional | 8D | 1135 | {147} | 153-5720 | 101-4000 |
| 1977-72 C-750, C-800, C-900 | 27F | 530 | | 8C-3602 | 3T-5858 |
| 1977-72 C-800, C-900, CT-800, CT-900 | 27F | 530 | | 8C-3602 | 3T-5858 |
| 1977-64 C-800, C-900, CT-800, CT-900 | 27F | 415 | | 8C-3602 | 3T-5858 |
| 1975-72 C-750, C-800, C-900 | 24F | 350 | | 3T-5858 | 250-0489 |
| 1975-65 C-500, C-600, C-700, C-750 | 24F | 350 | | 3T-5858 | 250-0489 |
| 1975 C-600, C-700 | 24F | 350 | | 3T-5858 | 250-0489 |
| 1971-68 C-6000, C-7000 - Diesel | 30H | 545 | {15} | 8C-3627 | 8C-3601 |
| 1971-68 C-6000, C-7000 Diesel, Optional | 8D | 900 | | 153-5720 | 101-4000 |
| 1968-65 All - Diesel | 27F | 500 | | 8C-3602 | 3T-5858 |
| 1964-62 C-550, C-600, C-700 | 30H | 655 | | 8C-3627 | 127-0826{29} |
| CF, CFT, CL, CLT, Cargo Series | | | | | |
| 1997-94 All - Diesel | 24 | 600 | {177;182} | 153-5656 | 3T-5857 |
| 1997-94 All - Diesel, Optional | 31T | 900 | {15} | 175-4390 | 115-2422 |

| MAKE EQUIPMENT TYPE YEAR / MODEL | O.E. BCI NO. | CCA @ ° F | Notes | REPLACEMENT | |
|---|--------------------|-----------------|---------|-------------|----------|
| | | | | Option 1 | Option 2 |
| FORD (Continued) | | | | | |
| CF, CFT, CL, CLT, Cargo Series (Continued) | | | | | |
| 1995-94 All - Diesel, Optional | 31T | 625 | {177} | 175-4390 | 175-4370 |
| 1993-87 All - Diesel | 64 | 525 | {177} | — | — |
| 1993-87 All CL9000, CLT9000 - Diesel | 31T | 625 | {70} | 175-4390 | 175-4370 |
| F, FT Series | | | | | |
| 2008 F - Diesel | 65 | 650 | | 230-6368 | 250-0484 |
| 2008 F - Optional | 65 | 650 | | 230-6368 | 250-0484 |
| | 65 | 750 | | 230-6368 | — |
| 2006 F-550 | 31T | 650 | {173} | 175-4390 | 175-4370 |
| 2006 F-650 & F-750 | 31T | 625 | {181} | 175-4390 | 175-4370 |
| 2006 F-650 & F-750 Optional | 31T | 900 | {181} | 175-4390 | 115-2422 |
| 1997-95 F Series | 62 | 380 | | 8C-3611 | — |
| | 64 | 535 | | — | — |
| 1997-94 All - Diesel | 31T | 625 | {3;177} | 175-4390 | 175-4370 |
| 1997-94 All - Diesel, Optional | 31T | 900 | {15} | 175-4390 | 115-2422 |
| 1994-80 F-600, F-700, F-800 All w/ 6.1L, 7.0L Eng | 62 | 380 | | 8C-3611 | — |
| 1994 F | 31T | 900 | {70} | 175-4390 | 115-2422 |
| 1993-92 F | 31T | 650 | {70} | 175-4390 | 175-4370 |
| 1993-87 All w/Ford eng. Diesel | 64 | 525 | {177} | — | — |
| 1987-83 All w/Cat. 3208 & 3406 - Diesel | 31T | 655 | {177} | 175-4390 | 175-4370 |
| 1986-80 F-600, F-700, F-800 Optional, All w/ 6.1L, 7.0L Eng | 64 | 525 | | — | — |
| 1982-80 F-6000, F-7000, F-8000 - Diesel | 64 | 525 | | — | — |
| 1979-78 F-7000, F-8000 - Diesel | 31T | 655 | {176} | 175-4390 | 175-4370 |
| 1979-78 F-7000, F-8000 Diesel, Optional | 4D | 855 | {176} | 153-5710 | 153-5700 |
| 1979-65 F-500, F-600 6 Cylinder | 24F | 525 | | 3T-5858 | 250-0489 |
| 1979-65 F-600, F-700, F-750, F-800, F-880 6 Cylinder | 24F | 525 | | 3T-5858 | 250-0489 |
| | 27F | 530 | | 8C-3602 | 3T-5858 |
| 1977-75 F-7000 - Diesel | 31T | 655 | {176} | 175-4390 | 175-4370 |
| 1977-75 F-7000 - Diesel, Optional | 8D | 1135 | {147} | 153-5720 | 101-4000 |
| 1973-68 F-6000, F-7000 - Diesel | 30H | 545 | {15} | 8C-3627 | 8C-3601 |
| 1973-68 F-6000, F-7000 Diesel, Optional | 8D | 900 | {15} | 153-5720 | 101-4000 |
| 1968-65 All - Diesel | 27F | 500 | | 8C-3602 | 3T-5858 |
| 1964-62 All F Series | 27F | 530 | | 8C-3602 | 3T-5858 |
| L, LA, LL, LLA, LLS, LN, LS, LT, LTA, LTS, LNT, LT | | | | | |
| 1998-94 All - Diesel, Optional, Ford engine | 31T | 625 | {177} | 175-4390 | 175-4370 |
| | 31T | 900 | {15} | 175-4390 | 115-2422 |
| 1993-87 All w/Ford eng. Diesel | 64 | 525 | {177} | — | — |
| 1990-89 Cat 3208 eng. - Diesel | 31T | 625 | {177} | 175-4390 | 175-4370 |
| L, LN, LNT, LTS Series | | | | | |
| 1985-80 L-600, LN-600, LN-700, L-800 | 63 | 450 | | 8C-3611 | — |
| 1985-80 L-600, LN-600, LN-700, L-800 - Optional | 64 | 525 | | — | — |

- {3} Deep cycle battery required. Watch polarity! {15} Two batteries required. For best results, replace both.
- {25} Replacement battery is taller than OE. Check height clearance before closing hood or cover.
- {26} Replacement battery is wider than OE. Hold-down and/or tray replacement may be necessary.
- {29} Battery hold-down may need to be replaced and/or modified. Battery cable replacement may be necessary.
- {30} Replacement battery is wider and taller than OE. Hold-down and/or tray replacement may be necessary.
- {70} Two, Three or Four batteries required. For best results, replace all. {147} 1 Battery - Dual Battery Opt.
- {148} Two or more batteries required. For best results, replace all. {173} Requires 4 batteries. {176} Requires 1 or 4 batteries.
- {177} Requires 1, 2 or 3 batteries. {181} Requires 3 batteries. {182} Special Grp. 24 batt. w/ center mounted terminals required.

Trucks & Buses FORD — GILLIG CORP.

IMPORTANT NOTE: BATTERIES CAN EXPLODE! Always wear safety glasses AND shield eyes when working around batteries. Always check for proper polarity and sufficient terminal clearance BEFORE final installation to avoid dangerous sparks, potential explosion, possible severe personal injury and/or expensive electrical system and/or vehicle/equipment damage or fire.

| MAKE EQUIPMENT TYPE YEAR / MODEL | O.E. BCI NO. | CCA @ ° F | Notes | REPLACEMENT | |
|--|--------------------|-----------------|-------|--------------|--------------|
| | | | | Option 1 | Option 2 |
| FORD (Continued) | | | | | |
| L, LN, LNT, LTS Series (Continued) | | | | | |
| 1979-78 L-800, LT-800, LTS-800, LN-800, LNT-800, LNT-900 | 27F | 530 | | 8C-3602 | 3T-5858 |
| 1979-78 L-800, LT-800, LTS-800, LN-800, LNT-800, LNT-900 - Optional | 30H | 655 | | 8C-3627 | 127-0826(29) |
| 1977-65 LN-750, L-800, LN-800, LT-900, LNT-900, LTS-900 | 27F | 530 | | 8C-3602 | 3T-5858 |
| P Series | | | | | |
| 1997-94 P600G | 31T | 625 | {3} | 175-4390 | 175-4370 |
| 1976-65 P-350, P-400, P-500 | 29NF | 390 | | 250-0487(26) | — |
| 1974-65 P400 | 29NF | 390 | | 250-0487(26) | — |
| 1974-64 P350 | 22F | 290 | | 3T-5859 | 250-0489 |
| 1974-64 P350 - Optional | 29NF | 390 | | 250-0487(26) | — |
| 1964-63 All P Series | 29NF | 390 | | 250-0487(26) | — |
| 1962 All P Series | 27F | 530 | | 8C-3602 | 3T-5858 |
| FREIGHTLINER CORPORATION | | | | | |
| OEM Used various size batteries in production. Check original battery for size and correct fit. | | | | | |
| 2010-09 Coronado SD | 31T | 750 | {148} | 175-4390 | 175-4370 |
| 2010-07 Cargo | 31T | 750 | {148} | 175-4390 | 175-4370 |
| 2010-07 Cascadia | 31T | 750 | {148} | 175-4390 | 175-4370 |
| 2010-03 Century Class S/T | 31T | 750 | {148} | 175-4390 | 175-4370 |
| 2010-03 Columbia | 31T | 750 | {148} | 175-4390 | 175-4370 |
| 2010-03 Coronado | 31T | 750 | {148} | 175-4390 | 175-4370 |
| 2009-06 Argo SY, All Business Class M, Cargo, Century Class S/T, Classic, Columbia, Coronado, FLD SD | 31T | 750 | {173} | 175-4390 | 175-4370 |
| 2009-03 Classic / Classic XL | 31T | 750 | {148} | 175-4390 | 175-4370 |
| 2006-97 Argosy | 31T | 750 | {148} | 175-4390 | 175-4370 |
| 2006-03 M2-Series Business Class | 31T | 750 | {148} | 175-4390 | 175-4370 |
| 2006 Argo SY, All Business Class M, Cargo, Century Class S/T, Classic, Columbia, Coronado, FLD SD | 31T | 750 | {148} | 175-4390 | 175-4370 |
| 2006 Argo SY, All Business Class M, Cargo, Century Class S/T, Classic, Columbia, Coronado, FLD SD Cummins Diesel | 31T | 750 | {173} | 175-4390 | 175-4370 |
| 2005-99 Cargo | 31T | 750 | {148} | 175-4390 | 175-4370 |
| 2005-03 Condor | 31T | 750 | {148} | 175-4390 | 175-4370 |
| 2004-92 FL-Series Business Class | 31T | 750 | {148} | 175-4390 | 175-4370 |
| 2000-80 C112, C120 Cummins Diesel | 31T | 750 | {181} | 175-4390 | 175-4370 |
| 2000-80 FL50, FL60, FL70, FL80, FL106, FL112 Cummins Diesel | 31T | 750 | {70} | 175-4390 | 175-4370 |
| 2000-80 FLA, FLB, FLD, FLS Cummins Diesel | 31T | 750 | {181} | 175-4390 | 175-4370 |
| 1996-89 FLC Series | 31T | 750 | {181} | 175-4390 | 175-4370 |
| 1994-92 MB-Series Business Class | 31T | 750 | {148} | 175-4390 | 175-4370 |
| 1988-80 FLC Series | 31T | 625 | {181} | 175-4390 | 175-4370 |

| MAKE EQUIPMENT TYPE YEAR / MODEL | O.E. BCI NO. | CCA @ ° F | Notes | REPLACEMENT | |
|--|--------------------|-----------------|-------|--------------|-------------|
| | | | | Option 1 | Option 2 |
| FWD | | | | | |
| The size battery used was based upon the type of engine. Measure carefully, watch voltage. | | | | | |
| 1967-63 w/Cummins C Eng | 8D | 935 | | 153-5720 | 101-4000 |
| 1967-63 w/Cummins J Eng | 4D | 800 | | 153-5710 | 153-5700 |
| 1967-58 w/all other IHC Eng | 30H | 525 | | 8C-3627 | 8C-3601 |
| 1967-56 IHC BD-220 thru BG-265 Eng | 27 | 525 | | 153-5656 | 8C-3601 |
| 1966-65 817G, F817F, 554G Waukeska Eng. | 4D | 800 | {15} | 153-5710 | 153-5700 |
| 1966 All GM Eng | 8D | 935 | {147} | 153-5720 | 101-4000 |
| 1965-54 140GK, 140GKB, 140GZ, 145GK Waukeska Eng. | 4D | 800 | {15} | 153-5710 | 153-5700 |
| 1965-52 GM Eng exc.(3-71, 6-71, 4-71, 6V-71) | 4D | 800 | {147} | 153-5710 | 153-5700 |
| 1965 GM 6V-71 | 8D | 935 | | 153-5720 | 101-4000 |
| 1962-55 w/Cummins Eng | 4D | 800 | {15} | 153-5710 | 153-5700 |
| 1962-52 140GK, 140GKB, 140GZ, 145GK - Waukeska Eng. | 4 | 800 | {15} | 8C-3633 | — |
| 1957-55 135GKB, 135GZB Waukeska Eng. | 4 | 800 | {15} | 8C-3633 | — |
| 1957-55 All IHC Eng exc. BD-220 thru BG-265 | 4 | 800 | {15} | 8C-3633 | — |
| 1955-52 w/Buda DC-844 Eng | 8D | 935 | | 153-5720 | 101-4000 |
| 1955-52 w/Hercules 6BC-QXLD Eng | 2E | 550 | | 8C-3632(30) | — |
| 1954-52 195GKA Waukeska Eng. | 4 | 800 | | 8C-3633 | — |
| 1954-52 Cummins Eng | 8D | 935 | | 153-5720 | 101-4000 |
| 1953-52 GM 3-71, GM 6-71 | 8D | 935 | | 153-5720 | 101-4000 |
| 1953-52 GM 4-71 | 5D | 850 | | 8C-3633 | — |
| GILLIG CORP. | | | | | |
| Coaches | | | | | |
| 2000-95 Lowfloor 35/40, Midi 29 | 8D | 1300 | {15} | 153-5720 | 250-0473 |
| 1995-84 30TB, 35TB, 40TB | 31T | 475 | {173} | 175-4390 | 175-4370 |
| 1995-84 30TB, 35TB, 40TB - Optional | 8D | 1200 | {15} | 153-5720 | 101-4000 |
| 1992-89 Spirit | 31T | 475 | {173} | 175-4390 | 175-4370 |
| 1992-89 Spirit - Optional | 8D | 1200 | {15} | 153-5720 | 101-4000 |
| 1984-81 30T, 35TA, 40T, 40TA, 555VT - Optional | 8D | 1000 | {15} | 153-5720 | 101-4000 |
| 1984-81 30TA | 31T | 475 | {173} | 175-4390 | 175-4370 |
| 1984-81 30TA - Optional | 8D | 1000 | {15} | 153-5720 | 101-4000 |
| 1984-80 30T, 35TA, 40T, 40TA, 555VT | 31T | 475 | {173} | 175-4390 | 175-4370 |
| 1982-79 426D, 636D, 855D | 31T | 475 | {173} | 175-4390 | 175-4370 |
| 1979-76 555VT | 8D | 830 | {15} | 153-5720 | 101-4000 |
| 1979-68 586, 636D, 743D, 855D | 8D | 830 | {15} | 153-5720 | 101-4000 |
| 1979 426D, 636D, 855D | 8D | 830 | {15} | 153-5720 | 101-4000 |
| 1978-68 C-190, 210, 318D, 426D, 426V | 8D | 830 | {147} | 153-5720 | 101-4000 |
| 1974-68 501, 534, 590 | 4 | 630 | {15} | 8C-3633 | — |
| 1967-60 C-180, 318D, 490A | 6D | 850 | {15} | 153-5710 | 153-5700 |
| 1967-58 672D, 743D, JNS | 6D | 850 | {15} | 153-5710 | 153-5700 |
| 1964-60 C-180, 318D, 490A | 2 | 550 | {15} | 153-5690 | 8C-3629 |
| 1964-51 190, 332, 490A, 501, 534, 590 | 2 | 550 | {15} | 153-5690 | 8C-3629 |
| 1963-51 190, 332, 490A, 501, 534, 590 | 2L | 550 | {15} | 153-5690(25) | 8C-3629(25) |
| 1963-50 317, 450, 501, 504, 590 | 2L | 550 | {15} | 153-5690(25) | 8C-3629(25) |

Trucks & Buses

Trucks & Buses

GMC DIVISION



IMPORTANT NOTE: BATTERIES CAN EXPLODE! Always wear safety glasses AND shield eyes when working around batteries. Always check for proper polarity and sufficient terminal clearance BEFORE final installation to avoid dangerous sparks, potential explosion, possible severe personal injury and/or expensive electrical system and/or vehicle/equipment damage or fire.

| MAKE EQUIPMENT TYPE YEAR / MODEL | O.E. BCI NO. | CCA @ ° F | Notes | REPLACEMENT | |
|---|--------------------|-----------------|-------|-------------|----------|
| | | | | Option 1 | Option 2 |
| GMC DIVISION | | | | | |
| Volvo GM Heavy Truck Corp. | | | | | |
| Buses | | | | | |
| 1983-80 5000-9500 - Diesel | 31T | 580 | {173} | 175-4390 | 175-4370 |
| 1979-76 SA-4905, SAI-4905, SV-4905, P8M-4108A, TH-8201 | 31T | 475 | | 175-4390 | 175-4370 |
| 1970-64 SS-5500, SM-5500, SM-6500, RM-7500 | 27 | 350 | | 153-5656 | 8C-3601 |
| 1970-64 TGH-3301, TGH-3501, TDH-3301, TDH-3501 | 8D | 880 | | 153-5720 | 101-4000 |
| 1970-64 TM-8500, WM-8500, HM-8500, JM-8500 | 27 | 350 | | 153-5656 | 8C-3601 |
| 1970 S6H/S6M-4503, T6H-4520, T6H-4521, S8H/S8M-4503, T8H-4520, T8H-4521, T8H-5306, PD-4108, PD-4905 | 8D | 880 | {15} | 153-5720 | 101-4000 |
| Motor Home | | | | | |
| P-Series Motor Homes | | | | | |
| 2010-02 C5U042 | 78 | 770 | | 127-0826 | — |
| 2008-02 C4U042 | 78 | 770 | | 127-0826 | — |
| School Buses | | | | | |
| 2000-99 Isuzu 6HE1 - Diesel | 31T | 625 | | 175-4390 | 175-4370 |
| 2000-98 Cat.3116T | 31T | 625 | | 175-4390 | 175-4370 |
| 2000-98 GM 6.5L - Diesel | 78 | 600 | | 7X-6100 | 250-0486 |
| 2000-96 BS (Cat.3116T) - Diesel | 31T | 750 | | 175-4390 | 175-4370 |
| 1998-96 BS, B7 | 31T | 625 | | 175-4390 | 175-4370 |
| | 78 | 600 | | 7X-6100 | 250-0486 |
| | 78 | 770 | | 127-0826 | — |
| 1995-92 BS | 31T | 625 | | 175-4390 | 175-4370 |
| 1995-92 BS - Optional | 78 | 600 | | 7X-6100 | 250-0486 |
| 1991-89 P-Series | 31T | 550 | | 175-4390 | 175-4370 |
| 1991-89 P-Series - Optional | 31T | 720 | | 175-4390 | 175-4370 |
| 1988-80 5000 to 9500 - Diesel, Optional | 31T | 625 | | 153-5720 | 101-4000 |
| | 4D | 800 | | 153-5710 | 153-5700 |
| | 74 | 525 | {15} | 153-5660 | 7X-6100 |
| | 8D | 880 | | 153-5720 | 101-4000 |
| 1988-80 B6P - Diesel | 74 | 525 | {15} | 153-5660 | 7X-6100 |
| 1986-80 5000 to 9500 - Optional | 31T | 625 | {147} | 175-4390 | 175-4370 |
| | 74 | 525 | {15} | 153-5660 | 7X-6100 |
| | 78 | 540 | | 7X-6100 | 250-0489 |
| 1986-80 B6P - Optional | 31T | 625 | {147} | 175-4390 | 175-4370 |
| | 74 | 525 | {15} | 153-5660 | 7X-6100 |
| | 78 | 540 | | 7X-6100 | 250-0489 |
| 1978-77 SE-6000 - Optional | 31T | 475 | | 175-4390 | 175-4370 |
| | 74 | 450 | | 153-5660 | 7X-6100 |
| 1976-75 All | 74 | 450 | | 153-5660 | 7X-6100 |
| Trucks | | | | | |
| 2000-99 B7 | 31T | 625 | | 175-4390 | 175-4370 |
| | 31T | 750 | | 175-4390 | 175-4370 |
| | 78 | 600 | | 7X-6100 | 250-0486 |
| 2000-99 BS (Cat.3116T) | 31T | 750 | | 175-4390 | 175-4370 |
| 2000-99 BS (Cat.3116T) Optional | 78 | 600 | | 7X-6100 | 250-0486 |
| 2000-98 F7 CAB | 31T | 750 | | 175-4390 | 175-4370 |
| 2000-98 F7 CAB - Optional | 78 | 600 | | 7X-6100 | 250-0486 |
| 2000-92 P-Series | 31T | 550 | | 175-4390 | 175-4370 |
| 2000 P-Series - Optional | 78 | 600 | | 7X-6100 | 250-0486 |
| 1999 P-Series | 78 | 600 | | 7X-6100 | 250-0486 |

| MAKE EQUIPMENT TYPE YEAR / MODEL | O.E. BCI NO. | CCA @ ° F | Notes | REPLACEMENT | |
|---|--------------------|-----------------|-------|-------------|--------------|
| | | | | Option 1 | Option 2 |
| GMC DIVISION (Continued) | | | | | |
| Trucks (Continued) | | | | | |
| 1998-94 P-Series - Optional | 78 | 600 | | 7X-6100 | 250-0486 |
| 1996-92 P-Series - Optional | 75 | 525 | | 7X-6100 | 250-0489 |
| 1993-92 P-Series - Optional | 78 | 630 | | 7X-6100 | 250-0486 |
| 1988-87 P-Series | 31T | 550 | | 175-4390 | 175-4370 |
| 1988-87 P-Series - Optional | 31T | 625 | | 175-4390 | 175-4370 |
| 1983-80 RTS - Diesel | 31T | 475 | {173} | 175-4390 | 175-4370 |
| | 31T | 580 | {173} | 175-4390 | 175-4370 |
| 1979-77 DB-9500, DC-9500, DH-9500, DI-9500, DJ-9500, DK-9500, DL-9500, DP-9500, DR-9500, FC-9500, FH-9500, F | 31T | 475 | | 175-4390 | 175-4370 |
| 1979-77 HV-7600 | 31T | 475 | | 175-4390 | 175-4370 |
| 1979-77 HY7600 | 31T | 475 | | 175-4390 | 175-4370 |
| 1979-77 JH-9500 | 31T | 475 | | 175-4390 | 175-4370 |
| 1979-77 JI-9500 | 31T | 475 | | 175-4390 | 175-4370 |
| 1979-77 JJ-9500 | 31T | 475 | | 175-4390 | 175-4370 |
| 1979-77 JV-7600 | 31T | 475 | | 175-4390 | 175-4370 |
| 1979-77 JY-7600 | 31T | 475 | | 175-4390 | 175-4370 |
| 1979-77 MC-9500 | 31T | 475 | | 175-4390 | 175-4370 |
| 1979-77 MC-9502, MH-9502, MK-9502, NC-9502, NH-9502, NI-9502, NJ-9502 | 31T | 475 | | 175-4390 | 175-4370 |
| 1979-77 MH-9500 | 31T | 475 | | 175-4390 | 175-4370 |
| 1979-76 CD-6000 | 31T | 475 | | 175-4390 | 175-4370 |
| 1979-76 HV-7000, HY-7000, JV-7000, JY-7000 | 31T | 475 | | 175-4390 | 175-4370 |
| 1979-76 HV-7500, HY-7500, JV-7500, JY-7500 | 31T | 475 | | 175-4390 | 175-4370 |
| 1978-75 CE-5000, CS-5000 | 71 | 275 | | 7X-6100{32} | 250-0489{32} |
| 1977 HE-7500, JE-7500 | 74 | 340 | | 153-5660 | 7X-6100 |
| 1977 JE-7600 | 74 | 350 | | 153-5660 | 7X-6100 |
| 1977 PS-4500 | 31T | 475 | | 175-4390 | 175-4370 |
| 1976-75 CE-5500, CS-5500, TE-6000, SE-6000 | 71 | 275 | | 7X-6100{32} | 250-0489{32} |
| 1976-75 CE-6500, ME-6500, TE-6500 | 71 | 275 | | 7X-6100{32} | 250-0489{32} |
| 1976 HE-8000, JE-8000 | 71 | 275 | | 7X-6100{32} | 250-0489{32} |
| 1976 JI-9000, JJ-9000, MC-9000, MH-9000 | 31T | 475 | | 175-4390 | 175-4370 |
| 1974-73 CM-6000, SM-6000, SS-6000, TE-6000, TM-6000 | 74 | 465 | | 153-5660 | 7X-6100 |
| 1974-73 TM-6500 | 27 | 350 | | 153-5656 | 8C-3601 |
| | 74 | 350 | | 153-5660 | 7X-6100 |
| 1974-73 TM-7500, RM-7500, HM-7500, JM-7500, WM-7500 | 27 | 350 | | 153-5656 | 8C-3601 |
| 1974-70 CE-5000, CS-5000, CE-5500, CS-5500 | 74 | 350 | | 153-5660 | 7X-6100 |
| 1974-70 CM-6500, CE-6500, ME-6500, TE-6500, TM-6500 | 74 | 350 | | 153-5660 | 7X-6100 |
| 1973-70 MH-9500, FI-9500, DI-9500, HI-9500, JI-9500 | 8D | 880 | {147} | 153-5720 | 101-4000 |
| | 8D | 880 | {15} | 153-5720 | 101-4000 |

{15} Two batteries required. For best results, replace both.

{32} Replacement battery is longer than OE. Hold-down and/or tray replacement may be necessary.

{70} Two, Three or Four batteries required. For best results, replace all. {147} 1 Battery - Dual Battery Opt.

{173} Requires 4 batteries. {177} Requires 1, 2 or 3 batteries.

Trucks & Buses GMC DIVISION

IMPORTANT NOTE: BATTERIES CAN EXPLODE! Always wear safety glasses AND shield eyes when working around batteries. Always check for proper polarity and sufficient terminal clearance BEFORE final installation to avoid dangerous sparks, potential explosion, possible severe personal injury and/or expensive electrical system and/or vehicle/equipment damage or fire.

| MAKE EQUIPMENT TYPE YEAR / MODEL | O.E. BCI NO. | CCA @ ° F | Notes | REPLACEMENT | |
|---|--------------------|-----------------|-------|-------------|----------|
| | | | | Option 1 | Option 2 |
| GMC DIVISION (Continued) | | | | | |
| Trucks (Continued) | | | | | |
| 1973-68 JC-9500, JH-9500, JB-9500, MB-9500, MC-9500, MI-9500 | 7D | 860 | {173} | 8C-3635 | 8C-3633 |
| 1973-66 HJ-7500, TJ-7500, JJ-7500, HV-7500, TV-7500, JV-7500, WV-7500 | 8D | 880 | {147} | 153-5720 | 101-4000 |
| 1973-66 HJ-8500, TJ-8500, JJ-8500, HV-8500, TV-8500, JV-8500, WV-8500 | 8D | 880 | {147} | 153-5720 | 101-4000 |
| 1973-66 HJ-9500, TJ-9500, FJ-9500, JI-9500, WJ-9500, DJ-9500, MJ-9500, HI-9500, TW-9500, FW-9500, FI-9500, J | 8D | 880 | {15} | 153-5720 | 101-4000 |
| 1973 DC-9500, DH-9500, DP-9500, FC-9500, FH-9500, HC-9500, HH-9500 | 7D | 860 | {173} | 8C-3635 | 8C-3633 |
| 1973 DI-9500, FI-9500, MH-9500, WV-9500 | 8D | 880 | {147} | 153-5720 | 101-4000 |
| | 8D | 880 | {15} | 153-5720 | 101-4000 |
| 1973 DN-9500, FN-9500, HN-9500, JN-9500 | 4 | 690 | {173} | 8C-3633 | — |
| 1972-70 CG-5500, OG-5500, SG-5500, TG-5500 | 4D | 635 | | 153-5710 | 153-5700 |
| 1972-69 DC-9502, DH-9502, DP-9502, FB-9502, FC-9502, FH-9502 | 7D | 860 | {173} | 8C-3635 | 8C-3633 |
| 1972-64 TE-5500, ES-5500 | 24 | 350 | | 153-5656 | 8C-3600 |
| 1972 DI-9502, FI-9502 | 8D | 880 | | 153-5720 | 101-4000 |
| 1972 EM-7500, JM-7500, RM-7500, TM-7500, WM-7500 | 27 | 350 | | 153-5656 | 8C-3601 |
| 1972 FN-9502 | 4 | 690 | {173} | 8C-3633 | — |
| 1972 HC-9500, HH-9500, JB-9500, JC-9500, JH-9500, MB-9500, MC-9500 | 7D | 860 | {173} | 8C-3635 | 8C-3633 |
| 1972 HE-9500, JE-9500, TE-9500 | 2 | 560 | {15} | 153-5690 | 8C-3629 |
| 1972 RN-9500, JN-9500 | 4 | 690 | {173} | 8C-3633 | — |
| 1972 SE-5500, SS-5500 | 74 | 465 | | 153-5660 | 7X-6100 |
| 1970-69 FN-9500, JN-9500, HN-9500, DN-9500 | 8D | 880 | {15} | 153-5720 | 101-4000 |
| 1970-66 MH-9501A | 4 | 690 | {173} | 8C-3633 | — |
| 1970-64 CE-9500, DE-9500, FE-9500, HE-9500, JE-9500, ME-9500, TE-9500, WE-9500 | 2 | 560 | {15} | 153-5690 | 8C-3629 |
| 1970-64 DLV-4000 | 4D | 635 | | 153-5710 | 153-5700 |
| 1970-64 EG-5500, HG-5500, SG-5500 | 4D | 635 | | 153-5710 | 153-5700 |
| 1970-64 ES-6500 | 24 | 350 | | 153-5656 | 8C-3600 |
| 1970-64 JG-7500, RG-7500, TG-7500 | 4D | 635 | | 153-5710 | 153-5700 |
| 1970-64 LA-4000, EM-4000, ES-4000, LV-4000 | 24 | 350 | | 153-5656 | 8C-3600 |

| MAKE EQUIPMENT TYPE YEAR / MODEL | O.E. BCI NO. | CCA @ ° F | Notes | REPLACEMENT | |
|---|--------------------|-----------------|-------|-------------|--------------|
| | | | | Option 1 | Option 2 |
| GMC DIVISION (Continued) | | | | | |
| Trucks (Continued) | | | | | |
| 1970-64 PS-2500, PS-3500, PS-4500 | 24 | 350 | | 153-5656 | 8C-3600 |
| 1970-64 TM-7500 | 24 | 350 | | 153-5656 | 8C-3600 |
| 1970 FC-9500, DC-9500, FH-9500, DH-9500 | 7D | 860 | {173} | 8C-3635 | 8C-3633 |
| 1970 SS-5500, SM-5500, SM-6500, RM-7500 | 24 | 350 | | 153-5656 | 8C-3600 |
| 1970 TM-5500, SM-5500 | 24 | 350 | | 153-5656 | 8C-3600 |
| 1969 DN-9502, FN-9502 | 4 | 690 | {173} | 8C-3633 | — |
| 5000-9500: Gasoline | | | | | |
| 2000-96 C5H - Cat 3116T | 31T | 625 | | 175-4390 | 175-4370 |
| 2000-96 C6H - Cat 3116T | 31T | 625 | | 175-4390 | 175-4370 |
| 2000-96 C7H - Cat 3116T | 31T | 625 | | 175-4390 | 175-4370 |
| 2000-95 C5H - Cat 3116T | 31T | 900 | | 175-4390 | 115-2422 |
| | 78 | 770 | | 127-0826 | — |
| 2000-95 C6H - Cat 3116T | 31T | 900 | | 175-4390 | 115-2422 |
| | 78 | 770 | | 127-0826 | — |
| 2000-95 C7H - Cat 3116T | 31T | 900 | | 175-4390 | 115-2422 |
| | 78 | 770 | | 127-0826 | — |
| 2000-91 C5H | 31T | 625 | | 175-4390 | 175-4370 |
| 2000-91 C5H - Cat 3116T | 31T | 750 | | 175-4390 | 175-4370 |
| | 78 | 600 | | 7X-6100 | 250-0486 |
| 2000-91 C6H | 31T | 625 | | 175-4390 | 175-4370 |
| 2000-91 C6H - Cat 3116T | 31T | 750 | | 175-4390 | 175-4370 |
| | 78 | 600 | | 7X-6100 | 250-0486 |
| 2000-91 C7H | 31T | 625 | | 175-4390 | 175-4370 |
| 2000-91 C7H - Cat 3116T | 31T | 750 | | 175-4390 | 175-4370 |
| | 78 | 600 | | 7X-6100 | 250-0486 |
| 1994-91 C5H | 78 | 750 | | 127-0826 | — |
| 1994-91 C6H | 78 | 750 | | 127-0826 | — |
| 1994-91 C7H | 78 | 750 | | 127-0826 | — |
| 1986-80 C5D, C6D, C7D, P6T - Optional | 31T | 625 | | 175-4390 | 175-4370 |
| 1986-80 C5D, C6D, C7D, P6T - Diesel, Optional | 31T | 625 | {177} | 175-4390 | 175-4370 |
| | 71 | 390 | | 7X-6100{32} | 250-0489{32} |
| 1986-80 C5D, C6D, C7D, P6T - Optional | 74 | 525 | | 153-5660 | 7X-6100 |
| 1986-80 C5D, C6D, C7D, P6T - Diesel | 74 | 540 | {15} | 153-5660 | 7X-6100 |
| 1986-80 C5D, C6D, C7D, P6T - Optional | 78 | 540 | | 7X-6100 | 250-0489 |
| 1986-80 C6D, C7D - Optional | 31T | 625 | | 175-4390 | 175-4370 |
| 1986-80 C6D, C7D - Diesel, Optional | 31T | 625 | {177} | 175-4390 | 175-4370 |
| | 71 | 390 | | 7X-6100{32} | 250-0489{32} |
| 1986-80 C6D, C7D - Optional | 74 | 525 | | 153-5660 | 7X-6100 |
| 1986-80 C6D, C7D - Diesel | 74 | 540 | {15} | 153-5660 | 7X-6100 |
| 1986-80 C6D, C7D - Optional | 78 | 540 | | 7X-6100 | 250-0489 |
| 1986-80 J8C, J9C, N9E, N9F, D9K, D9L, W4S, W7R | 31T | 625 | {70} | 175-4390 | 175-4370 |
| 1986-80 JBC - Optional | 31T | 625 | | 175-4390 | 175-4370 |
| | 73 | 460 | | 7X-6100{32} | 250-0489{32} |
| | 74 | 540 | | 153-5660 | 7X-6100 |
| 1986-80 P4T, P6T | 31T | 625 | | 175-4390 | 175-4370 |
| 1986-80 P4T, P6T - Optional | 31T | 625 | | 175-4390 | 175-4370 |
| | 71 | 390 | | 7X-6100{32} | 250-0489{32} |
| | 74 | 525 | | 153-5660 | 7X-6100 |
| | 78 | 540 | | 7X-6100 | 250-0489 |

Trucks & Buses

Trucks & Buses

GMC DIVISION — HINO



IMPORTANT NOTE: BATTERIES CAN EXPLODE! Always wear safety glasses AND shield eyes when working around batteries. Always check for proper polarity and sufficient terminal clearance BEFORE final installation to avoid dangerous sparks, potential explosion, possible severe personal injury and/or expensive electrical system and/or vehicle/equipment damage or fire.

| MAKE EQUIPMENT TYPE YEAR / MODEL | O.E. BCI NO. | CCA @ ° F | Notes | REPLACEMENT | |
|---|--------------------|-----------------|-------|-------------|--------------|
| | | | | Option 1 | Option 2 |
| GMC DIVISION (Continued) | | | | | |
| F7 Cab Forward | | | | | |
| 2000-98 7.4L | 78 | 600 | | 7X-6100 | 250-0486 |
| | 78 | 770 | | 127-0826 | — |
| 2000-98 Optional & Diesel | 31T | 625 | | 175-4390 | 175-4370 |
| 2000-98 Optional Diesel | 31T | 750 | | 175-4390 | 175-4370 |
| P-Series Motor Homes | | | | | |
| 2000-97 V8 7.4L | 78 | 600 | | 7X-6100 | 250-0486 |
| 2000-94 V8 5.7L | 78 | 600 | | 7X-6100 | 250-0486 |
| 2000-93 V8 5.7L | 31T | 750 | | 175-4390 | 175-4370 |
| 2000-87 V8 5.7L | 31T | 550 | | 175-4390 | 175-4370 |
| 1988-87 BP042 - Optional | 31T | 550 | {147} | 175-4390 | 175-4370 |
| | 78 | 515 | | 7X-6100 | 250-0489 |
| 1988-87 C5, C6, C7D042/64 - Optional | 31T | 625 | {177} | 175-4390 | 175-4370 |
| | 71 | 430 | | 7X-6100{32} | 250-0489{32} |
| | 78 | 515 | | 7X-6100 | 250-0489 |
| | 78 | 540 | {15} | 7X-6100 | 250-0489 |
| 1988-87 J8, J9, D9, N9 | 31T | 625 | {70} | 175-4390 | 175-4370 |
| 1988-87 P6T042 - Optional | 31T | 625 | {15} | 175-4390 | 175-4370 |
| | 78 | 540 | {147} | 7X-6100 | 250-0489 |
| P-Series Step Vans and Cutaways | | | | | |
| 2000-97 Cat 3116T - Diesel | 78 | 600 | {15} | 7X-6100 | 250-0486 |
| 2000-97 V6 4.3L | 78 | 600 | | 7X-6100 | 250-0486 |
| 2000-97 V6 4.3L - Optional | 78 | 690 | | 7X-6100 | 250-0486 |
| 2000-97 V8 6.5L | 78 | 600 | | 7X-6100 | 250-0486 |
| 2000-97 V8 6.5L - Optional | 78 | 690 | | 7X-6100 | 250-0486 |
| 2000-97 V8 7.4L | 78 | 600 | | 7X-6100 | 250-0486 |
| 2000-93 V8 6.5L - Diesel | 78 | 600 | {15} | 7X-6100 | 250-0486 |
| 1996-93 Optional | 31T | 750 | | 175-4390 | 175-4370 |
| 1996-89 All optional LPG | 78 | 630 | | 7X-6100 | 250-0486 |
| 1996-89 V6 4.3L | 75 | 525 | | 7X-6100 | 250-0489 |
| 1996-89 V6 4.8L exc. LPG | 75 | 430 | | 7X-6100 | 250-0489 |
| 1996-89 V8 5.7L exc. LPG | 75 | 430 | | 7X-6100 | 250-0489 |
| 1996-87 All other engines | 31T | 550 | | 175-4390 | 175-4370 |
| 1995-89 V8 6.2L - Diesel | 78 | 540 | {147} | 7X-6100 | 250-0489 |
| 1995-89 V8 7.4L | 78 | 540 | {147} | 7X-6100 | 250-0489 |
| 1993-89 V8 7.4L | 78 | 630 | | 7X-6100 | 250-0486 |
| 1988-87 All | 31T | 625 | | 175-4390 | 175-4370 |
| S-Series | | | | | |
| 2000-95 Utility Vehicle | 75 | 525 | | 7X-6100 | 250-0489 |
| 2000-95 Utility Vehicle Optional | 75 | 690 | | 7X-6100 | — |
| 2000-93 Postal Truck | 78 | 600 | | 7X-6100 | 250-0486 |
| 2000-93 Postal Truck Optional | 78 | 690 | | 7X-6100 | 250-0486 |
| Topkick, C5H, C6H, C7H | | | | | |
| 2000-98 7.4L | 31T | 625 | | 175-4390 | 175-4370 |
| | 78 | 600 | | 7X-6100 | 250-0486 |
| | 78 | 770 | | 127-0826 | — |
| 2000-96 Cat. 3116T - Optional | 31T | 625 | | 175-4390 | 175-4370 |
| 2000-95 Cat. 3116T - Optional | 31T | 900 | | 175-4390 | 115-2422 |
| 2000-91 Cat. 3116T | 31T | 750 | | 175-4390 | 175-4370 |
| 1997-95 6.0L, 7.0L - Optional | 78 | 770 | | 127-0826 | — |
| 1997-91 6.0L, 7.0L | 31T | 625 | | 175-4390 | 175-4370 |
| | 78 | 600 | | 7X-6100 | 250-0486 |
| 1994-91 6.0L, 7.0L | 78 | 750 | | 127-0826 | — |

| MAKE EQUIPMENT TYPE YEAR / MODEL | O.E. BCI NO. | CCA @ ° F | Notes | REPLACEMENT | |
|--|--------------------|-----------------|-------|-------------|----------|
| | | | | Option 1 | Option 2 |
| GRUMMAN FLEXIBLE CORP. | | | | | |
| Formerly Flexible Co. | | | | | |
| Buses | | | | | |
| 1982-78 870 | 31T | 475 | {173} | 175-4390 | 175-4370 |
| 1978-75 45102-8-1, 53096-8-1 | 8D | 935 | {15} | 153-5720 | 101-4000 |
| 1978-75 53096-6-1 | 4B | 430 | {15} | 153-5710 | 9X-9720 |
| 1978-74 45096-6-1, 53102-6-1 | 4B | 430 | {15} | 153-5710 | 9X-9720 |
| 1978-74 45096-8-1, 53102-8-1, 35096-6-1, 45102-6-1 | 8D | 935 | {15} | 153-5720 | 101-4000 |
| 1975-73 22-59-37, 22-59-38, 22-59-39, 22-59-40 | 4B | 430 | {15} | 153-5710 | 9X-9720 |
| 1975-73 22-59-41, 22-59-42, 22-59-43, 22-59-44 | 8D | 935 | {15} | 153-5720 | 101-4000 |
| 1975-72 22-59-31, 22-59-32, 22-59-34, 22-59-35, 22-59-36 | 8D | 935 | {15} | 153-5720 | 101-4000 |
| 1975-70 111C-C1, 111CC-C31, 111CC-D61 | 8D | 935 | {15} | 153-5720 | 101-4000 |
| 1975-70 111CC-D5, 111CC-D51, 111CD-D051, 111CD-D061 | 4B | 430 | {15} | 153-5710 | 9X-9720 |
| 1975-68 111DD-D5, 22-59-30, 22-59-33 | 4B | 430 | {15} | 153-5710 | 9X-9720 |
| 1975-66 111CC-D4, 111CC-D41, 111CC-DH | 4B | 430 | {147} | 153-5710 | 9X-9720 |
| 1975-66 222DD-D21, 323ED-D1 | 8D | 935 | {147} | 153-5720 | 101-4000 |
| 1975-66 FD6V-401-1 | 4B | 430 | {15} | 153-5710 | 9X-9720 |
| 1975-65 411DD-D3, 112CC-D41, 111DD-D051 | 8D | 935 | {15} | 153-5720 | 101-4000 |
| 1975-64 FD6V-401-7, FDV8C-401-7 | 8D | 935 | {15} | 153-5720 | 101-4000 |
| 1974-61 F2D6V-401-1, F2DD-351, F2DD-401 | 8D | 935 | {15} | 153-5720 | 101-4000 |
| 1968-52 All 200 & 300 Series | 8D | 935 | {147} | 153-5720 | 101-4000 |
| Early Models | | | | | |
| 1963-52 All except FT models | 8D | 935 | | 153-5720 | 101-4000 |
| 1963-52 FT models | 4B | 900 | | 153-5710 | 153-5700 |
| HILLMAN | | | | | |
| 1966-65 Husky | 24 | 305 | | 153-5656 | 8C-3600 |
| 1966-65 Super Minx | 24 | 305 | | 153-5656 | 8C-3600 |
| HINO | | | | | |
| 2010-09 145 | 31T | 625 | {15} | 175-4390 | 175-4370 |
| 2010-09 165 | 31T | 625 | {15} | 175-4390 | 175-4370 |
| 2010-09 185 | 31T | 625 | {15} | 175-4390 | 175-4370 |
| 2010-09 238 | 31T | 625 | {15} | 175-4390 | 175-4370 |
| 2010-09 258 LP | 31T | 625 | | 175-4390 | 175-4370 |
| 2010-09 268 | 31T | 625 | {15} | 175-4390 | 175-4370 |
| 2010-09 268A | 31T | 625 | | 175-4390 | 175-4370 |
| 2010-09 338 | 31T | 625 | | 175-4390 | 175-4370 |
| 2010-09 338CT | 31T | 625 | | 175-4390 | 175-4370 |
| 2010-08 155 | 31T | 700 | {15} | 175-4390 | 175-4370 |
| 2010-08 308 | 31T | 625 | {15} | 175-4390 | 175-4370 |
| 2010-08 358 | 31T | 625 | | 175-4390 | 175-4370 |
| 2010-06 258 | 31T | 625 | {15} | 175-4390 | 175-4370 |
| 2010-04 238LP | 31T | 625 | | 175-4390 | 175-4370 |
| 2008-06 258LP | 31T | 650 | {15} | 175-4390 | 175-4370 |
| 2008-05 145 | 31T | 650 | {15} | 175-4390 | 175-4370 |

{15} Two batteries required. For best results, replace both.
 {29} Battery hold-down may need to be replaced and/or modified. Battery cable replacement may be necessary.
 {32} Replacement battery is longer than OE. Hold-down and/or tray replacement may be necessary.
 {49} Best fit estimate. Match to original battery to assure proper fit and polarity. {70} Two, Three or Four batteries required. For best results, replace all.
 {147} 1 Battery - Dual Battery Opt. {173} Requires 4 batteries. {177} Requires 1, 2 or 3 batteries.

Trucks & Buses

HINO — INTERNATIONAL BUS IC

IMPORTANT NOTE: BATTERIES CAN EXPLODE! Always wear safety glasses AND shield eyes when working around batteries. Always check for proper polarity and sufficient terminal clearance BEFORE final installation to avoid dangerous sparks, potential explosion, possible severe personal injury and/or expensive electrical system and/or vehicle/equipment damage or fire.

| MAKE EQUIPMENT TYPE YEAR / MODEL | O.E. BCI NO. | CCA @ ° F | Notes | REPLACEMENT | |
|--|--------------------|-----------------|---------|--------------|--------------|
| | | | | Option 1 | Option 2 |
| HINO (Continued) | | | | | |
| 2008-05 165 | 31T | 650 | {15} | 175-4390 | 175-4370 |
| 2008-05 185 | 31T | 650 | {15} | 175-4390 | 175-4370 |
| 2008-05 238 | 31T | 650 | {15} | 175-4390 | 175-4370 |
| 2008-05 268 | 31T | 650 | {15} | 175-4390 | 175-4370 |
| 2008-05 338 | 31T | 650 | {15} | 175-4390 | 175-4370 |
| 2008 258ALP | 31T | 650 | {15} | 175-4390 | 175-4370 |
| 2008 268A | 31T | 650 | | 175-4390 | 175-4370 |
| 2008 338CT | 31T | 650 | | 175-4390 | 175-4370 |
| 2007-04 268A | 31T | 625 | | 175-4390 | 175-4370 |
| 2007-04 338CT | 31T | 625 | | 175-4390 | 175-4370 |
| 2007 308 | 31T | 650 | {15} | 175-4390 | 175-4370 |
| 2006 308 | 31T | 625 | {15} | 175-4390 | 175-4370 |
| 2004-89 FA Series | 31T | 650 | {15} | 175-4390 | 175-4370 |
| 2004-87 FB Series | 31T | 650 | {15} | 175-4390 | 175-4370 |
| 2004-86 FD Series | 31T | 650 | {15} | 175-4390 | 175-4370 |
| 2004-86 SG Series | 31T | 650 | {15} | 175-4390 | 175-4370 |
| 2004-84 FE Series | 31T | 650 | {15} | 175-4390 | 175-4370 |
| 2004 165 | 31T | 625 | {15} | 175-4390 | 175-4370 |
| 2004 185 | 31T | 625 | {15} | 175-4390 | 175-4370 |
| 2004 238 | 31T | 625 | {15} | 175-4390 | 175-4370 |
| 2004 268 | 31T | 625 | {15} | 175-4390 | 175-4370 |
| 2004 338 | 31T | 625 | {15} | 175-4390 | 175-4370 |
| 2004 FF Series | 31T | 650 | {15} | 175-4390 | 175-4370 |
| 2002-84 FF Series | 31T | 650 | {15} | 175-4390 | 175-4370 |
| 1992-90 GC Series | 31T | 650 | {15} | 175-4390 | 175-4370 |
| 1991-88 SF Series | 31T | 650 | {15} | 175-4390 | 175-4370 |
| 1985-84 FG Series | 31T | 650 | {15} | 175-4390 | 175-4370 |
| HINO DIESEL TRUCKS U.S.A. | | | | | |
| Trucks | | | | | |
| 2000-84 All Models | 31P | 625 | {15;49} | 250-0486(29) | 127-0826(29) |
| HINO-TOYOTA | | | | | |
| Commercial Trucks | | | | | |
| 2006 All Models | 31T | 625 | {15} | 175-4390 | 175-4370 |
| HME | | | | | |
| Class 8 Fire/Crash | | | | | |
| 2010-02 1871 | 31T | 925 | {173} | 175-4390 | 115-2422 |
| HOLIDAY RAMBLER | | | | | |
| Motor Home Chassis | | | | | |
| 2010-07 RR10S | 31T | 650 | {15} | 175-4390 | 175-4370 |
| 2010-07 RR4R | 31T | 650 | {15} | 175-4390 | 175-4370 |
| 2010-07 RR8R | 31T | 650 | {15} | 175-4390 | 175-4370 |
| 2010-07 RR8S | 31T | 650 | {15} | 175-4390 | 175-4370 |
| 2010-07 RSR | 31T | 650 | {15} | 175-4390 | 175-4370 |
| 2010-07 S-SERIES | 31T | 650 | {15} | 175-4390 | 175-4370 |
| INTERNATIONAL | | | | | |
| Commercial Truck | | | | | |
| 2010-09 RXT TOWBODY | 31T | 650 | {173} | 175-4390 | 175-4370 |
| 2010-08 LONESTAR | 31T | 650 | {173} | 175-4390 | 175-4370 |
| | 31T | 925 | {173} | 175-4390 | 115-2422 |
| 2010-07 PROSTAR | 31T | 650 | {173} | 175-4390 | 175-4370 |
| 2010-06 4100 | 31T | 650 | {173} | 175-4390 | 175-4370 |
| | 31T | 925 | {173} | 175-4390 | 115-2422 |
| 2010-06 7700 | 31T | 650 | {173} | 175-4390 | 175-4370 |
| | 31T | 925 | {173} | 175-4390 | 115-2422 |
| 2010-06 CXT | 31T | 650 | {173} | 175-4390 | 175-4370 |
| | 31T | 925 | {173} | 175-4390 | 115-2422 |
| 2010-06 MXT | 31T | 650 | {173} | 175-4390 | 175-4370 |
| | 31T | 925 | {173} | 175-4390 | 115-2422 |
| 2010-06 RXT | 31T | 650 | {173} | 175-4390 | 175-4370 |
| | 31T | 925 | {173} | 175-4390 | 115-2422 |

| MAKE EQUIPMENT TYPE YEAR / MODEL | O.E. BCI NO. | CCA @ ° F | Notes | REPLACEMENT | |
|--|--------------------|-----------------|-------|-------------|----------|
| | | | | Option 1 | Option 2 |
| INTERNATIONAL (Continued) | | | | | |
| Commercial Truck (Continued) | | | | | |
| 2010-06 RXT TOWBODY | 31T | 925 | {173} | 175-4390 | 115-2422 |
| 2010-05 CF600 | 31T | 925 | {15} | 175-4390 | 115-2422 |
| 2010-04 5600 | 31T | 650 | {173} | 175-4390 | 175-4370 |
| | 31T | 925 | {173} | 175-4390 | 115-2422 |
| 2010-04 8500 | 31T | 650 | {173} | 175-4390 | 175-4370 |
| 2010-04 CF500 | 31T | 925 | {15} | 175-4390 | 115-2422 |
| 2010-03 4300 | 31T | 650 | {173} | 175-4390 | 175-4370 |
| | 31T | 925 | {173} | 175-4390 | 115-2422 |
| 2010-03 4400 | 31T | 650 | {173} | 175-4390 | 175-4370 |
| | 31T | 925 | {173} | 175-4390 | 115-2422 |
| 2010-03 5500 | 31T | 650 | {173} | 175-4390 | 175-4370 |
| | 31T | 925 | {173} | 175-4390 | 115-2422 |
| 2010-03 5900 | 31T | 650 | {173} | 175-4390 | 175-4370 |
| | 31T | 925 | {173} | 175-4390 | 115-2422 |
| 2010-03 7300 | 31T | 650 | {173} | 175-4390 | 175-4370 |
| | 31T | 925 | {173} | 175-4390 | 115-2422 |
| 2010-03 7400 | 31T | 650 | {173} | 175-4390 | 175-4370 |
| | 31T | 925 | {173} | 175-4390 | 115-2422 |
| 2010-03 7500 | 31T | 650 | {173} | 175-4390 | 175-4370 |
| | 31T | 925 | {173} | 175-4390 | 115-2422 |
| 2010-03 7600 | 31T | 650 | {173} | 175-4390 | 175-4370 |
| | 31T | 925 | {173} | 175-4390 | 115-2422 |
| 2010-03 8600 | 31T | 650 | {173} | 175-4390 | 175-4370 |
| 2008 9000 | 31T | 650 | {173} | 175-4390 | 175-4370 |
| 2008 CITYSTAR | 31T | 650 | {173} | 175-4390 | 175-4370 |
| 2008 DURASTAR | 31T | 650 | {173} | 175-4390 | 175-4370 |
| 2008 PAYSTAR | 31T | 650 | {173} | 175-4390 | 175-4370 |
| 2008 TRANSTAR | 31T | 650 | {173} | 175-4390 | 175-4370 |
| 2008 WORKSTAR | 31T | 650 | {173} | 175-4390 | 175-4370 |
| 2007-06 9200I | 31T | 650 | {173} | 175-4390 | 175-4370 |
| 2007-06 9400I | 31T | 650 | {173} | 175-4390 | 175-4370 |
| 2007-06 9900I | 31T | 650 | {173} | 175-4390 | 175-4370 |
| | 31T | 925 | {173} | 175-4390 | 115-2422 |
| 2007-06 9900IX | 31T | 650 | {173} | 175-4390 | 175-4370 |
| | 31T | 925 | {173} | 175-4390 | 115-2422 |
| 2007-06 CITYTRACTOR | 31T | 650 | {173} | 175-4390 | 175-4370 |
| | 31T | 925 | {173} | 175-4390 | 115-2422 |
| 2007-06 RXT TOWBODY | 31T | 650 | {173} | 175-4390 | 175-4370 |
| 2006-03 4200 | 31T | 650 | {173} | 175-4390 | 175-4370 |
| | 31T | 925 | {173} | 175-4390 | 115-2422 |
| 2004-97 4700 | 31T | 650 | {173} | 175-4390 | 175-4370 |
| | 31T | 925 | {173} | 175-4390 | 115-2422 |
| 2004-97 4900 | 31T | 650 | {173} | 175-4390 | 175-4370 |
| | 31T | 925 | {173} | 175-4390 | 115-2422 |
| INTERNATIONAL (NAVISTAR) | | | | | |
| S Series | | | | | |
| 2006 S1900 | 31T | 760 | | 175-4390 | 115-2422 |
| INTERNATIONAL BUS IC | | | | | |
| Commercial Bus | | | | | |
| 2010-04 3300 | 31T | 650 | {173} | 175-4390 | 175-4370 |
| 2010-04 3300 - Optional | 31T | 925 | {173} | 175-4390 | 115-2422 |
| 2010 HC Series | 31T | 650 | {173} | 175-4390 | 175-4370 |
| 2010 HC Series - Optional | 31T | 925 | {173} | 175-4390 | 115-2422 |
| 2009-06 BE, CE, FE, RE Commercial | 31T | 650 | {173} | 175-4390 | 175-4370 |
| 2009-06 BE, CE, FE, RE Commercial - Optional | 31T | 925 | {173} | 175-4390 | 115-2422 |
| 2009-06 RE | 31T | 925 | {173} | 175-4390 | 115-2422 |
| 2009-06 RE Commercial | 31T | 650 | {173} | 175-4390 | 175-4370 |

Trucks & Buses

Trucks & Buses

INTERNATIONAL BUS IC — INTERNATIONAL HARVESTER



IMPORTANT NOTE: BATTERIES CAN EXPLODE! Always wear safety glasses AND shield eyes when working around batteries. Always check for proper polarity and sufficient terminal clearance BEFORE final installation to avoid dangerous sparks, potential explosion, possible severe personal injury and/or expensive electrical system and/or vehicle/equipment damage or fire.

| MAKE EQUIPMENT TYPE YEAR / MODEL | O.E. BCI NO. | CCA @ ° F | Notes | REPLACEMENT | |
|---|--------------------|-----------------|-------|-------------|----------|
| | | | | Option 1 | Option 2 |
| INTERNATIONAL BUS IC (Continued) | | | | | |
| Commercial Bus (Continued) | | | | | |
| 2009-06 RE Commercial Optional | 31T | 925 | {173} | 175-4390 | 115-2422 |
| School Bus | | | | | |
| 2010-02 3200 | 31T | 650 | {173} | 175-4390 | 175-4370 |
| 2010-02 3200 - Optional | 31T | 925 | {173} | 175-4390 | 115-2422 |
| INTERNATIONAL HARVESTER | | | | | |
| Early Model Trucks & School Buses | | | | | |
| 1970-65 All M-, MA-, MC- Models 700 thru 1700 | 24 | 450 | | 153-5656 | 8C-3600 |
| 1970-58 A-, AB-, AM-, AMC-, B-, BB-, BC-, BCF-, C-, CC-, CCF-, D- | 24 | 450 | | 153-5656 | 8C-3600 |
| 1970-58 All B- Models ex. Perkins Diesel - All 6-Volt4 | 700 | | {70} | 8C-3633 | — |
| 1970-58 All R-, RF-, RD- All 12-Volt | 27 | 370 | | 153-5656 | 8C-3601 |
| 1970-58 All R-, RF-, RD- All 6-Volt | 4 | 700 | {173} | 8C-3633 | — |
| 1969-58 All V- Models | 27 | 370 | | 153-5656 | 8C-3601 |
| 1965-58 AM, B - Models 120 thru 163 ex. dual 6-Volt | 24 | 450 | | 153-5656 | 8C-3600 |
| 1965-58 AM-80, CM-75, CM-80, CM-110 | 24 | 370 | | 153-5656 | 8C-3600 |
| 1965-58 All D Series - Diesel, Detroit Diesel Eng | 7D | 900 | {15} | 8C-3635 | 8C-3633 |
| 1965-58 All D Series ex. Det. Diesel | 4 | 700 | {173} | 8C-3633 | — |
| 1965-58 B-160 Dual 6-volt | 2 | 550 | | 153-5690 | 8C-3629 |
| 1964-58 ACO-190, ACO-200, ACO-220 | 27 | 370 | | 153-5656 | 8C-3601 |
| 1964-58 ACOF-190, ACOF-200 | 4 | 700 | {15} | 8C-3633 | — |
| 1963-62 All B- Models All 12-Volt | 24 | 500 | | 153-5656 | 8C-3600 |
| 1963-62 All B- Models - Diesel, Perkins, All 12-Volt | 7D | 900 | {15} | 8C-3635 | 8C-3633 |
| 1961-58 AC-220D, BC-220D, ACF-190D, BCF-190D, BCF-200D | 4 | 700 | {173} | 8C-3633 | — |
| 1961-58 ACD-163, BCD-163 | 5D | 830 | {15} | 8C-3633 | — |
| 1961-58 ACD-173, BCD-173, BCD-183, CO-170, CO-180 | 7D | 900 | {15} | 8C-3635 | 8C-3633 |
| School Buses | | | | | |
| 2000-77 3000FE, 3400, 3600, 3800 | 31T | 550 | {15} | 175-4390 | 175-4370 |
| 1982-78 1700-1800 S-Series | 24 | 340 | | 153-5656 | 8C-3600 |
| 1982-78 1700-1800 S-Series Optional | 24 | 435 | | 153-5656 | 8C-3600 |
| | 31T | 625 | {177} | 175-4390 | 175-4370 |
| | 4D | 700 | | 153-5710 | 153-5700 |
| | 8D | 880 | | 153-5720 | 101-4000 |
| 1977 1610-FC, 1853 | 24 | 410 | | 153-5656 | 8C-3600 |
| 1974-62 1603, 1703, 1803 - Diesel | 4 | 700 | | 8C-3633 | — |
| 1974-62 1603, 1703, 1803 - Diesel, Optional | 5D | 830 | | 8C-3633 | — |
| 1974-62 183RE, 193RE Rear Eng. | 27 | 370 | | 153-5656 | 8C-3601 |
| 1974-62 183RE, 193RE Optional, Rear Eng. | 4D | 700 | | 153-5710 | 153-5700 |
| | 8D | 900 | | 153-5720 | 101-4000 |

| MAKE EQUIPMENT TYPE YEAR / MODEL | O.E. BCI NO. | CCA @ ° F | Notes | REPLACEMENT | |
|--|--------------------|-----------------|-------|-------------|----------|
| | | | | Option 1 | Option 2 |
| INTERNATIONAL HARVESTER (Continued) | | | | | |
| School Buses (Continued) | | | | | |
| 1974-62 1853FC - Diesel | 27 | 370 | | 153-5656 | 8C-3601 |
| 1974-62 1853FC - Diesel, Optional | 5D | 830 | | 8C-3633 | — |
| | 7D | 900 | | 8C-3635 | 8C-3633 |
| | 8D | 900 | | 153-5720 | 101-4000 |
| S-Series Tractors | | | | | |
| 1981 2275, F-2275, 2575, F-2575 | 31T | 625 | {177} | 175-4390 | 175-4370 |
| Schoolmaster | | | | | |
| 1976-62 1603, 1703, 1803 - Optional | 2 | 650 | | 153-5690 | 8C-3629 |
| | 24 | 370 | | 153-5656 | 8C-3600 |
| | 30H | 520 | | 8C-3627 | 8C-3601 |
| | 4 | 730 | {15} | 8C-3633 | — |
| | 4D | 700 | | 153-5710 | 153-5700 |
| | 5D | 830 | | 8C-3633 | — |
| | 7D | 900 | | 8C-3635 | 8C-3633 |
| | 8D | 880 | | 153-5720 | 101-4000 |
| Transtar, Transtar II | | | | | |
| 1983-81 CO-4070B, COF-4070B, F-4270, F-4370, 4370, CO-9670, COF-9670 | 31T | 625 | {70} | 175-4390 | 175-4370 |
| 1980-77 4270, F-4270 Transtar II | 31T | 625 | {70} | 175-4390 | 175-4370 |
| 1980-77 4370, F-4370 Transtar | 31T | 625 | {70} | 175-4390 | 175-4370 |
| 1976-75 CO-4070B, COF-4070B, 4270, F-4270, 4370, F-4370 | 4 | 830 | {173} | 8C-3633 | — |
| 1976-75 CO-4070B, COF-4070B, 4270, F-4270, 4370, F-4370 - Optional | 4 | 990 | {173} | 8C-3633 | — |
| 1976 Conoco 4170, F-4170 | 4 | 830 | {173} | 8C-3633 | — |
| 1974-68 CO-4070A, CO-4070B Optional | 30H | 520 | | 8C-3627 | 8C-3601 |
| | 4 | 700 | | 8C-3633 | — |
| | 5D | 830 | | 8C-3633 | — |
| | 7D | 900 | | 8C-3635 | 8C-3633 |
| | 8D | 900 | | 153-5720 | 101-4000 |
| Scout Series | | | | | |
| 1980-79 100 thru 500 - Optional, Scout, Terra, Traveler | 74 | 500 | | 153-5660 | 7X-6100 |
| 1980-77 100 thru 500 - Diesel, Scout, Terra, Traveler | 31T | 625 | | 175-4390 | 175-4370 |
| 1978-76 100 thru 500 - Scout, Terra, Traveler | 24 | 370 | | 153-5656 | 8C-3600 |
| 1973-64 1010 thru 1510 | 27 | 400 | | 153-5656 | 8C-3601 |
| 1970-61 80, 80 4 x 4, 800, 800A, 800B | 24 | 370 | | 153-5656 | 8C-3600 |
| 1961 80, 80 4 x 4, 800, 800A, 800B - 4WD | 24 | 370 | | 153-5656 | 8C-3600 |
| Trucks | | | | | |
| 1980 5050, 5070 - 4WD | 31T | 600 | | 175-4390 | 175-4370 |
| 1977-76 1600, 1640, 1700, 1750, 1800, 1850, F-1800, F-1850 - 4WD | 24 | 410 | | 153-5656 | 8C-3600 |
| 1976-68 100 thru 200 | 27 | 525 | | 153-5656 | 8C-3601 |
| 1976-68 1010 thru 1310 | 27 | 525 | | 153-5656 | 8C-3601 |
| 1973-62 210 thru 230 | 4 | 700 | | 8C-3633 | — |
| | 7D | 900 | | 8C-3635 | 8C-3633 |

{15} Two batteries required. For best results, replace both. {70} Two, Three or Four batteries required. For best results, replace all. {173} Requires 4 batteries. {177} Requires 1, 2 or 3 batteries.

Trucks & Buses INTERNATIONAL HARVESTER

IMPORTANT NOTE: BATTERIES CAN EXPLODE! Always wear safety glasses AND shield eyes when working around batteries. Always check for proper polarity and sufficient terminal clearance BEFORE final installation to avoid dangerous sparks, potential explosion, possible severe personal injury and/or expensive electrical system and/or vehicle/equipment damage or fire.

| MAKE EQUIPMENT TYPE YEAR / MODEL | O.E. BCI NO. | CCA @ ° F | Notes | REPLACEMENT | |
|---|--------------------|-----------------|-------|-------------|----------|
| | | | | Option 1 | Option 2 |
| INTERNATIONAL HARVESTER (Continued) | | | | | |
| Trucks (Continued) | | | | | |
| 1973-62 210 thru 230 - Gas, Optional | 8D | 900 | | 153-5720 | 101-4000 |
| 1972-62 CO-190C, CO-200, CO-220, COF-190, COF-200 | 27H | 435 | | 153-5656 | 8C-3601 |
| 1970-64 CO-4000, COF-4000, COT-4000 | 4 | 700 | {173} | 8C-3633 | — |
| 1970-64 CO-4000, COF-4000, COT-4000 - Optional | 5D | 830 | {173} | 8C-3633 | — |
| | 7D | 900 | {15} | 8C-3635 | 8C-3633 |
| 1970-64 CO-4000D, COF-4000D, COT-4000D | 4 | 700 | {173} | 8C-3633 | — |
| 1970-64 CO-4000D, COF-4000D, COT-4000D - Optional | 5D | 830 | {173} | 8C-3633 | — |
| | 7D | 900 | {15} | 8C-3635 | 8C-3633 |
| 1970-63 A-900, B-900, C-900, D-900 thru D-1500 | 24 | 370 | | 153-5656 | 8C-3600 |
| 1969-62 DCO-220 - Diesel | 4 | 700 | | 8C-3633 | — |
| 1969-62 DCO-220 - Diesel, Optional | 5D | 830 | | 8C-3633 | — |
| | 7D | 900 | | 8C-3635 | 8C-3633 |
| | 8D | 900 | | 153-5720 | 101-4000 |
| 1968-66 A-900, B-900, C-900, D-900 thru D-1500 Optional | 27 | 525 | | 153-5656 | 8C-3601 |
| 1968-65 AB-1200, AB-1400 | 24 | 370 | | 153-5656 | 8C-3600 |
| Cargostar | | | | | |
| 1983-78 CO-1610B, CO-1710B | 24 | 410 | | 153-5656 | 8C-3600 |
| 1983-78 CO-1610B, CO-1710B - Optional | 31T | 625 | | 175-4390 | 175-4370 |
| 1983-78 CO-1910B, CO-1950B | 24 | 410 | | 153-5656 | 8C-3600 |
| 1983-78 CO-1910B, CO-1950B - Optional | 31T | 625 | | 175-4390 | 175-4370 |
| 1983-78 COF-1810B, COF-1910B | 24 | 410 | | 153-5656 | 8C-3600 |
| 1983-78 COF-1810B, COF-1910B - Optional | 31T | 625 | | 175-4390 | 175-4370 |
| 1983-78 COF-1950B | 24 | 410 | | 153-5656 | 8C-3600 |
| 1983-78 COF-1950B - Optional | 31T | 625 | | 175-4390 | 175-4370 |
| 1977-76 CO-1910B, CO-1950B | 24 | 440 | | 153-5656 | 8C-3600 |
| 1977-75 CO-1610B, CO-1710B, CO-1910B, CO-1905B, COF-1810B, COF-1910B, COF-1950B | 24 | 410 | | 153-5656 | 8C-3600 |
| 1977-75 CO-1610B, CO-1710B, CO-1910B, CO-1905B, COF-1810B, COF-1910B, COF-1950B - Optional | 30H | 520 | | 8C-3627 | 8C-3601 |
| | 31T | 625 | {15} | 175-4390 | 175-4370 |
| | 4 | 440 | {15} | 8C-3633 | — |
| 1974-69 CO-1910A | 27 | 370 | | 153-5656 | 8C-3601 |
| 1974-68 CO-1750A - Diesel | 5D | 830 | | 8C-3633 | — |
| 1974-68 CO-1850A - Diesel | 7D | 900 | | 8C-3635 | 8C-3633 |
| 1974-66 CO-1950A - Diesel | 4 | 700 | | 8C-3633 | — |
| 1974-63 CO-1610A, CO-1710A, CO-1810A | 27 | 370 | | 153-5656 | 8C-3601 |
| Fleetstar | | | | | |
| 1977-75 2010A, F-2010A, 2050A, F-2050A, 2070A, F-2070A | 24 | 440 | | 153-5656 | 8C-3600 |
| 1977-75 2010A, F-2010A, 2050A, F-2050A, 2070A, F-2070A - Optional | 4 | 730 | {177} | 8C-3633 | — |

| MAKE EQUIPMENT TYPE YEAR / MODEL | O.E. BCI NO. | CCA @ ° F | Notes | REPLACEMENT | |
|--|--------------------|-----------------|-------|-------------|----------|
| | | | | Option 1 | Option 2 |
| INTERNATIONAL HARVESTER (Continued) | | | | | |
| Fleetstar (Continued) | | | | | |
| 1974-67 2010A, 2011A | 27 | 435 | | 153-5656 | 8C-3601 |
| 1974-67 2010A, 2011A - Optional | 4 | 700 | | 8C-3633 | — |
| | 5D | 830 | | 8C-3633 | — |
| | 7D | 900 | | 8C-3635 | 8C-3633 |
| 1974-62 1910A, 2000D | 27 | 435 | | 153-5656 | 8C-3601 |
| 1974-62 1910A, 2000D - Diesel | 4 | 700 | | 8C-3633 | — |
| 1974-62 1910A, 2000D - Optional | 4 | 700 | | 8C-3633 | — |
| 1974-62 1910A, 2000D - Diesel, Optional | 7D | 900 | | 8C-3635 | 8C-3633 |
| 1974-62 2000D, 2050D - Diesel | 4 | 700 | | 8C-3633 | — |
| 1974-62 2000D, 2050D - Diesel, Optional | 7D | 900 | | 8C-3635 | 8C-3633 |
| Loadstar | | | | | |
| 1977-75 1600, 1640, 1700, 1750, 1800, 1850, F-1800, F-1850 | 24 | 410 | | 153-5656 | 8C-3600 |
| 1977-75 1600, 1640, 1700, 1750, 1800, 1850, F-1800, F-1850 - 4WD | 24 | 410 | | 153-5656 | 8C-3600 |
| 1977-75 1600, 1640, 1700, 1750, 1800, 1850, F-1800, F-1850 - 4WD, Optional | 4 | 730 | {15} | 8C-3633 | — |
| 1977-75 1600, 1640, 1700, 1750, 1800, 1850, F-1800, F-1850 - Optional | 4 | 730 | {15} | 8C-3633 | — |
| 1974-64 1800D - Diesel | 4 | 700 | | 8C-3633 | — |
| 1974-64 1800D - Diesel, Optional | 7D | 900 | | 8C-3635 | 8C-3633 |
| 1974-62 1600, 1700 | 24 | 370 | | 153-5656 | 8C-3600 |
| 1974-62 1600, 1700 - Diesel | 4 | 700 | | 8C-3633 | — |
| 1974-62 1600, 1700 - Diesel, Optional | 5D | 830 | | 8C-3633 | — |
| | 7D | 900 | | 8C-3635 | 8C-3633 |
| 1974-62 1600, 1700, 1750, 1850, 1950 - Diesel | 4 | 700 | | 8C-3633 | — |
| 1974-62 1600, 1700, 1750, 1850, 1950 - Diesel, Optional | 5D | 830 | | 8C-3633 | — |
| | 7D | 900 | | 8C-3635 | 8C-3633 |
| 1974-62 CO-1700, CO-1800 | 24 | 370 | | 153-5656 | 8C-3600 |
| 1974-62 CO-1700, CO-1800 - Optional | 27 | 370 | | 153-5656 | 8C-3601 |
| Metro | | | | | |
| 1974-63 M-1210 thru M-1510 | 4 | 700 | | 8C-3633 | — |
| Mixers | | | | | |
| 1974-72 M-6123CBE | 27 | 435 | | 153-5656 | 8C-3601 |
| 1974-70 M-4270, M-4370 | 4 | 700 | | 8C-3633 | — |
| 1974-70 M-4270, M-4370 - Optional | 5D | 830 | | 8C-3633 | — |
| | 7D | 900 | | 8C-3635 | 8C-3633 |
| 1974-65 M-412CBE | 27 | 435 | | 153-5656 | 8C-3601 |
| 1974-65 M-412CBE - Optional | 30H | 520 | | 8C-3627 | 8C-3601 |
| 1974-65 M-412CBE - Diesel | 4 | 700 | | 8C-3633 | — |
| 1974-65 M-412CBE - Optional | 4 | 700 | | 8C-3633 | — |
| 1974-65 M-412CBE - Diesel, Optional | 7D | 900 | | 8C-3635 | 8C-3633 |
| 1974-62 M-6123CBE - Diesel | 4 | 700 | | 8C-3633 | — |
| 1974-62 M-6123CBE - Diesel, Optional | 7D | 900 | | 8C-3635 | 8C-3633 |
| 1974-62 M-623CBE | 27 | 435 | | 153-5656 | 8C-3601 |
| 1974-62 M-623CBE - Diesel | 4 | 700 | | 8C-3633 | — |
| 1974-62 M-623CBE - Optional | 4 | 700 | | 8C-3633 | — |

Trucks & Buses

INTERNATIONAL HARVESTER — IVECO



IMPORTANT NOTE: BATTERIES CAN EXPLODE! Always wear safety glasses AND shield eyes when working around batteries. Always check for proper polarity and sufficient terminal clearance BEFORE final installation to avoid dangerous sparks, potential explosion, possible severe personal injury and/or expensive electrical system and/or vehicle/equipment damage or fire.

| MAKE EQUIPMENT TYPE YEAR / MODEL | O.E. BCI NO. | CCA @ ° F | Notes | REPLACEMENT | |
|--|--------------------|-----------------|-------|-------------|----------|
| | | | | Option 1 | Option 2 |
| INTERNATIONAL HARVESTER (Continued) | | | | | |
| Mixers (Continued) | | | | | |
| 1974-62 M-623CBE - Diesel, Optional | 5D | 830 | | 8C-3633 | — |
| | 7D | 900 | | 8C-3635 | 8C-3633 |
| | 8D | 900 | | 153-5720 | 101-4000 |
| 1968-65 M-8234CBE | 27 | 435 | | 153-5656 | 8C-3601 |
| 1968-65 M-8234CBE - Optional | 4 | 700 | | 8C-3633 | — |
| | 7D | 900 | | 8C-3635 | 8C-3633 |
| Paystar | | | | | |
| 1983-81 5050, F-5050, 5070, F-5070, COF-5370 | 31T | 455 | {179} | 175-4390 | 175-4370 |
| 1981 5050, F-5050, 5070, F-5070, COF-5370 - 6X4 | 31T | 455 | {181} | 175-4390 | 175-4370 |
| 1980-77 COF-5370 - 6X4 | 31T | 455 | {181} | 175-4390 | 175-4370 |
| 1980 5050, 5070 - 4X4 | 31T | 455 | {173} | 175-4390 | 175-4370 |
| 1980 F-5050, F-5070, F-5050SF, F-5070SF - 6X4 | 31T | 455 | {173} | 175-4390 | 175-4370 |
| 1980 F-5050, F-5070, F-5050SF, F-5070SF - 6X6 | 31T | 455 | {173} | 175-4390 | 175-4370 |
| 1980 F-5050, F-5070, F-5050SF, F-5070SF Optional, 6X6 | 31T | 625 | {179} | 175-4390 | 175-4370 |
| 1979-75 5050, 5070 Optional, 4X4 | 31T | 625 | {179} | 175-4390 | 175-4370 |
| 1979-75 5050, 5070 - 4X4 | 4 | 700 | {70} | 8C-3633 | — |
| 1979-75 5050, 5070 Optional, 4X4 | 4 | 975 | {15} | 8C-3633 | — |
| 1979-75 F-5050, F-5070 Optional, 6X4 | 31T | 625 | {179} | 175-4390 | 175-4370 |
| 1979-75 F-5050, F-5070 Optional, 6X6 | 31T | 625 | {179} | 175-4390 | 175-4370 |
| 1979-75 F-5050, F-5070 - 6X4 | 4 | 700 | {70} | 8C-3633 | — |
| 1979-75 F-5050, F-5070 - 6X6 | 4 | 700 | {70} | 8C-3633 | — |
| 1979-75 F-5050, F-5070 Optional, 6X4 | 4 | 975 | {15} | 8C-3633 | — |
| 1979-75 F-5050, F-5070 Optional, 6X6 | 4 | 975 | {15} | 8C-3633 | — |
| 1979-75 F-5050, F-5070, F-5050SF, F-5070SF Optional, 6X4 | 31T | 625 | {179} | 175-4390 | 175-4370 |
| 1979-75 F-5050, F-5070, F-5050SF, F-5070SF 6X4 | 4 | 700 | {70} | 8C-3633 | — |
| 1979-75 F-5050, F-5070, F-5050SF, F-5070SF Optional, 6X4 | 4 | 975 | {15} | 8C-3633 | — |
| 1976 F-5010 - 6X4 | 31T | 455 | {181} | 175-4390 | 175-4370 |
| S-Series | | | | | |
| 1983-81 1600, 1800, 1900, 2100 | 24 | 340 | | 153-5656 | 8C-3600 |
| 1983-81 1600, 1800, 1900, 2100 - Optional | 27 | 435 | | 153-5656 | 8C-3601 |
| | 31T | 625 | {177} | 175-4390 | 175-4370 |
| 1983-81 2250, 2250-F, 2550, 2550-F, 2650, 2650-F, 2270, 2270-F, 2570, 2570-F, 2670, 2670-F | 31T | 500 | {15} | 175-4390 | 175-4370 |
| 1983-81 2250, 2250-F, 2550, 2550-F, 2650, 2650-F, 2270, 2270-F, 2570, 2570-F, 2670, 2670-F - Optional | 31T | 625 | {177} | 175-4390 | 175-4370 |

| MAKE EQUIPMENT TYPE YEAR / MODEL | O.E. BCI NO. | CCA @ ° F | Notes | REPLACEMENT | |
|---|--------------------|-----------------|---------|--------------|--------------|
| | | | | Option 1 | Option 2 |
| INTERNATIONAL HARVESTER (Continued) | | | | | |
| S-Series (Continued) | | | | | |
| 1980-78 1600, 1700, 1800, 2100, 2200, 2600 | 24 | 340 | | 153-5656 | 8C-3600 |
| 1980-78 1600, 1700, 1800, 2100, 2200, 2600 - Optional | 24 | 410 | | 153-5656 | 8C-3600 |
| | 31T | 625 | {177} | 175-4390 | 175-4370 |
| 1977-76 2100, 2200, 2600 | 24 | 340 | | 153-5656 | 8C-3600 |
| 1977-76 2100, 2200, 2600 - Optional | 24 | 410 | | 153-5656 | 8C-3600 |
| ISUZU | | | | | |
| 2010-06 FTR, FVR, FXR, HTR, HVR, HXR | 31T | 750 | {15} | 175-4390 | 175-4370 |
| 2008-06 NQR, NRR - Diesel | 31T | 750 | {15} | 175-4390 | 175-4370 |
| 2006 NPR | 31T | 630 | {15} | 175-4390 | 175-4370 |
| 2000-92 NQR - Diesel | 31T | 750 | {15} | 175-4390 | 175-4370 |
| 2000-88 EVR, FSR, FTR, FVR, NPR | 31P | 750 | {15;49} | 127-0826{29} | 127-0824{29} |
| 2000-88 NRR - Diesel | 31P | 750 | {15;49} | 127-0826{29} | 127-0824{29} |
| 1998-95 FRR | 31T | 750 | {49} | 175-4390 | 175-4370 |
| 1997-93 EVR, FSR, FTR, FVR, NPR | 24 | 630 | {49} | 127-0826 | 127-0824 |
| 1997-93 NQR | 24 | 630 | {215} | 127-0826 | 127-0824 |
| 1991-88 EVR, FSR, FTR, FVR, NPR - Diesel | 31T | 750 | {49} | 175-4390 | 175-4370 |
| 1987-85 FSR, KS22, NPR | 31P | 580 | {49} | 250-0486{29} | 127-0826{29} |
| 1987 FSR | 31P | 580 | {49} | 250-0486{29} | 127-0826{29} |
| 1985 FSR, KS22, NPR | 31P | 420 | {49} | 250-0486{29} | 127-0826{29} |
| IVECO | | | | | |
| Coach RV | | | | | |
| 2008-06 Daily Camper | 31T | 625 | {15} | 175-4390 | 175-4370 |
| Commercial Bus | | | | | |
| 2008-06 Mini Bus, Touring, Urban | 31T | 625 | {15} | 175-4390 | 175-4370 |
| Heavy Duty | | | | | |
| 2010-06 Stralis AS/ES, AT/AD, Trakker | 31T | 625 | {15} | 175-4390 | 175-4370 |
| Light Duty | | | | | |
| 2008-06 Daily Agile, Cab, Combi GNG, Van | 31T | 625 | {15} | 175-4390 | 175-4370 |
| Medium Duty | | | | | |
| 2010-01 Euro Cargo | 31T | 625 | {15} | 175-4390 | 175-4370 |
| Specialty | | | | | |
| 2008-06 ADT, Airport Fire Vehicle, Automatic Turnable Ladder, Firefighting Appliance, HDT, RD, Telescopic Pl | 31T | 625 | {15} | 175-4390 | 175-4370 |
| Trucks | | | | | |
| 1991-89 10-14, 12-11, 12-12, 12-14, 13-14 | 31A | 625 | {15} | 250-0486{29} | 127-0826{29} |
| 1991-89 15-14, 18-14, 18-16, 23-16 | 31A | 625 | {15} | 250-0486{29} | 127-0826{29} |
| 1988-87 110, 120TA, 220, 220T, 230T, 335T, 340T, 435T, 450T | 31A | 625 | {15} | 250-0486{29} | 127-0826{29} |
| 1986-85 Z-340T, Z-450T | 30H | 540 | {15} | 8C-3627 | 8C-3601 |

{15} Two batteries required. For best results, replace both. {17} Watch polarity and clearance! Vehicle could have reverse terminal battery.
 {18} Gr. 31 battery w/ SAE terminal posts. {29} Battery hold-down may need to be replaced and/or modified. Battery cable replacement may be necessary.
 {49} Best fit estimate. Match to original battery to assure proper fit and polarity. {59} When ordering battery, specify terminal adapter.
 {70} Two, Three or Four batteries required. For best results, replace all. {147} 1 Battery - Dual Battery Opt. {173} Requires 4 batteries.
 {175} Requires 1 or 5 batteries. {177} Requires 1, 2 or 3 batteries. {179} Requires 1 to 4 batteries. {181} Requires 3 batteries.
 {215} Spacer may be required.

Trucks & Buses IVECO — MACK

IMPORTANT NOTE: BATTERIES CAN EXPLODE! Always wear safety glasses AND shield eyes when working around batteries. Always check for proper polarity and sufficient terminal clearance BEFORE final installation to avoid dangerous sparks, potential explosion, possible severe personal injury and/or expensive electrical system and/or vehicle/equipment damage or fire.

| MAKE EQUIPMENT TYPE YEAR / MODEL | O.E. BCI NO. | CCA @ ° F | Notes | REPLACEMENT | |
|---|--------------------|-----------------|---------|--------------|----------|
| | | | | Option 1 | Option 2 |
| IVECO (Continued) | | | | | |
| Trucks (Continued) | | | | | |
| 1985-83 Z-100, Z-110, Z-120TA, Z-220, Z-220T, Z-230T | 30H | 540 | {15} | 8C-3627 | 8C-3601 |
| | 43 | 375 | {15} | 8C-3605 | 250-0490 |
| 1982 Z-100, Z-110, Z-220 | 43 | 375 | {15} | 8C-3605 | 250-0490 |
| KALAMAZOO | | | | | |
| Buses | | | | | |
| 1951-48 All models | 7D | 900 | | 8C-3635 | 8C-3633 |
| KENWORTH | | | | | |
| 2003-01 T Series | 31T | 925 | {70} | 175-4390 | 115-2422 |
| KENWORTH MFG. CO. | | | | | |
| Industrial Tractors | | | | | |
| 1967-62 200 | 4D | 800 | {15} | 153-5710 | 153-5700 |
| 1967-62 300 thru 600, KT-17 | 8D | 900 | {15} | 153-5720 | 101-4000 |
| KENWORTH TRUCK CO. | | | | | |
| Commercial Trucks | | | | | |
| 2010-09 T470 | 31T | 925 | {173} | 175-4390 | 115-2422 |
| 2010-08 C500 | 31T | 925 | {173} | 175-4390 | 115-2422 |
| 2010-08 K260 | 31T | 925 | {173} | 175-4390 | 115-2422 |
| 2010-07 T170 | 31T | 925 | {173} | 175-4390 | 115-2422 |
| 2010-07 T270 | 31T | 925 | {173} | 175-4390 | 115-2422 |
| 2010-07 T370 | 31T | 925 | {173} | 175-4390 | 115-2422 |
| 2010-07 T660 | 31T | 925 | {173} | 175-4390 | 115-2422 |
| 2010-03 T2000 | 31T | 925 | {173} | 175-4390 | 115-2422 |
| 2010-03 T800 | 31T | 925 | {173} | 175-4390 | 115-2422 |
| 2010-03 W900 | 31T | 925 | {173} | 175-4390 | 115-2422 |
| 2010 T440 | 31T | 925 | {173} | 175-4390 | 115-2422 |
| 2007-06 C500 Series, K104 | 31T | 925 | {173} | 175-4390 | 115-2422 |
| 2007-06 T350 | 31T | 925 | {173} | 175-4390 | 115-2422 |
| 2007-06 T40 4S | 31T | 925 | {173} | 175-4390 | 115-2422 |
| 2007-06 T401 | 31T | 925 | {173} | 175-4390 | 115-2422 |
| 2007-06 T401T | 31T | 925 | {173} | 175-4390 | 115-2422 |
| 2007-06 T404 | 31T | 925 | {173} | 175-4390 | 115-2422 |
| 2007-06 T404 SAR | 31T | 925 | {173} | 175-4390 | 115-2422 |
| 2007-06 T404 ST | 31T | 925 | {173} | 175-4390 | 115-2422 |
| 2007-06 T604 | 31T | 925 | {173} | 175-4390 | 115-2422 |
| 2007-06 T650 | 31T | 925 | {173} | 175-4390 | 115-2422 |
| 2007-06 T90H | 31T | 925 | {173} | 175-4390 | 115-2422 |
| 2007-06 T950 | 31T | 925 | {173} | 175-4390 | 115-2422 |
| 2007-00 K300 | 31T | 925 | {173} | 175-4390 | 115-2422 |
| 2007-00 T300 | 31T | 925 | {173} | 175-4390 | 115-2422 |
| 2006-03 T600 | 31T | 925 | {173} | 175-4390 | 115-2422 |
| 2006 T Series | 31T | 925 | {173} | 175-4390 | 115-2422 |
| 2005-03 C500 | 31T | 925 | {173} | 175-4390 | 115-2422 |
| 2000 Electric Start | 31T | 650 | {173} | 175-4390 | 115-2422 |
| 2000 Electric Start Optional | 31T | 750 | {173} | 175-4390 | 115-2422 |
| | 31T | 900 | {173} | 175-4390 | 115-2422 |
| | 31T | 925 | {173} | 175-4390 | 115-2422 |
| Trucks | | | | | |
| 1976-52 All | 4 | 625 | {70} | 8C-3633 | — |
| 1976-52 All - Optional | 8D | 900 | {15} | 153-5720 | 101-4000 |
| 1951-46 All | 5D | 750 | {70} | 8C-3633 | — |
| Air start | | | | | |
| 1995-77 Optional 12-Volt | 31T | 720 | {15} | 175-4390 | 175-4370 |
| 1995-77 Optional 6-Volt | 31T | 625 | {15} | 175-4390 | 175-4370 |
| 1995-77 Standard 12-Volt | 31T | 625 | {15} | 175-4390 | 175-4370 |
| 1983-77 Standard 6-Volt | 4 | 800 | {15} | 8C-3633 | — |
| Electric start | | | | | |
| 2000-85 Optional 12-Volt | 31P | 925 | {18;70} | 127-0824(29) | — |
| | 31T | 925 | {70} | 175-4390 | 115-2422 |

| MAKE EQUIPMENT TYPE YEAR / MODEL | O.E. BCI NO. | CCA @ ° F | Notes | REPLACEMENT | |
|---|--------------------|-----------------|----------|--------------|--------------|
| | | | | Option 1 | Option 2 |
| KENWORTH TRUCK CO. (Continued) | | | | | |
| Electric start (Continued) | | | | | |
| 2000-77 Optional 12-Volt | 31T | 625 | {59} | 175-4390 | 175-4370 |
| 2000-77 Standard 12-Volt | 31T | 650 | {70} | 175-4390 | 175-4370 |
| 1997-94 Optional 12-Volt | 31T | 700 | {17;179} | 175-4390 | 175-4370 |
| 1997-94 Standard 12-Volt Optional | 31T | 700 | {181} | 175-4390 | 175-4370 |
| 1997-86 Standard 12-Volt Optional | 31P | 625 | {181} | 250-0486(29) | 127-0826(29) |
| 1997-84 Optional 6-Volt | 4 | 940 | {173} | 8C-3633 | — |
| 1997-83 Optional 12-Volt | 31P | 625 | {18;173} | 250-0486(29) | 127-0826(29) |
| 1993-83 Optional 12-Volt | 31P | 530 | {18;173} | 250-0486(29) | 127-0826(29) |
| | 31T | 530 | {173} | 175-4390 | 175-4370 |
| 1990-77 Optional 6-Volt Optional | 5D | 830 | {173} | 8C-3633 | — |
| 1983-77 Standard 6-Volt | 4 | 800 | {70} | 8C-3633 | — |
| 1976 Standard 6-Volt | 4 | 630 | {177} | 8C-3633 | — |
| KME FIRE APPARATUS | | | | | |
| Class 8 Fire/Crash | | | | | |
| 2010-07 Predator | 31T | 925 | {175} | 175-4390 | 115-2422 |
| 2010-00 Excel Chassis | 31T | 925 | {175} | 175-4390 | 115-2422 |
| 2010-00 Firefox | 31T | 925 | {175} | 175-4390 | 115-2422 |
| 2010-00 Hawk | 31T | 925 | {175} | 175-4390 | 115-2422 |
| 2010-00 Renegade Chassis | 31T | 925 | {175} | 175-4390 | 115-2422 |
| 2009-04 AARF | 31T | 925 | {175} | 175-4390 | 115-2422 |
| Trucks | | | | | |
| 1996-81 All | 31T | 950 | {173} | 175-4390 | 115-2422 |
| KW-DART | | | | | |
| Trucks | | | | | |
| 1967-63 Models D-2541 thru D-6651 | 24 | 450 | | 153-5656 | 8C-3600 |
| 1962-52 10S, 10SL | 4D | 700 | {15} | 153-5710 | 153-5700 |
| 1962-52 18SUGS, 60T, 100B, 125UG, 200-456, 200-457 | 3 | 600 | {147} | 8C-3629 | 8C-3617 |
| 1956-52 200-3010, 200-3020 | 3 | 600 | | 8C-3629 | 8C-3617 |
| LIEBHERR-AMERICA, INC. | | | | | |
| Mining Trucks | | | | | |
| 2004-02 T 252, 262, 282B | 4D | 1000 | | 153-5710 | — |
| MACK | | | | | |
| OEM Used various size batteries in production. Check original battery for size and correct fit. | | | | | |
| Buses | | | | | |
| 1974 All Models | 4 | 630 | | 8C-3633 | — |
| 1959-58 97D | 8D | 950 | | 153-5720 | 101-4000 |
| 1959-58 All C Series | 4D | 800 | | 153-5710 | 153-5700 |
| 1959-58 B-34B | 2 | 600 | | 153-5690 | 8C-3629 |
| Commercial Trucks | | | | | |
| 2010-09 Titan ii | 31T | 650 | {181} | 175-4390 | 175-4370 |
| 2010-08 Granite | 31T | 650 | {181} | 175-4390 | 175-4370 |
| 2010-08 Granite Axle Back | 31T | 925 | {181} | 175-4390 | 115-2422 |
| 2010-08 Titan | 31T | 650 | {181} | 175-4390 | 175-4370 |
| 2010-07 Terrapro | 31T | 650 | {181} | 175-4390 | 175-4370 |
| 2010-06 Pinnacle | 31T | 650 | {181} | 175-4390 | 175-4370 |
| 2008-06 Rawhide | 31T | 925 | {173} | 175-4390 | 115-2422 |
| 2007-97 CH, Granite, LE, MR | 31T | 650 | {181} | 175-4390 | 175-4370 |
| 2007-06 Granite Axle Back | 31T | 925 | {173} | 175-4390 | 115-2422 |
| 2007-06 Granite Bridge Formula | 31T | 750 | {181} | 175-4390 | 175-4370 |
| 2007-06 Vision Sleeper/ Day Cab | 31T | 650 | {181} | 175-4390 | 175-4370 |
| 2007 CL | 31T | 650 | {181} | 175-4390 | 175-4370 |

Trucks & Buses

MACK — MITSUBISHI FUSO TRUCK OF AMERICA, INC.



IMPORTANT NOTE: BATTERIES CAN EXPLODE! Always wear safety glasses AND shield eyes when working around batteries. Always check for proper polarity and sufficient terminal clearance BEFORE final installation to avoid dangerous sparks, potential explosion, possible severe personal injury and/or expensive electrical system and/or vehicle/equipment damage or fire.

| MAKE EQUIPMENT TYPE YEAR / MODEL | O.E. BCI NO. | CCA @ ° F | Notes | REPLACEMENT | |
|---|--------------------|-----------------|-------|--------------|--------------|
| | | | | Option 1 | Option 2 |
| MACK (Continued) | | | | | |
| Commercial Trucks (Continued) | | | | | |
| 2006 CH, Granite, LE, MR | 31T | 650 | | 175-4390 | 175-4370 |
| 2006 CL | 31T | 760 | | 175-4390 | 115-2422 |
| 2006 Pinnacle-Sleeper/ Day Cab | 31T | 925 | | 175-4390 | 115-2422 |
| 2006 Vision Sleeper/ Day Cab | 31T | 660 | | 175-4390 | 175-4370 |
| 2005-97 CL | 31T | 650 | {181} | 175-4390 | 175-4370 |
| Fire Engines | | | | | |
| 1980-79 All Models | 8D | 880 | | 153-5720 | 101-4000 |
| Midliner Trucks | | | | | |
| 2000-95 MS/CS-200, MS/CS-250, MS/CS-300 | 31T | 660 | | 175-4390 | 175-4370 |
| 1994-91 MS/CS-200, MS/CS-250, MS/CS-300 | 31T | 550 | | 175-4390 | 175-4370 |
| 1990-79 MS/CS-200, MS/CS-250, MS/CS-300 | 31T | 475 | | 175-4390 | 175-4370 |
| 1980-79 Fire Engines | 8D | 880 | | 153-5720 | 101-4000 |
| Trucks | | | | | |
| 2000-95 All models | 31T | 660 | | 175-4390 | 175-4370 |
| 1994-84 All models | 31T | 625 | | 175-4390 | 175-4370 |
| 1994-84 All models - Optional | 4 | 680 | | 8C-3633 | — |
| 1983-52 All models - Optional | 2 | 520 | | 153-5690 | 8C-3629 |
| | 22F | 350 | | 3T-5859 | 250-0489 |
| | 24 | 400 | | 153-5656 | 8C-3600 |
| | 24F | 400 | | 3T-5858 | 250-0489 |
| | 27 | 415 | | 153-5656 | 8C-3601 |
| | 27F | 415 | | 8C-3602 | 3T-5858 |
| | 30H | 370 | | 8C-3627 | 8C-3601 |
| | 42 | 260 | | 250-0490 | — |
| | 5D | 750 | | 8C-3633 | — |
| | 7D | 870 | | 8C-3635 | 8C-3633 |
| MARGIRIS | | | | | |
| Trucks | | | | | |
| 1987-82 160 A11FL, 200 A11FL, 200 A13FL, 200 A13FL, 160 A13FL | 4DLT | 715 | {15} | 153-5710{30} | 153-5700{30} |
| MARMON TRUCK CO. | | | | | |
| 2000-76 All Models | 31T | 625 | {181} | 175-4390 | 175-4370 |
| MARMON-HERRINGTON | | | | | |
| Buses | | | | | |
| 1963-51 4C, 5C, 6C, 8MB | 4B | 975 | | 153-5710 | 153-5700 |
| Trucks | | | | | |
| 1968-62 C-704, C-754, F-804, C-854, C-954, C-1004, C-804, F-854, F-954, F-1004, F-804 | 27F | 500 | | 8C-3602 | 3T-5858 |
| 1968-62 F-504, F-604, F-704, F-754 | 24F | 400 | | 3T-5858 | 250-0489 |
| 1968-62 T-806, T-856, T-956 | 27F | 500 | | 8C-3602 | 3T-5858 |
| 1964-62 C-704, C-754, F-804, C-854, C-954, C-1004, C-804, F-854, F-954, F-1004, F-804 Optional | 29NF | 320 | | 250-0487{26} | — |
| 1964-62 F-504, F-604, F-704, F-754 - Optional | 29NF | 320 | | 250-0487{26} | — |

| MAKE EQUIPMENT TYPE YEAR / MODEL | O.E. BCI NO. | CCA @ ° F | Notes | REPLACEMENT | |
|---|--------------------|-----------------|-------|-------------|--------------|
| | | | | Option 1 | Option 2 |
| MERCEDES-BENZ TRUCK CO. | | | | | |
| Special 4D, only 9-1/4 high. Cable and hold-down modifications may be necessary. WATCH CLEARANCE! | | | | | |
| 1997-86 L-1113, L-1117, L-1319, LP-1219, LP-1419 | 31T | 625 | | 175-4390 | 175-4370 |
| 1997-85 LPS-1525 | 31T | 625 | | 175-4390 | 175-4370 |
| 1985-75 L-1013, L-1113, L-1116, L-1316, L-1117, L-1317 | 4D | 800 | | 153-5710 | 153-5700 |
| 1983-75 L-1418, LS-1418 | 30H | 580 | | 8C-3627 | 127-0826{29} |
| MIDLINER | | | | | |
| 2000-99 MS/CS-200 | 31T | 660 | {15} | 175-4390 | 175-4370 |
| 2000-95 MS/CS-250 | 31T | 660 | | 175-4390 | 175-4370 |
| 2000 MS/CS-300 | 31T | 660 | {15} | 175-4390 | 175-4370 |
| 1998-95 MS/CS-200 | 31T | 660 | | 175-4390 | 175-4370 |
| 1998-95 MS/CS-300 | 31T | 660 | {15} | 175-4390 | 175-4370 |
| 1994-91 MS/CS-200 | 31T | 550 | | 175-4390 | 175-4370 |
| 1994-91 MS/CS-250 | 31T | 550 | | 175-4390 | 175-4370 |
| 1994-91 MS/CS-300 | 31T | 550 | {15} | 175-4390 | 175-4370 |
| 1990-79 MS/CS-200 | 31T | 475 | | 175-4390 | 175-4370 |
| 1990-79 MS/CS-250 | 31T | 475 | | 175-4390 | 175-4370 |
| 1990-79 MS/CS-300 | 31T | 475 | {15} | 175-4390 | 175-4370 |
| 1980-79 Fire Engine | 8D | 880 | | 153-5720 | 101-4000 |
| MITSUBISHI FUSO | | | | | |
| 2010-06 FH | 31T | 512 | {15} | 175-4390 | 175-4370 |
| 2010-06 FK | 31T | 512 | {15} | 175-4390 | 175-4370 |
| 2010-06 FL | 31T | 650 | {15} | 175-4390 | 175-4370 |
| 2010-06 FM | 31T | 512 | {15} | 175-4390 | 175-4370 |
| 2006 FE140,145,180 | 31T | 400 | {15} | 175-4390 | 175-4370 |
| 2006 FG140 | 31T | 400 | {15} | 175-4390 | 175-4370 |
| 2006 FK200 | 31T | 512 | {15} | 175-4390 | 175-4370 |
| 2006 FM260 | 31T | 512 | {15} | 175-4390 | 175-4370 |
| 2006 FM330 | 31T | 512 | {15} | 175-4390 | 175-4370 |
| 2000-99 FE | 31T | 651 | {15} | 175-4390 | 175-4370 |
| 2000-99 FE-HD | 31T | 651 | {15} | 175-4390 | 175-4370 |
| 2000-99 FE-SP | 31T | 651 | {15} | 175-4390 | 175-4370 |
| 2000-99 FG | 31T | 651 | {15} | 175-4390 | 175-4370 |
| 2000-99 FK | 31T | 651 | {15} | 175-4390 | 175-4370 |
| 2000-99 FM-HR | 31T | 651 | {15} | 175-4390 | 175-4370 |
| 2000-99 FM-SP | 31T | 651 | {15} | 175-4390 | 175-4370 |
| 2000-99 FM-SR | 31T | 651 | {15} | 175-4390 | 175-4370 |
| 1998-97 FH | 31T | 651 | {15} | 175-4390 | 175-4370 |
| 1998-87 FE | 27 | 622 | {15} | 153-5656 | 8C-3601 |
| 1998-86 FK | 31T | 512 | {15} | 175-4390 | 175-4370 |
| 1998 FG | 27 | 622 | {15} | 153-5656 | 8C-3601 |
| 1995-86 FM | 31T | 512 | {15} | 175-4390 | 175-4370 |
| 1993-90 FG | 27 | 622 | {15} | 153-5656 | 8C-3601 |
| MITSUBISHI FUSO TRUCK OF AMERICA, INC. | | | | | |
| 2006 FB/FC/FE/FG/5/6 Series | 31T | 400 | {15} | 175-4390 | 175-4370 |
| 2006 FH, FK, FM | 31T | 512 | {15} | 175-4390 | 175-4370 |
| 2006 FP/FV Series, FL | 31T | 650 | {15} | 175-4390 | 175-4370 |
| 2000-99 All models | 31T | 650 | {15} | 175-4390 | 175-4370 |
| 1998-78 FE, FG | 27 | 622 | {15} | 153-5656 | 8C-3601 |
| 1998-78 FH, FK, FM | 31T | 512 | {15} | 175-4390 | 175-4370 |

{1} Battery gasses need to be vented to outside. {15} Two batteries required. For best results, replace both.
 {26} Replacement battery is wider than OE. Hold-down and/or tray replacement may be necessary.
 {29} Battery hold-down may need to be replaced and/or modified. Battery cable replacement may be necessary.
 {30} Replacement battery is wider and taller than OE. Hold-down and/or tray replacement may be necessary.
 {173} Requires 4 batteries. {177} Requires 1, 2 or 3 batteries. {181} Requires 3 batteries.

Trucks & Buses

NABI — NAVISTAR INTERNATIONAL

IMPORTANT NOTE: BATTERIES CAN EXPLODE! Always wear safety glasses AND shield eyes when working around batteries. Always check for proper polarity and sufficient terminal clearance BEFORE final installation to avoid dangerous sparks, potential explosion, possible severe personal injury and/or expensive electrical system and/or vehicle/equipment damage or fire.

| MAKE EQUIPMENT TYPE YEAR / MODEL | O.E. BCI NO. | CCA @ ° F | Notes | REPLACEMENT | |
|--|--------------------|-----------------|-------|-------------|----------|
| | | | | Option 1 | Option 2 |
| NABI | | | | | |
| Commercial Bus | | | | | |
| 2008-07 60 BRT - Hybrid | 31T | 1300 | | — | — |
| 2006 60 BRT | 8D | 1150 | | 153-5720 | 101-4000 |
| 2006 60 BRT Hybrid - Hybrid | 31T | 1300 | | — | — |
| Transit Bus | | | | | |
| 2010-96 40 LFW | 8D | 1150 | | 153-5720 | 101-4000 |
| 2010-07 Ultra LF | 8D | 1150 | | 153-5720 | 101-4000 |
| 2010-07 Ultra LMB | 8D | 1150 | | 153-5720 | 101-4000 |
| 2010-07 XCEL 102 | 8D | 1150 | | 153-5720 | 101-4000 |
| 2009-07 60 BRT | 8D | 1150 | | 153-5720 | 101-4000 |
| 2005-04 60 BRT | 8D | 1150 | | 153-5720 | 101-4000 |
| NAVISTAR INT'L TRANSPORTATION CORP. | | | | | |
| Cargostar | | | | | |
| 1983-78 All | 24 | 435 | | 153-5656 | 8C-3600 |
| 1983-78 All - Optional | 30H | 520 | | 8C-3627 | 8C-3601 |
| | 31T | 475 | {15} | 175-4390 | 175-4370 |
| | 31T | 625 | {15} | 175-4390 | 175-4370 |
| 1977-76 All | 24 | 440 | | 153-5656 | 8C-3600 |
| 1977-76 All - Optional | 4 | 730 | {15} | 8C-3633 | — |
| Commercial Trucks | | | | | |
| 2006 4000, 5000, 7000, 8000, 9000 Series, City Tractor, CXT, MXT, RXT, RXT Towbody | 31T | 650 | {173} | 175-4390 | 175-4370 |
| 2006 4000, 5000, 7000, 8000, 9000 Series, City Tractor, CXT, MXT, RXT, RXT Towbody Optional | 31T | 925 | {173} | 175-4390 | 115-2422 |
| 2006 CF Series | 31T | 925 | {15} | 175-4390 | 115-2422 |
| Construction Trucks | | | | | |
| 1998-77 All Models | 31T | 650 | {177} | 175-4390 | 175-4370 |
| Fleetstar | | | | | |
| 1977-76 All | 24 | 440 | | 153-5656 | 8C-3600 |
| 1977-76 All - Optional | 4 | 440 | {15} | 8C-3633 | — |
| | 4 | 730 | {177} | 8C-3633 | — |
| Loadstar | | | | | |
| | 24 | 440 | | 153-5656 | 8C-3600 |
| | 4 | 1000 | {15} | 8C-3633 | — |
| | 4 | 730 | {15} | 8C-3633 | — |
| NAVISTAR INTERNATIONAL | | | | | |
| Truck & Bus | | | | | |
| 2000-77 3000FE | 31T | 550 | {15} | 175-4390 | 175-4370 |
| 2000-77 3400 | 31T | 550 | {15} | 175-4390 | 175-4370 |
| 2000-77 3600 | 31T | 550 | {15} | 175-4390 | 175-4370 |
| 2000-77 3800 | 31T | 550 | {15} | 175-4390 | 175-4370 |
| 2000-77 4000 SERIES | 31T | 550 | {15} | 175-4390 | 175-4370 |
| 2000-77 8000 SERIES | 31T | 650 | {181} | 175-4390 | 175-4370 |
| 2000-77 9100 | 31T | 650 | {181} | 175-4390 | 175-4370 |
| 2000-77 9200 | 31T | 650 | {181} | 175-4390 | 175-4370 |
| 2000-77 9300 EAGLE | 31T | 650 | {181} | 175-4390 | 175-4370 |
| 2000-77 9400 EAGLE | 31T | 650 | {181} | 175-4390 | 175-4370 |
| 2000-77 9800 | 31T | 650 | {181} | 175-4390 | 175-4370 |
| 1983-81 1600 | 27H | 435 | | — | — |
| | 31T | 500 | {15} | 175-4390 | 175-4370 |
| | 31T | 600 | {1} | 175-4390 | 175-4370 |
| 1983-81 1800 | 27H | 435 | | — | — |
| | 31T | 500 | {15} | 175-4390 | 175-4370 |
| | 31T | 600 | {1} | 175-4390 | 175-4370 |
| 1983-81 1900 | 24 | 345 | | 153-5656 | 8C-3600 |
| | 27H | 435 | | — | — |
| | 31T | 500 | {15} | 175-4390 | 175-4370 |

| MAKE EQUIPMENT TYPE YEAR / MODEL | O.E. BCI NO. | CCA @ ° F | Notes | REPLACEMENT | |
|---|--------------------|-----------------|-------|-------------|----------|
| | | | | Option 1 | Option 2 |
| NAVISTAR INTERNATIONAL (Continued) | | | | | |
| Truck & Bus (Continued) | | | | | |
| | 31T | 600 | {1} | 175-4390 | 175-4370 |
| | 31T | 625 | {1} | 175-4390 | 175-4370 |
| 1983-81 2100 | 27H | 435 | | — | — |
| | 31T | 500 | {15} | 175-4390 | 175-4370 |
| | 31T | 600 | {1} | 175-4390 | 175-4370 |
| 1983-81 2250 | 31T | 500 | {15} | 175-4390 | 175-4370 |
| | 31T | 600 | {1} | 175-4390 | 175-4370 |
| | 31T | 625 | {1} | 175-4390 | 175-4370 |
| 1983-81 2250-F | 31T | 500 | {15} | 175-4390 | 175-4370 |
| | 31T | 600 | {1} | 175-4390 | 175-4370 |
| | 31T | 625 | {1} | 175-4390 | 175-4370 |
| 1983-81 2270 | 31T | 500 | {15} | 175-4390 | 175-4370 |
| | 31T | 600 | {1} | 175-4390 | 175-4370 |
| | 31T | 625 | {1} | 175-4390 | 175-4370 |
| 1983-81 2270-F | 31T | 500 | {15} | 175-4390 | 175-4370 |
| | 31T | 600 | {1} | 175-4390 | 175-4370 |
| | 31T | 625 | {1} | 175-4390 | 175-4370 |
| 1983-81 2550 | 31T | 500 | {15} | 175-4390 | 175-4370 |
| | 31T | 600 | {1} | 175-4390 | 175-4370 |
| | 31T | 625 | {1} | 175-4390 | 175-4370 |
| 1983-81 2550-F | 31T | 500 | {15} | 175-4390 | 175-4370 |
| | 31T | 600 | {1} | 175-4390 | 175-4370 |
| | 31T | 625 | {1} | 175-4390 | 175-4370 |
| 1983-81 2570 | 31T | 500 | {15} | 175-4390 | 175-4370 |
| | 31T | 600 | {1} | 175-4390 | 175-4370 |
| | 31T | 625 | {1} | 175-4390 | 175-4370 |
| 1983-81 2570-F | 31T | 500 | {15} | 175-4390 | 175-4370 |
| | 31T | 600 | {1} | 175-4390 | 175-4370 |
| | 31T | 625 | {1} | 175-4390 | 175-4370 |
| 1983-81 2650 | 31T | 500 | {15} | 175-4390 | 175-4370 |
| | 31T | 600 | {1} | 175-4390 | 175-4370 |
| | 31T | 625 | {1} | 175-4390 | 175-4370 |
| 1983-81 2650-F | 31T | 500 | {15} | 175-4390 | 175-4370 |
| | 31T | 600 | {1} | 175-4390 | 175-4370 |
| | 31T | 625 | {1} | 175-4390 | 175-4370 |
| 1983-81 2670 | 31T | 500 | {15} | 175-4390 | 175-4370 |
| | 31T | 600 | {1} | 175-4390 | 175-4370 |
| | 31T | 625 | {1} | 175-4390 | 175-4370 |
| 1983-81 2670-F | 31T | 500 | {15} | 175-4390 | 175-4370 |
| | 31T | 600 | {1} | 175-4390 | 175-4370 |
| | 31T | 625 | {1} | 175-4390 | 175-4370 |
| 1983-81 5050 | 31T | 455 | {15} | 175-4390 | 175-4370 |
| | 31T | 600 | | 175-4390 | 175-4370 |
| | 31T | 625 | | 175-4390 | 175-4370 |
| 1983-81 5070 | 31T | 455 | {15} | 175-4390 | 175-4370 |
| | 31T | 600 | | 175-4390 | 175-4370 |
| | 31T | 625 | | 175-4390 | 175-4370 |
| 1983-81 CO-4070B | 31T | 455 | {181} | 175-4390 | 175-4370 |
| | 31T | 600 | {181} | 175-4390 | 175-4370 |
| | 31T | 625 | {181} | 175-4390 | 175-4370 |
| 1983-81 CO-9670 | 31T | 455 | {181} | 175-4390 | 175-4370 |
| | 31T | 600 | {181} | 175-4390 | 175-4370 |
| | 31T | 625 | {181} | 175-4390 | 175-4370 |
| 1983-81 COF-4070B | 31T | 455 | {181} | 175-4390 | 175-4370 |
| | 31T | 600 | {181} | 175-4390 | 175-4370 |
| | 31T | 625 | {181} | 175-4390 | 175-4370 |
| 1983-81 COF-5370 | 31T | 455 | {15} | 175-4390 | 175-4370 |
| | 31T | 600 | | 175-4390 | 175-4370 |
| | 31T | 625 | | 175-4390 | 175-4370 |
| 1983-81 COF-9670 | 31T | 455 | {181} | 175-4390 | 175-4370 |
| | 31T | 600 | {181} | 175-4390 | 175-4370 |

Trucks & Buses

Trucks & Buses

NAVISTAR INTERNATIONAL



IMPORTANT NOTE: BATTERIES CAN EXPLODE! Always wear safety glasses AND shield eyes when working around batteries. Always check for proper polarity and sufficient terminal clearance BEFORE final installation to avoid dangerous sparks, potential explosion, possible severe personal injury and/or expensive electrical system and/or vehicle/equipment damage or fire.

| MAKE EQUIPMENT TYPE YEAR / MODEL | O.E. BCI NO. | CCA @ ° F | Notes | REPLACEMENT | |
|---|--------------------|-----------------|-------|-------------|----------|
| | | | | Option 1 | Option 2 |
| NAVISTAR INTERNATIONAL (Continued) | | | | | |
| Truck & Bus (Continued) | | | | | |
| | 31T 625 | | {181} | 175-4390 | 175-4370 |
| 1983-81 F-5050 | 31T 455 | | {15} | 175-4390 | 175-4370 |
| | 31T 600 | | | 175-4390 | 175-4370 |
| | 31T 625 | | | 175-4390 | 175-4370 |
| 1983-81 F-5070 | 31T 455 | | {15} | 175-4390 | 175-4370 |
| | 31T 600 | | | 175-4390 | 175-4370 |
| | 31T 625 | | | 175-4390 | 175-4370 |
| 1983-80 2100 | 31T 625 | | {1} | 175-4390 | 175-4370 |
| 1983-78 1600 | 24 345 | | | 153-5656 | 8C-3600 |
| | 31T 625 | | {1} | 175-4390 | 175-4370 |
| 1983-78 1800 | 24 345 | | | 153-5656 | 8C-3600 |
| | 31T 625 | | {1} | 175-4390 | 175-4370 |
| 1983-78 2100 | 24 345 | | | 153-5656 | 8C-3600 |
| 1983-78 CARGOSTAR | 24 345 | | | 153-5656 | 8C-3600 |
| | 24 435 | | | 153-5656 | 8C-3600 |
| | 30H 520 | | | 8C-3627 | 8C-3601 |
| | 31T 475 | | {15} | 175-4390 | 175-4370 |
| | 31T 625 | | {15} | 175-4390 | 175-4370 |
| 1983-77 4370 | 31T 455 | | {181} | 175-4390 | 175-4370 |
| | 31T 600 | | {181} | 175-4390 | 175-4370 |
| | 31T 625 | | {181} | 175-4390 | 175-4370 |
| 1983-77 F-4270 | 31T 455 | | {181} | 175-4390 | 175-4370 |
| | 31T 600 | | {181} | 175-4390 | 175-4370 |
| | 31T 625 | | {181} | 175-4390 | 175-4370 |
| 1983-77 F-4370 | 31T 455 | | {181} | 175-4390 | 175-4370 |
| | 31T 600 | | {181} | 175-4390 | 175-4370 |
| | 31T 625 | | {181} | 175-4390 | 175-4370 |
| 1982-78 S-Series | 24 345 | | | 153-5656 | 8C-3600 |
| | 24 435 | | | 153-5656 | 8C-3600 |
| | 31T 455 | | {15} | 175-4390 | 175-4370 |
| | 31T 600 | | {1} | 175-4390 | 175-4370 |
| | 31T 625 | | {1} | 175-4390 | 175-4370 |
| | 4D 700 | | | 153-5710 | 153-5700 |
| | 8D 880 | | | 153-5720 | 101-4000 |
| 1981-77 COF-5370 - 6X4 | 31T 455 | | {181} | 175-4390 | 175-4370 |
| | 31T 625 | | {181} | 175-4390 | 175-4370 |
| 1981 2275 | 31T 455 | | {15} | 175-4390 | 175-4370 |
| | 31T 600 | | {181} | 175-4390 | 175-4370 |
| | 31T 625 | | {181} | 175-4390 | 175-4370 |
| 1981 2275-F | 31T 455 | | {15} | 175-4390 | 175-4370 |
| | 31T 600 | | {181} | 175-4390 | 175-4370 |
| | 31T 625 | | {181} | 175-4390 | 175-4370 |
| 1981 2575 | 31T 455 | | {15} | 175-4390 | 175-4370 |
| | 31T 600 | | {181} | 175-4390 | 175-4370 |
| | 31T 625 | | {181} | 175-4390 | 175-4370 |
| 1981 2575-F | 31T 455 | | {15} | 175-4390 | 175-4370 |
| | 31T 600 | | {181} | 175-4390 | 175-4370 |
| | 31T 625 | | {181} | 175-4390 | 175-4370 |
| 1980-79 2200 | 31T 600 | | {15} | 175-4390 | 175-4370 |
| 1980-78 1600 | 24 435 | | | 153-5656 | 8C-3600 |
| | 31T 455 | | {1} | 175-4390 | 175-4370 |
| | 31T 600 | | {15} | 175-4390 | 175-4370 |
| 1980-78 1700 | 24 345 | | | 153-5656 | 8C-3600 |
| | 24 435 | | | 153-5656 | 8C-3600 |
| | 31T 455 | | {1} | 175-4390 | 175-4370 |
| | 31T 600 | | {15} | 175-4390 | 175-4370 |
| | 31T 625 | | {1} | 175-4390 | 175-4370 |
| 1980-78 1800 | 24 435 | | | 153-5656 | 8C-3600 |
| | 31T 455 | | {1} | 175-4390 | 175-4370 |

| MAKE EQUIPMENT TYPE YEAR / MODEL | O.E. BCI NO. | CCA @ ° F | Notes | REPLACEMENT | |
|---|--------------------|-----------------|-------|-------------|----------|
| | | | | Option 1 | Option 2 |
| NAVISTAR INTERNATIONAL (Continued) | | | | | |
| Truck & Bus (Continued) | | | | | |
| | 31T 600 | | {15} | 175-4390 | 175-4370 |
| 1980-78 2100 | 24 435 | | | 153-5656 | 8C-3600 |
| 1980-78 2200 | 24 345 | | | 153-5656 | 8C-3600 |
| | 24 435 | | | 153-5656 | 8C-3600 |
| | 31T 455 | | {1} | 175-4390 | 175-4370 |
| | 31T 625 | | {1} | 175-4390 | 175-4370 |
| 1980-78 2600 | 24 345 | | | 153-5656 | 8C-3600 |
| | 24 435 | | | 153-5656 | 8C-3600 |
| | 31T 455 | | {1} | 175-4390 | 175-4370 |
| | 31T 600 | | {15} | 175-4390 | 175-4370 |
| | 31T 625 | | {1} | 175-4390 | 175-4370 |
| 1980-77 4270 | 31T 315 | | {173} | 175-4390 | 175-4370 |
| | 31T 455 | | {181} | 175-4390 | 175-4370 |
| | 31T 600 | | {181} | 175-4390 | 175-4370 |
| | 31T 625 | | {181} | 175-4390 | 175-4370 |
| 1980-77 4370 | 31T 315 | | {173} | 175-4390 | 175-4370 |
| 1980-77 F-4270 | 31T 315 | | {173} | 175-4390 | 175-4370 |
| 1980-77 F-4370 | 31T 315 | | {173} | 175-4390 | 175-4370 |
| 1980 2100 | 31T 455 | | {1} | 175-4390 | 175-4370 |
| | 31T 600 | | {15} | 175-4390 | 175-4370 |
| 1980 5050 - 4WD | 31T 225 | | {173} | 175-4390 | 175-4370 |
| | 31T 455 | | {181} | 175-4390 | 175-4370 |
| | 31T 600 | | {173} | 175-4390 | 175-4370 |
| | 31T 625 | | {15} | 175-4390 | 175-4370 |
| 1980 5070 - 4WD | 31T 225 | | {173} | 175-4390 | 175-4370 |
| | 31T 455 | | {181} | 175-4390 | 175-4370 |
| | 31T 600 | | {173} | 175-4390 | 175-4370 |
| | 31T 625 | | {15} | 175-4390 | 175-4370 |
| 1980 F-5050 - 6X4 | 31T 225 | | {173} | 175-4390 | 175-4370 |
| 1980 F-5050 - 6X6 | 31T 225 | | {173} | 175-4390 | 175-4370 |
| 1980 F-5050 - 6X4 | 31T 455 | | {181} | 175-4390 | 175-4370 |
| 1980 F-5050 - 6X6 | 31T 455 | | {181} | 175-4390 | 175-4370 |
| 1980 F-5050 - 6X4 | 31T 600 | | {173} | 175-4390 | 175-4370 |
| 1980 F-5050 - 6X6 | 31T 600 | | {173} | 175-4390 | 175-4370 |
| 1980 F-5050 - 6X4 | 31T 625 | | {15} | 175-4390 | 175-4370 |
| 1980 F-5050 - 6X6 | 31T 625 | | {15} | 175-4390 | 175-4370 |
| 1980 F-5050SF - 6X4 | 31T 225 | | {173} | 175-4390 | 175-4370 |
| | 31T 455 | | {181} | 175-4390 | 175-4370 |
| | 31T 600 | | {173} | 175-4390 | 175-4370 |
| | 31T 625 | | {15} | 175-4390 | 175-4370 |
| 1980 F-5070 - 6X4 | 31T 225 | | {173} | 175-4390 | 175-4370 |
| 1980 F-5070 - 6X6 | 31T 225 | | {173} | 175-4390 | 175-4370 |
| 1980 F-5070 - 6X4 | 31T 455 | | {181} | 175-4390 | 175-4370 |
| 1980 F-5070 - 6X6 | 31T 455 | | {181} | 175-4390 | 175-4370 |
| 1980 F-5070 - 6X4 | 31T 600 | | {173} | 175-4390 | 175-4370 |
| 1980 F-5070 - 6X6 | 31T 600 | | {173} | 175-4390 | 175-4370 |
| 1980 F-5070 - 6X4 | 31T 625 | | {15} | 175-4390 | 175-4370 |
| 1980 F-5070 - 6X6 | 31T 625 | | {15} | 175-4390 | 175-4370 |
| 1980 F-5070SF - 6X4 | 31T 225 | | {173} | 175-4390 | 175-4370 |
| | 31T 455 | | {181} | 175-4390 | 175-4370 |
| | 31T 600 | | {173} | 175-4390 | 175-4370 |
| | 31T 625 | | {15} | 175-4390 | 175-4370 |
| 1979-76 5050 - 4WD | 4 700 | | {15} | 8C-3633 | — |
| | 4 830 | | {173} | 8C-3633 | — |
| | 4 975 | | {15} | 8C-3633 | — |
| 1979-76 5070 - 4WD | 4 700 | | {15} | 8C-3633 | — |
| | 4 830 | | {173} | 8C-3633 | — |
| | 4 975 | | {15} | 8C-3633 | — |
| 1979-76 F-5050 - 6X4 | 4 700 | | {15} | 8C-3633 | — |

{1} Battery gasses need to be vented to outside. {15} Two batteries required. For best results, replace both.
 {115} Sensor NOT included with replacement battery. Disconnect sensor. Top and front terminal mounts only.
 {173} Requires 4 batteries. {181} Requires 3 batteries.

Trucks & Buses

NAVISTAR INTERNATIONAL — OSHKOSH MCNEILUS/LEACH

IMPORTANT NOTE: BATTERIES CAN EXPLODE! Always wear safety glasses AND shield eyes when working around batteries. Always check for proper polarity and sufficient terminal clearance BEFORE final installation to avoid dangerous sparks, potential explosion, possible severe personal injury and/or expensive electrical system and/or vehicle/equipment damage or fire.

| MAKE EQUIPMENT TYPE YEAR / MODEL | O.E. BCI NO. | CCA @ ° F | Notes | REPLACEMENT | |
|---|--------------------|-----------------|-------|-------------|----------|
| | | | | Option 1 | Option 2 |
| NAVISTAR INTERNATIONAL (Continued) | | | | | |
| Truck & Bus (Continued) | | | | | |
| 1979-76 F-5050 - 6X6 | 4 | 700 | {15} | 8C-3633 | — |
| 1979-76 F-5050 - 6X4 | 4 | 830 | {173} | 8C-3633 | — |
| 1979-76 F-5050 - 6X6 | 4 | 830 | {173} | 8C-3633 | — |
| 1979-76 F-5050 - 6X4 | 4 | 975 | {15} | 8C-3633 | — |
| 1979-76 F-5050 - 6X6 | 4 | 975 | {15} | 8C-3633 | — |
| 1979-76 F-5050SF - 6X4 | 4 | 700 | {15} | 8C-3633 | — |
| | 4 | 830 | {173} | 8C-3633 | — |
| | 4 | 975 | {15} | 8C-3633 | — |
| 1979-76 F-5070 - 6X4 | 4 | 700 | {15} | 8C-3633 | — |
| 1979-76 F-5070 - 6X6 | 4 | 700 | {15} | 8C-3633 | — |
| 1979-76 F-5070 - 6X4 | 4 | 830 | {173} | 8C-3633 | — |
| 1979-76 F-5070 - 6X6 | 4 | 830 | {173} | 8C-3633 | — |
| 1979-76 F-5070 - 6X4 | 4 | 975 | {15} | 8C-3633 | — |
| 1979-76 F-5070 - 6X6 | 4 | 975 | {15} | 8C-3633 | — |
| 1979-76 F-5070SF - 6X4 | 4 | 700 | {15} | 8C-3633 | — |
| | 4 | 830 | {173} | 8C-3633 | — |
| | 4 | 975 | {15} | 8C-3633 | — |
| 1979 2100 | 31T | 455 | {15} | 175-4390 | 175-4370 |
| | 31T | 600 | {1} | 175-4390 | 175-4370 |
| | 31T | 625 | {15} | 175-4390 | 175-4370 |
| 1978 2100 | 31T | 455 | {1} | 175-4390 | 175-4370 |
| | 31T | 600 | {15} | 175-4390 | 175-4370 |
| | 31T | 625 | {1} | 175-4390 | 175-4370 |
| 1978 2200 | 31T | 600 | {115} | 175-4390 | 175-4370 |
| 1977-76 CARGOSTAR | 24 | 370 | | 153-5656 | 8C-3600 |
| | 24 | 440 | | 153-5656 | 8C-3600 |
| | 4 | 730 | {15} | 8C-3633 | — |
| 1977-76 Fleetstar | 24 | 370 | | 153-5656 | 8C-3600 |
| | 24 | 440 | | 153-5656 | 8C-3600 |
| | 4 | 1000 | {15} | 8C-3633 | — |
| | 4 | 440 | {15} | 8C-3633 | — |
| | 4 | 730 | {15} | 8C-3633 | — |
| 1977 1610-FC | 24 | 440 | | 153-5656 | 8C-3600 |
| 1977 1853 | 24 | 440 | | 153-5656 | 8C-3600 |
| 1976 100 | 27 | 560 | | 153-5656 | 8C-3601 |
| 1976 1010 | 27 | 560 | | 153-5656 | 8C-3601 |
| 1976 1110 | 27 | 560 | | 153-5656 | 8C-3601 |
| 1976 1210 | 27 | 560 | | 153-5656 | 8C-3601 |
| 1976 1310 | 27 | 560 | | 153-5656 | 8C-3601 |
| 1976 150 | 27 | 560 | | 153-5656 | 8C-3601 |
| 1976 200 | 27 | 560 | | 153-5656 | 8C-3601 |
| 1976 4270 | 4 | 1000 | {173} | 8C-3633 | — |
| | 4 | 730 | {173} | 8C-3633 | — |
| | 4 | 830 | {173} | 8C-3633 | — |
| 1976 4370 | 4 | 1000 | {173} | 8C-3633 | — |
| | 4 | 730 | {173} | 8C-3633 | — |
| | 4 | 830 | {173} | 8C-3633 | — |
| 1976 CO-4070B | 4 | 1000 | {173} | 8C-3633 | — |
| | 4 | 730 | {173} | 8C-3633 | — |
| | 4 | 830 | {173} | 8C-3633 | — |
| 1976 COF-4070B | 4 | 1000 | {173} | 8C-3633 | — |
| | 4 | 730 | {173} | 8C-3633 | — |
| | 4 | 830 | {173} | 8C-3633 | — |
| 1976 CONOCO4170 | 4 | 730 | {173} | 8C-3633 | — |
| | 4 | 830 | {173} | 8C-3633 | — |
| 1976 CONOF-4170 | 4 | 730 | {173} | 8C-3633 | — |
| | 4 | 830 | {173} | 8C-3633 | — |
| 1976 F-4270 | 4 | 1000 | {173} | 8C-3633 | — |
| | 4 | 730 | {173} | 8C-3633 | — |
| | 4 | 830 | {173} | 8C-3633 | — |

| MAKE EQUIPMENT TYPE YEAR / MODEL | O.E. BCI NO. | CCA @ ° F | Notes | REPLACEMENT | |
|---|--------------------|-----------------|-------|-------------|----------|
| | | | | Option 1 | Option 2 |
| NAVISTAR INTERNATIONAL (Continued) | | | | | |
| Truck & Bus (Continued) | | | | | |
| 1976 F-4370 | 4 | 1000 | {173} | 8C-3633 | — |
| | 4 | 730 | {173} | 8C-3633 | — |
| | 4 | 830 | {173} | 8C-3633 | — |
| 1976 F-5010 - 6X4 | 31T | 455 | {181} | 175-4390 | 175-4370 |
| ORION | | | | | |
| Commercial Bus | | | | | |
| 2006 Orion V & VII High Floor | 8D | 1150 | | 153-5720 | 101-4000 |
| Transit Bus | | | | | |
| 2010-02 Orion VII High Floor | 8D | 1150 | | 153-5720 | 101-4000 |
| 2010-00 Orion V High Floor | 8D | 1150 | | 153-5720 | 101-4000 |
| OSHKOSH | | | | | |
| Cement Mixer | | | | | |
| 2010-03 S Series | 4D | 700 | | 153-5710 | 153-5700 |
| 2010-03 S Series - Optional | 8D | 1000 | | 153-5720 | 101-4000 |
| 2010-01 Highland | 4D | 700 | | 153-5710 | 153-5700 |
| 2010-01 Highland - Optional | 8D | 1000 | | 153-5720 | 101-4000 |
| Fire/Crash | | | | | |
| 2010-04 Striker | 4D | 700 | | 153-5710 | 153-5700 |
| 2010-04 Striker - Optional | 8D | 1000 | | 153-5720 | 101-4000 |
| Municipal Snowblowers | | | | | |
| 2010-04 H Series | 4D | 700 | | 153-5710 | 153-5700 |
| 2010-04 H Series - Optional | 8D | 1000 | | 153-5720 | 101-4000 |
| 2010-04 P Series | 4D | 700 | | 153-5710 | 153-5700 |
| 2010-04 P Series - Optional | 8D | 1000 | | 153-5720 | 101-4000 |
| OSHKOSH AMBULANCE | | | | | |
| Specialty | | | | | |
| 2006 PD146 Type I | 4D | | | 153-5710 | 153-5700 |
| 2006 PD146 Type I Optional | 8D | | | 153-5720 | 101-4000 |
| OSHKOSH MCNEILUS/LEACH | | | | | |
| 2008-07 Bridgemaster, M5 Rear Load, Revolution, Pacific Front Load, Standard, XC Rear Load, Others | 4D | 700 | | 153-5710 | 153-5700 |
| 2008-07 Bridgemaster, M5 Rear Load, Revolution, Pacific Front Load, Standard, XC Rear Load, Others - Optional | 8D | 1000 | | 153-5720 | 101-4000 |
| 2008 Atlantic Front Load | 4D | 700 | | 153-5710 | 153-5700 |
| 2008 Atlantic Front Load - Optional | 8D | 1000 | | 153-5720 | 101-4000 |
| 2006 Bridgemaster, M5 Rear Load, Revolution, Pacific Front Load, Standard, XC Rear Load, Others - Optional | 8D | | | 153-5720 | 101-4000 |
| | 8D | 1000 | | 153-5720 | 101-4000 |
| 2006 Bridgemaster, M5 Rear Load, Revolution, Pacific Front Load, Standard, XC Rear Load, Others | 4D | | | 153-5710 | 153-5700 |
| 2006 Bridgemaster, M5 Rear Load, Revolution, Pacific Front Load, Standard, XC Rear Load, Others - Optional | 8D | | | 153-5720 | 101-4000 |

Trucks & Buses

Trucks & Buses

OSHKOSH MOTOR TRUCK, INC. — OTTAWA TRUCK DIVISION



IMPORTANT NOTE: BATTERIES CAN EXPLODE! Always wear safety glasses AND shield eyes when working around batteries. Always check for proper polarity and sufficient terminal clearance BEFORE final installation to avoid dangerous sparks, potential explosion, possible severe personal injury and/or expensive electrical system and/or vehicle/equipment damage or fire.

| MAKE EQUIPMENT TYPE YEAR / MODEL | O.E. BCI NO. | CCA @ ° F | Notes | REPLACEMENT | |
|--|--------------------|-----------------|-------|-------------|----------|
| | | | | Option 1 | Option 2 |
| OSHKOSH MOTOR TRUCK, INC | | | | | |
| Truck & Bus | | | | | |
| 2009-04 P-2523 | 4D | 700 | {15} | 153-5710 | 153-5700 |
| 2009-04 P-2526 | 4D | 700 | {181} | 153-5710 | 153-5700 |
| 2009-04 P-2527 | 4D | 700 | {181} | 153-5710 | 153-5700 |
| 2009-04 P-2530 | 4D | 700 | {181} | 153-5710 | 153-5700 |
| 2009-03 S-2046 | 4D | 700 | {15} | 153-5710 | 153-5700 |
| 2009-03 S-2546 | 4D | 700 | {181} | 153-5710 | 153-5700 |
| 2004-94 P-19 | 8D | 1000 | {15} | 153-5720 | 101-4000 |
| 2003-97 T-1500 | 8D | 1000 | {15} | 153-5720 | 101-4000 |
| 2003-97 T-2500 | 8D | 1000 | {15} | 153-5720 | 101-4000 |
| 2003-97 T-3000 | 8D | 1000 | {15} | 153-5720 | 101-4000 |
| 2003-00 F-2365 | 4D | 700 | | 153-5710 | 153-5700 |
| 2003-00 F-2538 | 4D | 700 | {15} | 153-5710 | 153-5700 |
| 2003-00 F-2546 | 4D | 700 | {15} | 153-5710 | 153-5700 |
| 2002-96 H-2318 | 8D | 1000 | {15} | 153-5720 | 101-4000 |
| DA-1500 | 4D | 700 | {173} | 153-5710 | 153-5700 |
| J-2065 | 4D | 700 | {181} | 153-5710 | 153-5700 |
| J-2065-3 | 27 | 475 | {15} | 153-5656 | 8C-3601 |
| J-2344 | 4D | 700 | {173} | 153-5710 | 153-5700 |
| J-30120 | 4D | 700 | {173} | 153-5710 | 153-5700 |
| J-3080 | 4D | 700 | {173} | 153-5710 | 153-5700 |

| OSHKOSH PIERCE | | | | | |
|--|----|------|--|----------|----------|
| Specialty | | | | | |
| 2008-06 All, Arrow XT, Dash, Encore, Enforcer, Lance, Quantum, Saber, Walk-in | 4D | 700 | | 153-5710 | 153-5700 |
| 2008-06 All, Arrow XT, Dash, Encore, Enforcer, Lance, Quantum, Saber, Walk-in - Optional | 8D | 1000 | | 153-5720 | 101-4000 |
| 2006 All, Arrow XT, Dash, Encore, Enforcer, Lance, Quantum, Saber, Walk-in | 8D | 1000 | | 153-5720 | 101-4000 |

| OSHKOSH TRUCKS | | | | | |
|---|----|------|-------|----------|----------|
| Concrete Carrier & Mixer | | | | | |
| 2006 S-2046, S-2546 | 4D | 700 | {70} | 153-5710 | 153-5700 |
| Construction, Utility, Heavy Duty Transports | | | | | |
| 2006 F-2365 | 27 | 475 | {15} | 153-5656 | 8C-3601 |
| 2006 F-2365 - Optional | 4D | 700 | {70} | 153-5710 | 153-5700 |
| 2006 F-2538, F-2546 | 4D | 700 | {70} | 153-5710 | 153-5700 |
| Crash/Fire/Rescue | | | | | |
| 2006 DA-1500 | 4D | 700 | {173} | 153-5710 | 153-5700 |
| 2006 P-19, T-1500, T-2500, T-3000 | 8D | 1000 | {15} | 153-5720 | 101-4000 |
| Heavy Transport | | | | | |
| 2006 J-2065, J-2344, J-3080, J-30120 | 4D | 700 | {70} | 153-5710 | 153-5700 |
| 2006 J-2065-3 | 27 | 475 | {15} | 153-5656 | 8C-3601 |
| Rotary Snow Blower | | | | | |
| 2006 H-2318 | 8D | 1000 | {15} | 153-5720 | 101-4000 |
| Snow Removal | | | | | |
| 2006 P-2523, P-2526, P-2527, P-2530 | 4D | 700 | {177} | 153-5710 | 153-5700 |

| MAKE EQUIPMENT TYPE YEAR / MODEL | O.E. BCI NO. | CCA @ ° F | Notes | REPLACEMENT | |
|---|--------------------|-----------------|-------|-------------|----------|
| | | | | Option 1 | Option 2 |
| OSHKOSH TRUCKS (Continued) | | | | | |
| Trucks | | | | | |
| 2010-06 H Series, Hemitt, Hemitt-LHS, Highland, ISO 9001, MC Nelus, MPT Series, MTRV, P Series, Plow, PLS, R | 4D | 700 | | 153-5710 | 153-5700 |
| 2010-06 H Series, Hemitt, Hemitt-LHS, Highland, ISO 9001, MC Nelus, MPT Series, MTRV, P Series, Plow, PLS, R - Optional | 8D | 1000 | | 153-5720 | 101-4000 |
| 2010-06 Reman | 4D | 700 | | 153-5710 | 153-5700 |
| 2010-06 Reman - Optional | 8D | 1000 | | 153-5720 | 101-4000 |
| 2010-06 TFFT | 4D | 700 | | 153-5710 | 153-5700 |
| 2010-06 TFFT - Optional | 8D | 1000 | | 153-5720 | 101-4000 |
| 2010-06 Wheeled Tanker | 4D | 700 | | 153-5710 | 153-5700 |
| 2010-06 Wheeled Tanker Optional | 8D | 1000 | | 153-5720 | 101-4000 |
| 2008-06 Series Revolution | 4D | 700 | | 153-5710 | 153-5700 |
| 2008-06 Series Revolution Optional | 8D | 1000 | | 153-5720 | 101-4000 |
| 2006 H Series, Hemitt, Hemitt-LHS, Highland, ISO 9001, MC Nelus, MPT Series, MTRV, P Series, Plow, PLS, R | 4D | 700 | | 153-5710 | 153-5700 |
| | 8D | 1000 | | 153-5720 | 101-4000 |

| OTTAWA STEEL PRODUCTS | | | | | |
|--|-----|-----|-------|----------|---------|
| DAYBROOK-OTTAWA CORP., YOUNG OTTAWA, INC. | | | | | |
| Truck Tractors | | | | | |
| 1971-66 Commander 30 w/Cummins V8-185 | 3 | 675 | {173} | 8C-3629 | — |
| 1971-66 Commander 30 w/Ford 361 Eng | 30H | 475 | | 8C-3627 | 8C-3601 |
| 1971-65 Model 240 | 24 | 325 | | 153-5656 | 8C-3600 |
| 1971-65 Space Mixer w/Ford 361 Eng - Optional | 30H | 475 | {147} | 8C-3627 | 8C-3601 |
| 1971-65 Space Mixer w/Ford 361 Eng - Optional | 4 | 790 | {15} | 8C-3633 | — |
| 1967-64 Commando, Yard Hustler Optional | 30H | 445 | | 8C-3627 | 8C-3601 |
| | 4 | 785 | {15} | 8C-3633 | — |
| 1963-59 Commando, Yard Hustler | 24 | 325 | {15} | 153-5656 | 8C-3600 |
| 1960-56 Marauder, TL-50, TL-60, TL-70 | 1 | 550 | | 8C-3617 | — |

| OTTAWA TRUCK DIVISION | | | | | |
|------------------------------------|-----|------|-------|----------|----------|
| GULF & WESTERN MFG. CO. | | | | | |
| Commercial Chassis | | | | | |
| 2000-90 Waste Collection | 31T | 750 | {177} | 175-4390 | 175-4370 |
| 1990-88 Fire Engine | 8D | 1100 | {15} | 153-5720 | 101-4000 |
| 1989-86 Waste Collection | 31T | 625 | {177} | 175-4390 | 175-4370 |
| 1987-86 Fire Engine | 8D | 900 | {15} | 153-5720 | 101-4000 |

{1} Battery gasses need to be vented to outside. {15} Two batteries required. For best results, replace both.
 {29} Battery hold-down may need to be replaced and/or modified. Battery cable replacement may be necessary.
 {70} Two, Three or Four batteries required. For best results, replace all. {147} 1 Battery - Dual Battery Opt. {173} Requires 4 batteries.
 {177} Requires 1, 2 or 3 batteries. {179} Requires 1 to 4 batteries. {181} Requires 3 batteries.

Trucks & Buses OTTAWA TRUCK DIVISION — REO

IMPORTANT NOTE: BATTERIES CAN EXPLODE! Always wear safety glasses AND shield eyes when working around batteries. Always check for proper polarity and sufficient terminal clearance BEFORE final installation to avoid dangerous sparks, potential explosion, possible severe personal injury and/or expensive electrical system and/or vehicle/equipment damage or fire.

| MAKE EQUIPMENT TYPE YEAR / MODEL | O.E. BCI NO. | CCA @ ° F | Notes | REPLACEMENT | |
|---|--------------------|-----------------|---------|--------------|--------------|
| | | | | Option 1 | Option 2 |
| OTTAWA TRUCK DIVISION (Continued) | | | | | |
| Truck Tractors | | | | | |
| 2000-90 30, 30A, 50, 60T, RO-RO, Ramper, Railer, YT30, YT50, YT-60, YT-60T | 31T | 750 | {177} | 175-4390 | 175-4370 |
| | 31T | 750 | {1;177} | 175-4390 | 175-4370 |
| 1989-78 30, 30A, 50, 60T, RO-RO, Ramper, Railer, YT30, YT50, YT-60, YT-60T | 31T | 625 | {1;177} | 175-4390 | 175-4370 |
| 1985-78 Dock Truck, 70T | 31T | 625 | | 175-4390 | 175-4370 |
| 1980-78 Dock Truck, 70T | 27 | 435 | {179} | 153-5656 | 8C-3601 |
| 1980-77 20, 70T | 27 | 435 | {179} | 153-5656 | 8C-3601 |
| PETERBILT MOTORS CO. | | | | | |
| OEM Used various size batteries in production. Check original battery for size and correct fit. | | | | | |
| Commercial Truck | | | | | |
| 2010-98 330 | 31T | 650 | {173} | 175-4390 | 175-4370 |
| 2010-08 210 | 31T | 650 | {173} | 175-4390 | 175-4370 |
| 2010-07 220 | 31T | 650 | {173} | 175-4390 | 175-4370 |
| 2010-07 325 | 31T | 650 | {173} | 175-4390 | 175-4370 |
| 2010-07 365 | 31T | 650 | {173} | 175-4390 | 175-4370 |
| 2010-07 367 | 31T | 650 | {173} | 175-4390 | 175-4370 |
| 2010-07 384 | 31T | 650 | {173} | 175-4390 | 175-4370 |
| 2010-07 388 | 31T | 650 | {173} | 175-4390 | 175-4370 |
| 2010-07 389 | 31T | 650 | {173} | 175-4390 | 175-4370 |
| 2010-05 386 | 31T | 650 | {173} | 175-4390 | 175-4370 |
| 2010-03 320 | 31T | 650 | {173} | 175-4390 | 175-4370 |
| 2010-03 387 | 31T | 650 | {173} | 175-4390 | 175-4370 |
| 2010 337 | 31T | 650 | {173} | 175-4390 | 175-4370 |
| 2010 348 | 31T | 650 | {173} | 175-4390 | 175-4370 |
| 2009-06 340 | 31T | 650 | {173} | 175-4390 | 175-4370 |
| 2009-03 335 | 31T | 650 | {173} | 175-4390 | 175-4370 |
| 2006-98 270 | 31T | 650 | {173} | 175-4390 | 175-4370 |
| 2006-03 357 | 31T | 650 | {173} | 175-4390 | 175-4370 |
| 2006-03 362 | 31T | 650 | {173} | 175-4390 | 175-4370 |
| 2006-03 379 | 31T | 650 | {173} | 175-4390 | 175-4370 |
| 2006-03 385 | 31T | 650 | {173} | 175-4390 | 175-4370 |
| 2006-01 378 | 31T | 650 | {173} | 175-4390 | 175-4370 |
| Commercial Trucks | | | | | |
| 2006 300 Series | 31T | 650 | {173} | 175-4390 | 175-4370 |
| Early Models | | | | | |
| 1968-49 All | 4 | 750 | {15} | 8C-3633 | — |
| | 6D | 800 | {147} | 153-5710 | 153-5700 |
| | 8D | 950 | {147} | 153-5720 | 101-4000 |
| Trucks | | | | | |
| Air Start | | | | | |
| Group 31 SAE | 31P | 625 | {15} | 250-0486(29) | 127-0826(29) |
| Group 31 Stud | 31T | 625 | {15} | 175-4390 | 175-4370 |
| Electric Start: | | | | | |
| Group 31 SAE | 31P | 625 | {179} | 250-0486(29) | 127-0826(29) |
| | 31P | 950 | {179} | 127-0824(29) | — |
| Group 31 Stud | 31T | 950 | {179} | 175-4390 | 115-2422 |
| Optional 12-Volt Group 31 Stud | 31T | 625 | {179} | 175-4390 | 175-4370 |
| Optional 6-Volt | 4 | 975 | {173} | 8C-3633 | — |
| PIERCE | | | | | |
| Fire/Crash | | | | | |
| 2010-04 Arrow XT | 4D | 700 | | 153-5710 | 153-5700 |
| 2010-04 Arrow XT - Optional | 8D | 1000 | | 153-5720 | 101-4000 |
| 2010-04 Dash | 4D | 700 | | 153-5710 | 153-5700 |
| 2010-04 Dash - Optional | 8D | 1000 | | 153-5720 | 101-4000 |

| MAKE EQUIPMENT TYPE YEAR / MODEL | O.E. BCI NO. | CCA @ ° F | Notes | REPLACEMENT | |
|---|--------------------|-----------------|-------|-------------|--------------|
| | | | | Option 1 | Option 2 |
| PIERCE (Continued) | | | | | |
| Fire/Crash (Continued) | | | | | |
| 2010-04 Enforcer | 4D | 700 | | 153-5710 | 153-5700 |
| 2010-04 Enforcer - Optional | 8D | 1000 | | 153-5720 | 101-4000 |
| 2010-04 Lance | 4D | 700 | | 153-5710 | 153-5700 |
| 2010-04 Lance - Optional | 8D | 1000 | | 153-5720 | 101-4000 |
| 2010-04 Quantum | 4D | 700 | | 153-5710 | 153-5700 |
| 2010-04 Quantum - Optional | 8D | 1000 | | 153-5720 | 101-4000 |
| 2010-04 Saber | 4D | 700 | | 153-5710 | 153-5700 |
| 2010-04 Saber - Optional | 8D | 1000 | | 153-5720 | 101-4000 |
| Specialty | | | | | |
| 2008-06 Encore | 4D | 700 | | 153-5710 | 153-5700 |
| 2008-06 Encore - Optional | 8D | 1000 | | 153-5720 | 101-4000 |
| REO | | | | | |
| See also DIAMOND REO | | | | | |
| Buses | | | | | |
| 1962-60 C-270 thru 578, D-478, D-678 | 27 | 500 | | 153-5656 | 8C-3601 |
| 1962-58 A-375, A-475 | 27 | 500 | | 153-5656 | 8C-3601 |
| 1962-58 A-375, A-475 Optional | 30H | 600 | | 8C-3627 | 127-0826(29) |
| 1959-57 F-120, F-122 | 27 | 500 | | 153-5656 | 8C-3601 |
| 1959-57 F-120, F-122 Optional | 30H | 600 | | 8C-3627 | 127-0826(29) |
| 1956-48 C-122, F-120, F-122 | 7D | 900 | | 8C-3635 | 8C-3633 |
| 1951-48 C-119 w/152in. Wheelbase | 3 | 675 | | 8C-3629 | — |
| 1951-48 C-119 w/187in. Wheelbase | 4 | 730 | | 8C-3633 | — |
| 1951-47 29CA, 32CA, 33CA, 36CA, 37CA, 40CA | 4B | 800 | | 153-5710 | 153-5700 |
| 1951-47 C-121 | 5D | 800 | | 8C-3633 | — |
| Trucks | | | | | |
| A Series | | | | | |
| 1962-60 A-630, A-730 | 27 | 500 | | 153-5656 | 8C-3601 |
| 1962-57 A-603, A-633, A-703, A-733 | 30H | 475 | | 8C-3627 | 8C-3601 |
| 1962-57 AC-403, AC-503, AC-603, AC-633, AC-703, AC-733 | 30H | 475 | | 8C-3627 | 8C-3601 |
| 1959-57 A-600, A-603D, A-607, A-620, A-630, A-633D, A-700, A-703D, A-720, A-730, A-800, A-830 | 27 | 500 | | 153-5656 | 8C-3601 |
| 1959-57 AC-600, AC-603D, AC-607, AC-620, AC-630, AC-633D, AC-700, AC-703D, AC-720, AC-730, AC-800, AC-830 | 27 | 500 | | 153-5656 | 8C-3601 |
| 1956-55 A-600, A-607, A-620, A-630, A-700, A-720, A-730, A-803 | 3 | 675 | {15} | 8C-3629 | — |
| 1956-53 A-603, A-633, A-703, A-733 | 4 | 730 | {15} | 8C-3633 | — |
| 1956-53 AC-403, AC-503, AC-603, AC-633, AC-703, AC-733 | 4 | 730 | {15} | 8C-3633 | — |
| B Series | | | | | |
| 1961-60 BCL-633D, BCL-703D, BCL-733D | 5D | 800 | {173} | 8C-3633 | — |
| 1959 BCL-633D, BCL-703D, BCL-733D | 8D | 950 | {15} | 153-5720 | 101-4000 |
| C Series | | | | | |
| 1965-58 All C Series except C-403D C-530D 7 Optional | 27 | 500 | | 153-5656 | 8C-3601 |

Trucks & Buses

Trucks & Buses

REO



IMPORTANT NOTE: BATTERIES CAN EXPLODE! Always wear safety glasses AND shield eyes when working around batteries. Always check for proper polarity and sufficient terminal clearance BEFORE final installation to avoid dangerous sparks, potential explosion, possible severe personal injury and/or expensive electrical system and/or vehicle/equipment damage or fire.

| MAKE EQUIPMENT TYPE YEAR / MODEL | O.E. BCI NO. | CCA @ ° F | Notes | REPLACEMENT | |
|--|--------------------|-----------------|-------|-------------|--------------|
| | | | | Option 1 | Option 2 |
| REO (Continued) | | | | | |
| C Series (Continued) | | | | | |
| 1965-58 C-403D, C-530D | 8D | 950 | | 153-5720 | 101-4000 |
| 1965-58 Optional except C-403D & C-530D | 30H | 600 | | 8C-3627 | 127-0826{29} |
| D Series | | | | | |
| 1967-66 D-303, D-400, D-403, D-500, D-503, D-603, D-630, D-633, D-703, D-730, D-733 | 30H | 600 | | 8C-3627 | 127-0826{29} |
| 1967-66 D-600, D-630, D-656, D-700, D-730, D-752 | 30H | 600 | | 8C-3627 | 127-0826{29} |
| 1967-66 DF-300D, DF-400D Perkins 6-354 Eng | 3 | 675 | {15} | 8C-3629 | — |
| 1967-66 DF-300D, DF-400D Cummins Diesel | 4 | 730 | {70} | 8C-3633 | — |
| 1967-66 DF-430D, DF-500D, DF-530D | 4 | 730 | {173} | 8C-3633 | — |
| 1967-66 DF-600, DF-700 | 30H | 600 | | 8C-3627 | 127-0826{29} |
| 1967-66 DL-600D, DL-700D | 8D | 950 | | 153-5720 | 101-4000 |
| 1967-60 D-303, D-400, D-403, D-500, D-503, D-603, D-630, D-633, D-703, D-730, D-733 | 27 | 500 | | 153-5656 | 8C-3601 |
| 1967-60 D-303, D-400, D-403, D-500, D-503, D-603, D-630, D-633, D-703, D-730, D-733 - Optional on some models | 30H | 600 | | 8C-3627 | 127-0826{29} |
| 1967-60 DC-303, DC-400, DC-403, DC-500, DC-503, DC-603, DC-630, DC-633, DC-703, DC-730, DC-733 | 27 | 500 | | 153-5656 | 8C-3601 |
| 1967-60 DC-303, DC-400, DC-403, DC-500, DC-503, DC-603, DC-630, DC-633, DC-703, DC-730, DC-733 Optional on some models | 30H | 600 | | 8C-3627 | 127-0826{29} |
| 1965-63 DCL-633D, DCL-703D, DCL-733D - Optional | 8D | 950 | {15} | 153-5720 | 101-4000 |
| 1965-63 DF-300D, DF-330D, DF-400D, DF-430D, DF-500D, DF-530D | 4 | 730 | {15} | 8C-3633 | — |
| 1965-62 DCL-633D, DCL-703D, DCL-733D | 5D | 800 | {173} | 8C-3633 | — |
| 1965-61 DF-300, DF-400, DF-500, DF-600, DF-700 | 27 | 500 | | 153-5656 | 8C-3601 |
| 1965-61 DF-300, DF-400, DF-500, DF-600, DF-700 Optional | 30H | 600 | | 8C-3627 | 127-0826{29} |
| 1965-61 DF-330, DF-430, DF-530, DF-630, DF-730 | 27 | 500 | | 153-5656 | 8C-3601 |
| 1965-61 DO-330, DO-430, DO-530, DO-630, DO-730 | 27 | 500 | | 153-5656 | 8C-3601 |
| 1962-61 D-633D, D-703D, D-733D | 4D | 850 | {173} | 153-5710 | 153-5700 |
| 1951-49 D-23, D-30, D-31 | 4 | 730 | {147} | 8C-3633 | — |
| 1949 D-19, D-19X, D-21, D-22 | 3 | 675 | | 8C-3629 | — |

| MAKE EQUIPMENT TYPE YEAR / MODEL | O.E. BCI NO. | CCA @ ° F | Notes | REPLACEMENT | |
|---|--------------------|-----------------|-------|-------------|--------------|
| | | | | Option 1 | Option 2 |
| REO (Continued) | | | | | |
| E Series | | | | | |
| 1967-66 E-200D, E-300D, E-400D Perkins 6-354 Eng | 3 | 675 | {15} | 8C-3629 | — |
| 1967-66 E-200D, E-300D, E-400D Cummins Diesel | 4 | 730 | {70} | 8C-3633 | — |
| 1967-66 E-430D, E-440D, E-456D, E-530D, E-540D, E-556D Cummins Diesel | 4 | 730 | {173} | 8C-3633 | — |
| 1967-66 E-430D, E-440D, E-456D, E-530D, E-540D, E-556D Detroit Diesel Eng | 8D | 950 | | 153-5720 | 101-4000 |
| 1967-66 E-500D, E-510D | 4 | 730 | {173} | 8C-3633 | — |
| 1967-66 E-630D, E-700D, E-730D, E-752D Cummins Diesel | 4 | 730 | {173} | 8C-3633 | — |
| 1967-66 E-630D, E-700D, E-730D, E-752D Detroit Diesel Eng | 7D | 900 | {15} | 8C-3635 | 8C-3633 |
| 1967-63 E-200D thru E-556 ex. E-530 | 27 | 500 | | 153-5656 | 8C-3601 |
| 1967-63 E-530, Optional on some models | 30H | 600 | | 8C-3627 | 127-0826{29} |
| 1965-63 E-630D, E-700D, E-730D, E-830D-OH | 5D | 800 | {173} | 8C-3633 | — |
| 1965-50 E-22S, E-23, E-121, E-200D thru E-540D | 4 | 730 | {147} | 8C-3633 | — |
| 1962-60 E-630D, E-700D, E-730D, E-830D-OH | 4D | 850 | {173} | 153-5710 | 153-5700 |
| 1962-60 E-630D, E-700D, E-730D, E-830D-OH - Optional | 8D | 950 | {15} | 153-5720 | 101-4000 |
| 1952 E-122 | 5D | 800 | | 8C-3633 | — |
| 1951-50 E-19, E-20, E-21, E-22 | 3 | 675 | | 8C-3629 | — |
| 1951-50 E-216, E-226 | 3 | 675 | | 8C-3629 | — |
| 1951-50 E-236, E-306, E-316 | 4 | 730 | | 8C-3633 | — |
| F Series | | | | | |
| 1959-57 F-20, F-21, F-22, F-22R, F-50, F-206, F-216, F-226 | 27 | 500 | | 153-5656 | 8C-3601 |
| 1959-57 F-20, F-21, F-22, F-22R, F-50, F-206, F-216, F-226 - Optional | 30H | 600 | | 8C-3627 | 127-0826{29} |
| 1958-57 F-50D, F-536D, F-536DOH | 8D | 950 | | 153-5720 | 101-4000 |
| 1957 F-506, F-506M, F-506H, F-536, F-536M, F-536H | 27 | 500 | | 153-5656 | 8C-3601 |
| 1956-53 F-506, F-506M, F-506H | 3 | 675 | | 8C-3629 | — |
| 1956-52 C-122, F-120, F-122 | 3 | 675 | | 8C-3629 | — |
| 1956-52 F-20, F-21, F-22, F-22R, F-120, F-206, F-216, F-226 | 3 | 675 | | 8C-3629 | — |
| 1956-52 F-22S, F-23, F-50, F-236, F-536, F-536M, F-536H | 4 | 730 | | 8C-3633 | — |
| 1954-53 F-263D - Buda | 8D | 950 | {15} | 153-5720 | 101-4000 |
| 1954 F-14, F-14R | 2 | 550 | | 153-5690 | 8C-3629 |

- {1} Battery gasses need to be vented to outside. {15} Two batteries required. For best results, replace both.
- {29} Battery hold-down may need to be replaced and/or modified. Battery cable replacement may be necessary.
- {70} Two, Three or Four batteries required. For best results, replace all. {147} 1 Battery - Dual Battery Opt.
- {173} Requires 4 batteries. {181} Requires 3 batteries. {183} Special European size required.

Trucks & Buses

SUPREME SVI-STARTRANS — WHITE DIVISION

IMPORTANT NOTE: BATTERIES CAN EXPLODE! Always wear safety glasses AND shield eyes when working around batteries. Always check for proper polarity and sufficient terminal clearance BEFORE final installation to avoid dangerous sparks, potential explosion, possible severe personal injury and/or expensive electrical system and/or vehicle/equipment damage or fire.

| MAKE EQUIPMENT TYPE YEAR / MODEL | O.E. BCI NO. | CCA @ ° F | Notes | REPLACEMENT | |
|---|--------------------|-----------------|-------|-------------|----------|
| | | | | Option 1 | Option 2 |
| SUPREME SVI-STARTRANS | | | | | |
| Commercial Bus | | | | | |
| 2007 President Series Rear Engine | 31T | 750 | {173} | 175-4390 | 175-4370 |
| 2007 Senator Series | N/A | 750 | {173} | — | — |
| 2006 President Series Rear Engine | 31T | 1500 | {173} | — | — |
| 2006 Senator Series | N/A | 550 | {173} | — | — |
| SUTPHEN | | | | | |
| Class 8 Fire/Crash | | | | | |
| 2010-04 Ambassador | 31T | 950 | {173} | 175-4390 | 115-2422 |
| 2010-04 Imperial | 31T | 950 | {173} | 175-4390 | 115-2422 |
| 2010-04 Monarch | 31T | 950 | {173} | 175-4390 | 115-2422 |
| 2010-04 S Series | 31T | 950 | {173} | 175-4390 | 115-2422 |
| THOR INDUSTRIES- CHAMPION BUS | | | | | |
| Commercial Bus | | | | | |
| 2006 CTS | 8D | 1150 | {173} | 153-5720 | 101-4000 |
| 2006 CTS Rear Engine | 8D | 1150 | {173} | 153-5720 | 101-4000 |
| 2006 Challenger | 8D | 1150 | {173} | 153-5720 | 101-4000 |
| 2006 Crusader | 8D | 1150 | {173} | 153-5720 | 101-4000 |
| 2006 Defender | 8D | 1150 | {173} | 153-5720 | 101-4000 |
| 2006 EZ-Tranz | 8D | 1150 | {173} | 153-5720 | 101-4000 |
| 2006 Trolley Bus | 8D | 1150 | {173} | 153-5720 | 101-4000 |
| U.D. TRUCKS | | | | | |
| NISSAN DIESEL AMERICA, INC. | | | | | |
| OEM Used various size batteries in production. Check original battery for size and correct fit. | | | | | |
| Truck & Bus | | | | | |
| 2000-88 Trucks | 27 | 625 | {15} | 153-5656 | 8C-3601 |
| 1987-86 CMA, CLA, CPB, CPC | 27 | 550 | {15} | 153-5656 | 8C-3601 |
| | 27 | 625 | {15} | 153-5656 | 8C-3601 |
| VAN HOOL | | | | | |
| Motor Coach Bus | | | | | |
| 2010-99 T916 | 8D | 730 | | 153-5720 | 101-4000 |
| 2010-99 T918 | 8D | 730 | | 153-5720 | 101-4000 |
| 2010-91 T915 | 8D | 730 | | 153-5720 | 101-4000 |
| 2010-91 T917 | 8D | 730 | | 153-5720 | 101-4000 |
| 2010-91 TD927 | 8D | 730 | | 153-5720 | 101-4000 |
| 2005-91 TD924 | 8D | 730 | | 153-5720 | 101-4000 |
| VOLVO | | | | | |
| See also AUTOCAR DIVISION, GMC DIVISION, & WHITE DIVISION | | | | | |
| Commercial Truck | | | | | |
| 2010-09 FM11 | 31T | 950 | {173} | 175-4390 | 115-2422 |
| 2010-06 FH | 31T | 950 | {173} | 175-4390 | 115-2422 |
| 2010-04 VNL | 31T | 950 | {173} | 175-4390 | 115-2422 |
| 2010-04 VNM | 31T | 950 | {173} | 175-4390 | 115-2422 |
| 2010-03 FH16 | 31T | 950 | {173} | 175-4390 | 115-2422 |
| 2010-03 VHD | 31T | 1980 | {173} | — | — |
| 2010-03 VM | 31T | 950 | {173} | 175-4390 | 115-2422 |
| 2010-02 FM9 | 31T | 950 | {173} | 175-4390 | 115-2422 |
| 2010-01 FM | 31T | 950 | {173} | 175-4390 | 115-2422 |
| 2010-01 VN | 31T | 950 | {173} | 175-4390 | 115-2422 |
| 2010-00 FL | 31T | 950 | {173} | 175-4390 | 115-2422 |
| 2009-04 VT | 31T | 950 | {173} | 175-4390 | 115-2422 |
| 2008-00 FM12 | 31T | 950 | {173} | 175-4390 | 115-2422 |
| 2007-98 NH | 31T | 950 | {173} | 175-4390 | 115-2422 |
| 2007-06 VT880 | 31T | 950 | {173} | 175-4390 | 115-2422 |
| 2005-00 FH12 | 31T | 950 | {173} | 175-4390 | 115-2422 |
| 2003-99 FM10 | 31T | 950 | {173} | 175-4390 | 115-2422 |

| MAKE EQUIPMENT TYPE YEAR / MODEL | O.E. BCI NO. | CCA @ ° F | Notes | REPLACEMENT | |
|--|--------------------|-----------------|-------|-------------|----------|
| | | | | Option 1 | Option 2 |
| VOLVO (Continued) | | | | | |
| Truck & Bus | | | | | |
| 1983 F10 | 31T | 475 | {173} | 175-4390 | 175-4370 |
| 1983 F6 | 31T | 475 | {15} | 175-4390 | 175-4370 |
| 1983 F7 | 31T | 475 | {173} | 175-4390 | 175-4370 |
| WALTER | | | | | |
| 1998-81 Trucks | 31T | | | — | — |
| WESTERN STAR | | | | | |
| Commercial Truck | | | | | |
| 2010-06 4900 EX | 31T | 960 | {173} | — | — |
| 2010-06 4900 FA | 31T | 960 | {173} | — | — |
| 2010-06 4900 SA | 31T | 960 | {173} | — | — |
| 2010-06 6900 XD | 31T | 960 | {173} | — | — |
| 2008-06 Low Max | 31T | 960 | {173} | — | — |
| WESTERN STAR TRUCKS INC. | | | | | |
| Truck & Bus | | | | | |
| 2000-96 Constellation Series | 31T | 1000 | {1} | — | — |
| | 31T | 625 | {181} | 175-4390 | 175-4370 |
| | 31T | 750 | {181} | 175-4390 | 175-4370 |
| 2000-78 Heritage Series | 31T | 1000 | {1} | — | — |
| | 31T | 625 | {181} | 175-4390 | 175-4370 |
| | 31T | 750 | {181} | 175-4390 | 175-4370 |
| | 8D | 1300 | {1} | 153-5720 | 250-0473 |
| 2000 Constellation Series | 31T | 700 | {173} | 175-4390 | 175-4370 |
| 1999 Constellation Series | 31T | 700 | {183} | 175-4390 | 175-4370 |
| WHITE DIVISION | | | | | |
| VOLVO GM HEAVY TRUK CORP. | | | | | |
| 2000-99 ANH, WCA, WG, WIA, WX | 31T | 550 | {173} | 175-4390 | 175-4370 |
| | 31T | 625 | {181} | 175-4390 | 175-4370 |
| 1998-87 ANH, WCA, WG, WIA, WX | 31T | 550 | | 175-4390 | 175-4370 |
| | 31T | 625 | | 175-4390 | 175-4370 |
| 1983-76 RC2, RX2, RB2, K, WSH | 27 | 620 | | 153-5656 | 8C-3601 |
| | 31T | 475 | | 175-4390 | 175-4370 |
| | 31T | 580 | | 175-4390 | 175-4370 |
| | 31T | 625 | | 175-4390 | 175-4370 |
| | 4 | 720 | {173} | 8C-3633 | — |
| | 7D | 800 | {173} | 8C-3635 | 8C-3633 |
| | 7D | 930 | {173} | 8C-3635 | 8C-3633 |

NOTES



A series of horizontal lines for taking notes, spanning the width of the page.

Trucks & Buses

Passenger Cars ACURA — AUDI

IMPORTANT NOTE: BATTERIES CAN EXPLODE! Always wear safety glasses AND shield eyes when working around batteries. Always check for proper polarity and sufficient terminal clearance BEFORE final installation to avoid dangerous sparks, potential explosion, possible severe personal injury and/or expensive electrical system and/or vehicle/equipment damage or fire.

| MAKE EQUIPMENT TYPE YEAR / MODEL | O.E. BCI NO. | CCA @ ° F | Notes | PREMIUM HIGH OUTPUT | GENERAL SERVICE | |
|---|--------------------|-----------------|---------|---------------------------|-----------------|--------------|
| | | | | | (U.S. Only) | |
| ACURA | | | | | | |
| CL Series | | | | | | |
| 2003-01 V6 3.2L | 24 | 550 | {33} | 153-5656 | 8C-3600 | 3T-5857 |
| 1999-98 L4 2.3L | 24F | 550 | | — | 3T-5858 | 250-0489 |
| 1999-97 V6 3.0L | 24 | 550 | | 153-5656 | 3T-5857 | 250-0488 |
| 1997 L4 2.2L | 24F | 550 | | — | 3T-5858 | 250-0489 |
| CSX | | | | | | |
| 2010-08 L4 2.0L | 51R | 410 | | — | 250-0487{26} | — |
| 2007-06 L4 2.0L | 51R | 440 | | — | 250-0487{26} | — |
| EL Series | | | | | | |
| 2005-01 L4 1.7L Canada | 51 | 410 | | — | 250-0488{26} | — |
| 2000-97 L4 1.6L | 51R | 410 | | — | 250-0487{26} | — |
| Integra | | | | | | |
| 2001-94 L4 1.8L | 51R | 410 | | — | 250-0487{26} | — |
| 1993-92 L4 1.7L | 25 | 435 | | — | 8C-3600 | 250-0489 |
| 1993-90 L4 1.8L | 25 | 435 | | — | 8C-3600 | 250-0489 |
| Legend | | | | | | |
| 1995-91 V6 3.2L | 24 | 585 | | 153-5656 | 3T-5857 | — |
| 1990 V6 2.7L | 24F | 585 | | — | 3T-5858 | 250-0487 |
| MDX | | | | | | |
| 2011-07 V6 3.7L | 24F | 550 | | — | 3T-5858 | 250-0487 |
| 2006-01 V6 3.5L | 24F | 550 | | — | 3T-5858 | 250-0487 |
| NSX | | | | | | |
| 2005-97 V6 3.2L w/AT | 24F | 585 | | — | 3T-5858 | 250-0487 |
| 2005-97 V6 3.2L w/MT | 35 | 435 | | — | 250-0487 | — |
| 2005-96 V6 3.0L w/AT | 24F | 585 | | — | 3T-5858 | 250-0487 |
| 2005-96 V6 3.0L w/MT | 35 | 435 | | — | 250-0487 | — |
| 1995-91 V6 3.0L | 35 | 435 | | — | 250-0487 | — |
| RDX | | | | | | |
| 2010-07 L4 2.3L | 35 | 440 | | — | 250-0487 | — |
| RL Series | | | | | | |
| 2010-09 V6 3.7L | 24 | 550 | | 153-5656 | 3T-5857 | 250-0488 |
| 2008-05 V6 3.5L | 24 | 585 | | 153-5656 | 3T-5857 | — |
| 2004-96 V6 3.5L | 24 | 550 | | 153-5656 | 3T-5857 | 250-0488 |
| RSX | | | | | | |
| 2006-02 L4 2.0L | 51R | 400 | | — | 250-0487{26} | — |
| SLX | | | | | | |
| 1999-98 V6 3.5L | 24 | 585 | | 153-5656 | 3T-5857 | 250-0486 |
| 1999-98 V6 3.5L Optional | 27 | 610 | | 153-5656 | 8C-3601 | 3T-5857 |
| 1997 V6 3.2L | 24 | 585 | | 153-5656 | 3T-5857 | 250-0486 |
| 1996 V6 3.2L | 27 | 610 | | 153-5656 | 8C-3601 | 3T-5857 |
| TL Series | | | | | | |
| 2010 V6 3.5L | 24F | 550 | | — | 3T-5858 | 250-0487 |
| 2010 V6 3.7L | 24F | 550 | | — | 3T-5858 | 250-0487 |
| 2009-07 V6 3.5L | 24F | 550 | | — | 3T-5858 | 250-0487 |
| 2009 V6 3.7L | 24F | 550 | | — | 3T-5858 | 250-0487 |
| 2008-04 V6 3.2L | 24F | 550 | | — | 3T-5858 | 250-0487 |
| 2003-99 V6 3.2L | 24 | 550 | | 153-5656 | 3T-5857 | 250-0488 |
| 1998-96 V6 3.2L | 25 | 450 | {33} | — | 8C-3600 | 250-0489 |
| 1998-95 L5 2.5L | 35 | 450 | {33} | — | 3T-5859 | 250-0489 |
| TSX | | | | | | |
| 2010 L4 2.4L | 51R | 410 | | — | 250-0487{26} | — |
| 2010 V6 3.5L | 24F | 550 | | — | 3T-5858 | 250-0487 |
| 2009 L4 2.4L | 51R | 435 | | — | 250-0487{26} | — |
| 2008-04 L4 2.4L | 51R | 430 | | — | 250-0487{26} | — |
| Vigor | | | | | | |
| 1994-92 L5 2.5L | 35 | 435 | | — | 3T-5859 | 250-0489 |
| ZDX | | | | | | |
| 2010 V6 3.7L | 24F | 550 | | — | 3T-5858 | 250-0487 |
| ALFA ROMEO | | | | | | |
| 164 | | | | | | |
| 1995-91 V6 3.0L | 31 | 685 | {1} | 175-4360 | — | — |
| 8C | | | | | | |
| 2008 V8 4.7L | 24F | 580 | | — | 3T-5858 | 250-0487 |
| Spider | | | | | | |
| 1994-91 L4 2.0L Factory Installed | 22F | 300 | {17} | — | 3T-5859 | 250-0489 |
| 1994-90 L4 2.0L Port of entry installed | 34 | 550 | {17} | — | 8C-3600 | 250-0489 |
| 1990 L4 2.0L Factory Installed | 24F | 500 | {17} | — | 3T-5858 | 250-0489 |
| ASTON MARTIN | | | | | | |
| DB7 (Includes GT, GTA, Vantage, Volante) | | | | | | |
| 2004-00 V12 6.0L | 48 | 780 | {1,213} | — | — | — |
| 1998-97 L6 3.2L | 48 | 780 | {1,213} | — | — | — |
| DB9 (Includes Vantage) | | | | | | |
| 2010 V12 6.0L | NA | NA | | — | — | — |
| 2009-05 V12 6.0L | 49 | 830 | {1,212} | — | 307-0751{32} | — |
| DBS | | | | | | |
| 2010 V12 6.0L | NA | NA | | — | — | — |
| 2009 V12 6.0L | 49 | 830 | {1,212} | — | 307-0751{32} | — |
| 2008 V12 6.0L | 49 | 830 | {1,212} | — | 307-0751{32} | — |
| V8 Vantage | | | | | | |
| 2010 V8 4.7L | NA | NA | | — | — | — |
| 2009 V8 4.7L | 49 | 830 | {1,212} | — | 307-0751{32} | — |
| 2008-06 V8 4.3L | 49 | 830 | {1,212} | — | 307-0751{32} | — |
| Vanquish (Includes S) | | | | | | |
| 2006-02 V12 6.0L | 49 | 830 | {1,212} | — | 307-0751{32} | — |
| Virage | | | | | | |
| 1994-90 V8 5.3L | 24 | 630 | {1,212} | 153-5656 | 3T-5857 | — |
| ASUNA | | | | | | |
| SE | | | | | | |
| 1993 L4 1.6L | 35 | 350 | | — | 250-0487 | — |
| Sunfire | | | | | | |
| 1993-92 L4 1.8L | 35 | 350 | | — | 3T-5859 | 250-0489 |
| Sunrunner | | | | | | |
| 1993 L4 1.6L | 26 | 525 | | — | 8C-3600 | 250-0489{32} |
| 1992 L4 1.6L | 35 | 350 | | — | 3T-5859 | 250-0489 |
| AUDI | | | | | | |
| 100 E | | | | | | |
| 1994-92 V6 2.8L | 41 | 575 | {1} | — | 8C-3605 | — |
| 1991-90 L5 2.3L | 41 | 575 | {1} | — | 8C-3605 | — |
| 200 | | | | | | |
| 1991-90 L5 2.2L | 41 | 650 | {1} | — | 8C-3605 | — |
| 80, 90, 90 CS | | | | | | |
| 1995-93 V6 2.8L | 41 | 650 | | — | 8C-3605 | — |
| 1992-91 L5 2.3L Optional | 41 | 650 | | — | 8C-3605 | — |
| 1991-90 L5 2.3L | 41 | 650 | | — | 8C-3605 | — |
| 1990 L4 2.0L Optional | 41 | 650 | | — | 8C-3605 | — |
| A3 | | | | | | |
| 2010-06 L4 2.0L | 48 | 600 | {1} | — | 307-0751 | — |
| 2010 L4 2.0L Diesel | 49 | 760 | {1} | — | 307-0751{32} | — |
| 2009-06 V6 3.2L | 48 | 600 | {1} | — | 307-0751 | — |

{1} Battery gasses need to be vented to outside. {17} Watch polarity and clearance! Vehicle could have reverse terminal battery.

{26} Replacement battery is wider than OE. Hold-down and/or tray replacement may be necessary.

{32} Replacement battery is longer than OE. Hold-down and/or tray replacement may be necessary.

{33} Height adapter may be required on Dual Terminal batteries. {212} Best Performance Estimate. {213} OE does not require AGM battery.

Passenger Cars

AUDI – BENTLEY



IMPORTANT NOTE: BATTERIES CAN EXPLODE! Always wear safety glasses AND shield eyes when working around batteries. Always check for proper polarity and sufficient terminal clearance BEFORE final installation to avoid dangerous sparks, potential explosion, possible severe personal injury and/or expensive electrical system and/or vehicle/equipment damage or fire.

| MAKE EQUIPMENT TYPE YEAR / MODEL | O.E. BCI NO. | CCA @ 0° F | Notes | PREMIUM HIGH OUTPUT | GENERAL SERVICE | |
|--|--------------------|------------------|---------|---------------------------|-----------------|---|
| | | | | | (U.S. Only) | |
| AUDI (Continued) | | | | | | |
| A4 | | | | | | |
| 2010-07 L4 2.0L | 94R | 640 | {1,24} | — | — | — |
| 2010 L4 2.0L | 49 | 760 | {1} | — | 307-0751{32} | — |
| 2009-07 V6 3.2L | 49 | 760 | {1} | — | 307-0751{32} | — |
| 2008 L4 2.0L | 49 | 760 | {1,212} | — | 307-0751{32} | — |
| 2006-05 L4 2.0L | 48 | 570 | {1,24} | — | 307-0751 | — |
| 2006-05 V6 3.2L | 94R | 650 | {1} | — | — | — |
| 2006-02 V6 3.0L | 94R | 650 | {1} | — | — | — |
| 2006 L4 1.8L | 48 | 570 | {1} | — | 307-0751 | — |
| 2005-03 L4 1.8L | 94R | 570 | {1} | — | 307-0751 | — |
| 2002-97 L4 1.8L | 48 | 570 | {1,24} | — | 307-0751 | — |
| 2002 V6 3.0L | 94R | 640 | {1} | — | — | — |
| 2001-96 V6 2.8L | 48 | 570 | {1,24} | — | 307-0751 | — |
| 1997-96 V6 2.8L | 48 | 540 | {1,24} | — | 307-0751 | — |
| 1997 L4 1.8L | 48 | 540 | {1,24} | — | 307-0751 | — |
| A5 | | | | | | |
| 2010 L4 2.0L | NA | NA | | — | — | — |
| A5 Quattro | | | | | | |
| 2010-08 V6 3.2L | 49 | 850 | {1,212} | — | 307-0751{32} | — |
| 2010 L4 2.0L | NA | NA | | — | — | — |
| A6 | | | | | | |
| 2010-09 V6 3.0L | 49 | 850 | {1,212} | — | 307-0751{32} | — |
| 2010-09 V8 4.2L | 49 | 850 | {1,212} | — | 307-0751{32} | — |
| 2010-05 V6 3.2L | 49 | 850 | {1,212} | — | 307-0751{32} | — |
| 2008-06 V8 4.2L | 49 | 850 | {1} | — | 307-0751{32} | — |
| 2005 V8 4.2L | 94R | 650 | {1} | — | — | — |
| 2004-02 V6 3.0L | 94R | 650 | {1} | — | — | — |
| 2004-00 V6 2.7L Turbo | 94R | 650 | {1} | — | — | — |
| 2004-00 V8 4.2L | 49 | 850 | {1} | — | 307-0751{32} | — |
| 2001-95 V6 2.8L | 48 | 570 | {1} | — | 307-0751 | — |
| 1998-95 V6 2.8L | 48 | 570 | {1} | — | 307-0751 | — |
| A8 | | | | | | |
| 2010-08 V8 4.2L | 49 | 850 | {1,212} | — | 307-0751{32} | — |
| 2009-07 W12 6.0L | 95R | 850 | {1} | — | — | — |
| 2007 V8 4.2L | 95R | 850 | {1} | — | — | — |
| 2006-05 W12 6.0L | 49 | 850 | {1} | — | 307-0751{32} | — |
| 2006-97 V8 4.2L | 49 | 850 | {1,46} | — | 307-0751{32} | — |
| 1999-97 V8 3.7L | 49 | 850 | {1,46} | — | 307-0751{32} | — |
| Cabriolet | | | | | | |
| 1998-94 V6 2.8L | 41 | 650 | | — | 8C-3605 | — |
| Q5 | | | | | | |
| 2010-09 V6 3.2L | 48 | 600 | {1,212} | — | 307-0751 | — |
| Q7 | | | | | | |
| 2010-07 V6 3.6L | 49 | 760 | | — | 307-0751{32} | — |
| 2010-07 V8 4.2L | 49 | 760 | | — | 307-0751{32} | — |
| 2010 V6 3.0L | 49 | 760 | | — | 307-0751{32} | — |
| Quattro-100 | | | | | | |
| 1994-92 V6 2.8L | 41 | 575 | {1} | — | 8C-3605 | — |
| 1991-90 L5 2.3L | 41 | 575 | {1} | — | 8C-3605 | — |
| Quattro-200 | | | | | | |
| 1991-90 L5 2.2L | 41 | 650 | {1} | — | 8C-3605 | — |
| Quattro-80 | | | | | | |
| 1992-90 L5 2.3L | 41 | 650 | | — | 8C-3605 | — |
| Quattro-90 | | | | | | |
| 1995-93 V6 2.8L | 41 | 650 | | — | 8C-3605 | — |
| 1991-90 L5 2.3L | 41 | 650 | | — | 8C-3605 | — |
| AUDI (Continued) | | | | | | |
| Quattro-Allroad | | | | | | |
| 2005-04 V6 2.7L | 94R | 650 | {1} | — | — | — |
| 2005-03 V8 4.2L | 49 | 850 | {1} | — | 307-0751{32} | — |
| 2003 V6 2.7L | 49 | 850 | {1} | — | 307-0751{32} | — |
| 2002-01 V6 2.7L | 94R | 650 | {1} | — | — | — |
| Quattro-Coupe | | | | | | |
| 1991-90 L5 2.3L | 41 | 650 | {1} | — | 8C-3605 | — |
| Quattro-V8 | | | | | | |
| 1994-92 V8 4.2L | 41 | 720 | {1} | — | — | — |
| 1991 V8 3.6L | 41 | 720 | {1} | — | — | — |
| 1990 V8 3.6L | 41 | 650 | {1} | — | 8C-3605 | — |
| R8 | | | | | | |
| 2010-08 V8 4.2L | 95R | 850 | {1,212} | — | — | — |
| 2010 V10 5.2L | 95R | 850 | {1,212} | — | — | — |
| RS4 | | | | | | |
| 2008-07 V8 4.2L | 49 | 850 | | — | 307-0751{32} | — |
| RS6 | | | | | | |
| 2004-03 V8 4.2L | 49 | 850 | {1} | — | 307-0751{32} | — |
| S4 (Includes Avant, Cabriolet) | | | | | | |
| 2010 V6 3.0L | 49 | 850 | {1,212} | — | 307-0751{32} | — |
| 2009-04 V8 4.2L | 49 | 850 | {1} | — | 307-0751{32} | — |
| 2002 V6 2.7L Turbo | 94R | 640 | {1} | — | — | — |
| 2001-00 V6 2.7L | 48 | 570 | {1} | — | 307-0751 | — |
| 1994-93 L5 2.2L Turbo | 41 | 650 | {1} | — | 8C-3605 | — |
| 1992 L5 2.2L | 41 | 650 | {1} | — | 8C-3605 | — |
| S5 | | | | | | |
| 2010-08 V8 4.2L | 49 | 850 | {1,212} | — | 307-0751{32} | — |
| 2010 V6 3.0L | 49 | 850 | {1,212} | — | 307-0751{32} | — |
| S6 | | | | | | |
| 2010-07 V10 5.2L | 95R | 850 | {1,212} | — | — | — |
| 2003-02 V8 4.2L | 49 | 720 | {1} | — | 307-0751{32} | — |
| 1997-96 L5 2.2L | 41 | 650 | {1} | — | 8C-3605 | — |
| 1995 L5 2.2L Turbo | 41 | 650 | {1} | — | 8C-3605 | — |
| S8 | | | | | | |
| 2009-07 V10 5.2L | 95R | 850 | {1} | — | — | — |
| 2003-01 V8 4.2L | 49 | 850 | {1,46} | — | 307-0751{32} | — |
| TT (Includes Quattro) | | | | | | |
| 2010-08 L4 2.0L | 47 | 480 | {1,43} | — | — | — |
| 2009-08 V6 3.2L | 94R | 650 | {1,43} | — | — | — |
| 2006-00 L4 1.8L | 47 | 480 | {1,43} | — | — | — |
| 2006 V6 3.2L | 94R | 650 | {1,43} | — | — | — |
| 2005-04 V6 3.2L | 47 | 480 | {1,43} | — | — | — |
| AVANTI | | | | | | |
| Avanti | | | | | | |
| 2007-05 V8 4.6L | 96R | 590 | | — | — | — |
| BENTLEY | | | | | | |
| Arnage | | | | | | |
| 2009-08 V8 6.8L Left Side | 34 | 750 | {1} | — | — | — |
| 2009-08 V8 6.8L Right Side | 91 | 700 | {1} | — | — | — |
| 2007-06 V8 6.8L | 91 | 600 | | — | — | — |
| 2005-00 V8 6.7L | 91 | 600 | | — | — | — |
| 2001-99 V8 4.4L | 91 | 600 | | — | — | — |

{1} Battery gasses need to be vented to outside. {16} Vibration proof battery. Replacement not available.
 {24} OEM Used various size batteries in production. Check original battery for size and correct fit.
 {32} Replacement battery is longer than OE. Hold-down and/or tray replacement may be necessary. {41} Battery located under the rear seat.
 {43} Battery located under hood, under the fuse box. {46} Battery located in trunk. Spare tire may have to be removed.
 {80} Sealed Valve-Regulated Battery Required. {212} Best Performance Estimate.

Passenger Cars

BENTLEY — BMW

IMPORTANT NOTE: BATTERIES CAN EXPLODE! Always wear safety glasses AND shield eyes when working around batteries. Always check for proper polarity and sufficient terminal clearance BEFORE final installation to avoid dangerous sparks, potential explosion, possible severe personal injury and/or expensive electrical system and/or vehicle/equipment damage or fire.

| MAKE EQUIPMENT TYPE YEAR / MODEL | O.E. BCI NO. | CCA @ ° F | Notes | PREMIUM HIGH OUTPUT | GENERAL SERVICE | |
|---|--------------------|-----------------|---------|---------------------------|-----------------|----------|
| | | | | | (U.S. Only) | |
| BENTLEY (Continued) | | | | | | |
| Azure | | | | | | |
| 2010 V8 6.8L | NA | NA | | — | — | — |
| 2009-08 V8 6.8L Left Side | 34 | 750 | {1} | — | — | — |
| 2009-08 V8 6.8L Right Side | 91 | 700 | {1} | — | — | — |
| 2007-06 V8 6.8L | 91 | 700 | | — | — | — |
| 2003-00 V8 6.7L | 91 | 700 | | — | — | — |
| 1998-96 V8 6.7L | 91 | 600 | | — | — | — |
| Brooklands | | | | | | |
| 2009-08 V8 6.8L Left Side | 34 | 750 | {1} | — | — | — |
| 2009-08 V8 6.8L Right Side | 91 | 700 | {1} | — | — | — |
| 1998-93 V8 6.7L | 91 | 600 | | — | — | — |
| Continental | | | | | | |
| 2010-09 W12 6.0L | NA | NA | | — | — | — |
| 2008-04 W12 6.0L Main Battery | 49 | 900 | | — | 307-0751{32} | — |
| 2003-98 V8 6.7L | 24 | 650 | | 153-5656 | 3T-5857 | 250-0486 |
| 1997 V8 6.8L | 24 | 650 | | 153-5656 | 3T-5857 | 250-0486 |
| 1996-90 V8 6.7L | 24 | 650 | | 153-5656 | 3T-5857 | 250-0486 |
| Eight | | | | | | |
| 1991-90 V8 6.7L | 24 | 800 | | — | — | — |
| Mulsanne | | | | | | |
| 1992-90 V8 6.7L | 24 | 800 | | — | — | — |
| Turbo R | | | | | | |
| 1998-90 V8 6.7L | 48 | 700 | | — | 307-0751 | — |
| BMW | | | | | | |
| 128i | | | | | | |
| 2010-09 L6 3.0L | 48 | 650 | {1} | — | 307-0751 | — |
| 2008 L6 3.0L | 47 | 480 | {1} | — | — | — |
| 135i | | | | | | |
| 2010 L6 3.0L | 47 | 480 | {1} | — | — | — |
| 2010 L6 3.0L Optional | 94R | 720 | | — | — | — |
| 2009-08 L6 3.0L | 94R | 720 | | — | — | — |
| 318 Series (Includes i, is, ti) | | | | | | |
| 1999-96 L4 1.9L | 91 | 600 | {1} | — | — | — |
| 1997-96 L4 1.9L Convertible | 92 | 575 | {1,16} | — | — | — |
| 1997-96 L4 1.9L ex. Convertible | 91 | 600 | {1} | — | — | — |
| 1995-91 L4 1.8L | 91 | 600 | {1} | — | — | — |
| 320i | | | | | | |
| 2005-02 L6 2.2L | 48 | 680 | {1} | — | 307-0751 | — |
| 2001 L6 2.2L | 91 | 600 | {1} | — | — | — |
| 1995-92 L6 2.0L | 91 | 600 | {1} | — | — | — |
| 323 Series (Includes ci, i, is) | | | | | | |
| 2010-09 L6 2.5L | 94R | 680 | {1,212} | — | — | — |
| 2008-06 L6 2.5L | 94R | 765 | {1} | — | — | — |
| 2000-99 L6 2.5L | 94R | 765 | {1} | — | — | — |
| 2000-99 L6 2.5L | 94R | 765 | {1} | — | — | — |
| 1998 L6 2.5L Convertible | 92 | 575 | {1,16} | — | — | — |
| 1998 L6 2.5L ex. Convertible | 91 | 600 | {1} | — | — | — |
| 325 Series (Includes ci, e, es, i, is, ix, xi) | | | | | | |
| 2006 L6 2.5L | 48 | 570 | {1} | — | 307-0751 | — |
| 2006 L6 3.0L | 48 | 570 | {1} | — | 307-0751 | — |
| 2005-04 L6 2.5L SULEV | 49 | 900 | {1,80} | — | — | — |

| MAKE EQUIPMENT TYPE YEAR / MODEL | O.E. BCI NO. | CCA @ ° F | Notes | PREMIUM HIGH OUTPUT | GENERAL SERVICE | |
|---|--------------------|-----------------|---------|---------------------------|-----------------|---|
| | | | | | (U.S. Only) | |
| BMW (Continued) | | | | | | |
| 325 Series (Includes ci, e, es, i, is, ix, xi) (Continued) | | | | | | |
| 2005-04 L6 2.5L ex. SULEV | 94R | 640 | {1} | — | — | — |
| 2003-02 L6 2.5L | 94R | 640 | {1} | — | — | — |
| 2001 L6 2.5L | 94R | 765 | {1} | — | — | — |
| 1995-92 L6 2.5L Convertible | 92 | 575 | {1} | — | — | — |
| 1995-92 L6 2.5L ex. Convertible | 92 | 650 | {1} | — | — | — |
| 1991-90 L6 2.5L | 91 | 600 | | — | — | — |
| 328 Series (Includes ci, i) | | | | | | |
| 2010 L6 3.0L | 94R | 760 | | — | — | — |
| 2009 L6 3.0L | 94R | 760 | {1,212} | — | — | — |
| 2008-07 L6 3.0L | 95R | 760 | {1} | — | — | — |
| 2000-99 L6 2.8L | 94R | 765 | {1} | — | — | — |
| 1998-96 L6 2.8L Convertible | 92 | 575 | {1,16} | — | — | — |
| 1998-96 L6 2.8L ex. Convertible | 92 | 650 | {1} | — | — | — |
| 328i xDrive | | | | | | |
| 2010 L6 3.0L | 94R | 760 | {1,212} | — | — | — |
| 2009 L6 3.0L | 94R | 760 | {1,212} | — | — | — |
| 328is | | | | | | |
| 1999-96 L6 2.8L Convertible | 92 | 575 | {1,16} | — | — | — |
| 1999 L6 2.8L ex. Convertible | 92 | 650 | | — | — | — |
| 1998-96 L6 2.8L ex. Convertible | 92 | 650 | {1} | — | — | — |
| 328xi | | | | | | |
| 2008-07 L6 3.0L | 94R | 760 | {1,212} | — | — | — |
| 330 Series (Includes ci, i, xi) | | | | | | |
| 2006 L6 3.0L | 48 | 570 | {1} | — | 307-0751 | — |
| 2005-02 L6 3.0L | 94R | 640 | {1} | — | — | — |
| 2001 L6 3.0L | 94R | 765 | {1} | — | — | — |
| 335d | | | | | | |
| 2010-09 L6 3.0L | 49 | 850 | {1,212} | — | 307-0751{32} | — |
| 335i | | | | | | |
| 2010-07 L6 3.0L | 94R | 760 | {1,212} | — | — | — |
| 335i xDrive | | | | | | |
| 2010-09 L6 3.0L | 94R | 760 | {1,212} | — | — | — |
| 335xi | | | | | | |
| 2008-07 L6 3.0L | 94R | 760 | {1,212} | — | — | — |
| 525 Series (Includes i) | | | | | | |
| 2007-06 L6 3.0L | 48 | 570 | {1} | — | 307-0751 | — |
| 2005 L6 2.5L | 94R | 640 | {1} | — | — | — |
| 2005 L6 2.5L Optional | 49 | 900 | {1} | — | 307-0751{32} | — |
| 2004-02 L6 2.5L | 94R | 640 | {41} | — | — | — |
| 2004 L6 2.5L Optional | 49 | 720 | {1} | — | 307-0751{32} | — |
| 2001 L6 2.5L | 49 | 850 | {1,41} | — | 307-0751{32} | — |
| 1995-91 L6 2.5L | 92 | 650 | {1} | — | — | — |
| 1995-91 L6 2.5L Optional | 93 | 800 | {1} | — | — | — |
| 1990 L6 2.5L | 91 | 600 | {1} | — | — | — |
| 525iT | | | | | | |
| 1993 L6 2.5L | 93 | 800 | {1} | — | — | — |
| 528i | | | | | | |
| 2010-08 L6 3.0L | 49 | 850 | {1,212} | — | 307-0751{32} | — |
| 2000-97 L6 2.8L | 49 | 850 | {41} | — | 307-0751{32} | — |

Passenger Cars

BMW



IMPORTANT NOTE: BATTERIES CAN EXPLODE! Always wear safety glasses AND shield eyes when working around batteries. Always check for proper polarity and sufficient terminal clearance BEFORE final installation to avoid dangerous sparks, potential explosion, possible severe personal injury and/or expensive electrical system and/or vehicle/equipment damage or fire.

| MAKE EQUIPMENT TYPE YEAR / MODEL | O.E. BCI NO. | CCA @ ° F | Notes | PREMIUM HIGH OUTPUT | GENERAL SERVICE | |
|--|--------------------|-----------------|-----------|---------------------------|-----------------|---|
| | | | | | (U.S. Only) | |
| BMW (Continued) | | | | | | |
| 528i xDrive | | | | | | |
| 2010-09 L6 3.0L | 49 | 850 | {1,212} | — | 307-0751{32} | — |
| 528xi | | | | | | |
| 2008 L6 3.0L | 49 | 850 | {1,212} | — | 307-0751{32} | — |
| 530i | | | | | | |
| 2007-06 L6 3.0L | | | | | | |
| Optional | 49 | 720 | {1,41} | — | 307-0751{32} | — |
| 2007-02 L6 3.0L | 94R | 640 | {1,41} | — | — | — |
| 2005 L6 3.0L | | | | | | |
| Optional | 49 | 900 | {1,41} | — | 307-0751{32} | — |
| 2004-02 L6 3.0L | | | | | | |
| Optional | 49 | 720 | {1,41} | — | 307-0751{32} | — |
| 2001 L6 3.0L | 49 | 850 | {1,41} | — | 307-0751{32} | — |
| 1995-94 V8 3.0L | 93 | 800 | {1} | — | — | — |
| 530xi | | | | | | |
| 2007-06 L6 3.0L | 48 | 570 | {1} | — | 307-0751 | — |
| 535 Series (Includes i, is) | | | | | | |
| 2010-09 L6 3.0L | 48 | 570 | {1,212} | — | 307-0751 | — |
| 2008 L6 3.0L | 93 | 800 | {1,212} | — | — | — |
| 1993-90 L6 3.5L | 93 | 800 | {1} | — | — | — |
| 535i xDrive | | | | | | |
| 2010-09 L6 3.0L | 48 | 570 | {1,212} | — | 307-0751 | — |
| 535xi | | | | | | |
| 2008 L6 3.0L | 93 | 800 | {1} | — | — | — |
| 540 Series Includes i) | | | | | | |
| 2003-01 V8 4.4L | 49 | 720 | {1,41} | — | 307-0751{32} | — |
| 2000-97 V8 4.4L | 49 | 850 | {1,41} | — | 307-0751{32} | — |
| 1995-94 V8 4.0L | 93 | 800 | {1} | — | — | — |
| 545i | | | | | | |
| 2005 V8 4.4L | 94R | 765 | {1,46} | — | — | — |
| 2004 V8 4.4L | 95R | 850 | {1,46} | — | — | — |
| 550i | | | | | | |
| 2010-09 V8 4.8L | 49 | 720 | {1,212} | — | 307-0751{32} | — |
| 2008-06 V8 4.8L | 49 | 720 | {1,212} | — | 307-0751{32} | — |
| 550i GT | | | | | | |
| 2010 V8 4.4L | 49 | 720 | {1,212} | — | 307-0751{32} | — |
| 645Ci | | | | | | |
| 2005 V8 4.4L | 94R | 640 | {46} | — | — | — |
| 2004 V8 4.4L | 95R | 850 | {1,46} | — | — | — |
| 650i | | | | | | |
| 2010 V8 4.8L | 49 | 900 | {1,212} | — | 307-0751{32} | — |
| 2009-06 V8 4.8L | 49 | 720 | {1} | — | 307-0751{32} | — |
| 730i, 733i, 735i, 735iL | | | | | | |
| 1992-90 L6 3.5L | 93 | 800 | {46} | — | — | — |
| 740i, 740iL | | | | | | |
| 2001 V8 4.4L | 95R | 850 | {1,46} | — | — | — |
| 2000-96 V8 4.4L | 95R | 950 | {1,46} | — | — | — |
| 1995 V8 4.0L | 95R | 950 | {1,46} | — | — | — |
| 1994-93 V8 4.0L | 93 | 800 | {1,46} | — | — | — |
| 1994-93 V8 4.0L | 93 | 800 | {46} | — | — | — |
| 745i, 745Li | | | | | | |
| 2005-04 V8 4.4L | 49 | 900 | {1,46,80} | — | — | — |
| 2003-02 V8 4.4L | 95R | 850 | {1,46} | — | — | — |
| 2003-02 V8 4.4L | | | | | | |
| Optional | 49 | 900 | {1,46,80} | — | — | — |
| 750Li | | | | | | |
| 2010 V8 4.4L | 49 | 900 | {1,212} | — | 307-0751{32} | — |
| 2009 V8 4.4L | 49 | 720 | {1,46} | — | 307-0751{32} | — |
| 2008-06 V8 4.8L | 49 | 720 | {1,46} | — | 307-0751{32} | — |

| MAKE EQUIPMENT TYPE YEAR / MODEL | O.E. BCI NO. | CCA @ ° F | Notes | PREMIUM HIGH OUTPUT | GENERAL SERVICE | |
|--|--------------------|-----------------|-----------|---------------------------|-----------------|---|
| | | | | | (U.S. Only) | |
| BMW (Continued) | | | | | | |
| 750Li xDrive | | | | | | |
| 2010 V8 4.4L | 49 | 900 | {1,212} | — | 307-0751{32} | — |
| 750i | | | | | | |
| 2010 V8 4.4L | 49 | 900 | {1,212} | — | 307-0751{32} | — |
| 2009 V8 4.4L | 49 | 720 | {1,46} | — | 307-0751{32} | — |
| 2008-06 V8 4.8L | 49 | 720 | {1,46} | — | 307-0751{32} | — |
| 750i xDrive | | | | | | |
| 2010 V8 4.4L | 49 | 900 | {1,212} | — | 307-0751{32} | — |
| 750iL | | | | | | |
| 2001-95 V12 5.4L | 95R | 950 | {1,46} | — | — | — |
| 1994-90 V12 5.0L | 93 | 800 | {1,46} | — | — | — |
| 760Li | | | | | | |
| 2010 V12 6.0L | 49 | 900 | {1,212} | — | 307-0751{32} | — |
| 2008-06 V12 6.0L | 49 | 720 | {1,46} | — | 307-0751{32} | — |
| 2005-03 V12 6.0L | 49 | 900 | {1,46,80} | — | — | — |
| 760i | | | | | | |
| 2006 V12 6.0L | 49 | 720 | {1,46} | — | 307-0751{32} | — |
| 2005-04 V12 6.0L | 49 | 900 | {1,46} | — | — | — |
| 840ci | | | | | | |
| 1997-96 V8 4.4L | 93 | 800 | {1} | — | — | — |
| 1997-96 V8 4.4L | | | | | | |
| Optional | 91 | 600 | {1} | — | — | — |
| 1995-94 V8 4.0L | 93 | 800 | {1} | — | — | — |
| 1995-94 V8 4.0L | | | | | | |
| Optional | 91 | 600 | {1} | — | — | — |
| 850 Series (Includes ci,csi, i) | | | | | | |
| 1997-95 V12 5.4L | 93 | 800 | {1} | — | — | — |
| 1997-95 V12 5.4L | | | | | | |
| Optional | 91 | 600 | {1} | — | — | — |
| 1995-94 V12 5.6L | 93 | 800 | {1} | — | — | — |
| 1995-94 V12 5.6L | | | | | | |
| Optional | 91 | 600 | {1} | — | — | — |
| 1994-91 V12 5.0L | 93 | 800 | {1} | — | — | — |
| 1994-91 V12 5.0L | | | | | | |
| Optional | 91 | 600 | {1} | — | — | — |
| Alpina B7 | | | | | | |
| 2008-07 V8 4.4L | 49 | 720 | {1} | — | 307-0751{32} | — |
| M3 | | | | | | |
| 2010-09 V8 4.0L | 48 | 570 | {1} | — | 307-0751 | — |
| 2008 V8 4.0L | 49 | 720 | {1} | — | 307-0751{32} | — |
| 2006 L6 3.2L | 48 | 570 | {1} | — | 307-0751 | — |
| 2005-02 L6 3.2L | 94R | 640 | {1,46} | — | 307-0751 | — |
| 2001 L6 3.2L | 94R | 765 | {1,46} | — | — | — |
| 1999-96 L6 3.2L | | | | | | |
| Convertible | 92 | 575 | {1,16} | — | — | — |
| 1999-96 L6 3.2L ex. | | | | | | |
| Convertible | 92 | 650 | {1,46} | — | — | — |
| 1995 L6 3.0L | | | | | | |
| Convertible | 92 | 575 | {1,16} | — | — | — |
| 1995 L6 3.0L ex. | | | | | | |
| Convertible | 92 | 650 | {1,46} | — | — | — |
| 1994 L6 3.0L | 92 | 575 | {1,46} | — | — | — |
| 1991-90 L4 2.3L | 91 | 600 | | — | — | — |
| M5 | | | | | | |
| 2010 V10 5.0L | 49 | 850 | {1,212} | — | 307-0751{32} | — |
| 2009 V10 5.0L | 49 | 720 | {1} | — | 307-0751{32} | — |
| 2008-06 V10 5.0L | 49 | 720 | {1} | — | 307-0751{32} | — |
| 2003 V8 5.0L | 95R | 800 | {1} | — | — | — |
| 2002-01 V8 5.0L | 95R | 850 | {1} | — | — | — |

{1} Battery gasses need to be vented to outside. {7} Difficult battery installation. May take 45 minutes or more.

{32} Replacement battery is longer than OE. Hold-down and/or tray replacement may be necessary.

{41} Battery located under the rear seat. {46} Battery located in trunk. Spare tire may have to be moved.

{80} Sealed Valve-Regulated Battery Required. {212} Best Performance Estimate.

Passenger Cars

BMW — BUICK

IMPORTANT NOTE: BATTERIES CAN EXPLODE! Always wear safety glasses AND shield eyes when working around batteries. Always check for proper polarity and sufficient terminal clearance BEFORE final installation to avoid dangerous sparks, potential explosion, possible severe personal injury and/or expensive electrical system and/or vehicle/equipment damage or fire.

| MAKE EQUIPMENT TYPE YEAR / MODEL | O.E. BCI NO. | CCA @ ° F | Notes | PREMIUM HIGH OUTPUT | GENERAL SERVICE | |
|--|--------------------|-----------------|----------|---------------------------|-----------------|---|
| | | | | | (U.S. Only) | |
| BMW (Continued) | | | | | | |
| M5 (Continued) | | | | | | |
| 2000 V8 5.0L | 95R | 950 | {1} | — | — | — |
| 1993-91 L6 3.6L | 93 | 800 | {1} | — | — | — |
| M6 | | | | | | |
| 2010 V10 5.0L | 49 | 900 | {1,212} | — | 307-0751{32} | — |
| 2009 V10 5.0L | 49 | 720 | {1} | — | 307-0751{32} | — |
| 2008-06 V10 5.0L | 49 | 720 | {1} | — | 307-0751{32} | — |
| X3 | | | | | | |
| 2010-04 L6 3.0L | 48 | 570 | {1,212} | — | 307-0751 | — |
| 2006-04 L6 2.5L | 48 | 570 | {1} | — | 307-0751 | — |
| 2005-04 L6 2.5L Optional | 49 | 720 | {1} | — | 307-0751{32} | — |
| X5 | | | | | | |
| 2011 L6 3.0L | 49 | 720 | {1,212} | — | 307-0751{32} | — |
| 2011 V8 4.4L | 49 | 720 | {1,212} | — | 307-0751{32} | — |
| 2010 L6 3.0L | 49 | 900 | {1,212} | — | 307-0751{32} | — |
| 2010 V8 4.4L | 49 | 900 | {1,212} | — | 307-0751{32} | — |
| 2010 V8 4.8L | 49 | 900 | {1,212} | — | 307-0751{32} | — |
| 2009 L6 3.0L Diesel | 49 | 850 | {1} | — | 307-0751{32} | — |
| 2009 L6 3.0L Gas | 49 | 720 | {1} | — | 307-0751{32} | — |
| 2009 V8 4.8L Gas | 49 | 720 | {1} | — | 307-0751{32} | — |
| 2008 L6 3.0L | 49 | 720 | {1} | — | 307-0751{32} | — |
| 2008 V8 4.8L | 49 | 720 | {1} | — | 307-0751{32} | — |
| 2007-06 L6 3.0L | 49 | 720 | {1,7,46} | — | 307-0751{32} | — |
| 2007-04 V8 4.8L | 49 | 720 | {1,46} | — | 307-0751{32} | — |
| 2006-04 V8 4.4L | 49 | 720 | {1,46} | — | 307-0751{32} | — |
| 2005-02 L6 3.0L | 94R | 640 | {1,7,46} | — | — | — |
| 2003 V8 4.4L | 49 | 740 | {1,46} | — | 307-0751{32} | — |
| 2003 V8 4.6L | 49 | 740 | {1,46} | — | 307-0751{32} | — |
| 2002 V8 4.4L | 49 | 720 | {1,46} | — | 307-0751{32} | — |
| 2002 V8 4.6L | 49 | 720 | {1,46} | — | 307-0751{32} | — |
| 2001-00 V8 4.4L | 49 | 850 | {1,46} | — | 307-0751{32} | — |
| 2001 L6 3.0L | 94R | 765 | {1,7,46} | — | — | — |
| X6 | | | | | | |
| 2011-09 L6 3.0L | 49 | 720 | {1,212} | — | 307-0751{32} | — |
| 2011-09 V8 4.4L | 49 | 720 | {1,212} | — | 307-0751{32} | — |
| 2008 L6 3.0L | 49 | 720 | {1,212} | — | 307-0751{32} | — |
| 2008 V8 4.4L | 49 | 720 | {1,212} | — | 307-0751{32} | — |
| Z3 | | | | | | |
| 2002 L6 2.5L | 48 | 570 | {1} | — | 307-0751 | — |
| 2002 L6 3.0L | 48 | 570 | {1} | — | 307-0751 | — |
| 2002 L6 3.2L | 48 | 570 | {1} | — | 307-0751 | — |
| 2001-99 L6 2.5L | 48 | 650 | {1} | — | 307-0751 | — |
| 2001-98 L6 3.2L | 48 | 650 | {1} | — | 307-0751 | — |
| 2001 L6 3.0L | 48 | 650 | {1} | — | 307-0751 | — |
| 2000-97 L6 2.8L | 48 | 650 | {1} | — | 307-0751 | — |
| 1998-96 L4 1.9L | 48 | 650 | {1} | — | 307-0751 | — |
| Z4 | | | | | | |
| 2010-09 L6 3.0L | 47 | 540 | {1,212} | — | — | — |
| 2008-06 L6 3.2L | 48 | 570 | {1,46} | — | 307-0751 | — |
| 2008-04 L6 3.0L | 48 | 570 | {1,46} | — | 307-0751 | — |
| 2005-04 L6 2.5L | 47 | 480 | {1} | — | — | — |
| 2005-04 L6 2.5L Telematics | 94R | 640 | {1,46} | — | — | — |
| 2005-04 L6 2.5L ex. Telematics | 48 | 570 | {1,46} | — | 307-0751 | — |
| 2005-04 L6 3.0L Telematics | 94R | 640 | {1,46} | — | — | — |
| 2005-03 L6 3.0L ex. Telematics | 48 | 570 | {1,46} | — | 307-0751 | — |
| 2003 L6 2.5L | 48 | 570 | {1,46} | — | 307-0751 | — |

| MAKE EQUIPMENT TYPE YEAR / MODEL | O.E. BCI NO. | CCA @ ° F | Notes | PREMIUM HIGH OUTPUT | GENERAL SERVICE | |
|---|--------------------|-----------------|--------|---------------------------|-----------------|----------|
| | | | | | (U.S. Only) | |
| BMW (Continued) | | | | | | |
| Z8 | | | | | | |
| 2003 V8 4.8L | 49 | 740 | | — | 307-0751{32} | — |
| 2003 V8 5.0L | 49 | 740 | {1} | — | 307-0751{32} | — |
| 2002-00 V8 5.0L | 49 | 720 | {1} | — | 307-0751{32} | — |
| BUICK | | | | | | |
| Allure | | | | | | |
| 2009-05 V6 3.8L | 34 | 750 | | — | 127-0826 | — |
| 2009 V8 5.3L | 85 | 625 | | — | — | — |
| 2008-05 V6 3.6L | 34 | 680 | | — | 250-0486 | 127-0826 |
| 2008 V8 5.3L | 85 | 590 | | — | — | — |
| Century | | | | | | |
| 2005-97 V6 3.1L | 78 | 600 | | — | 7X-6100 | — |
| 1996-94 V6 3.1L | 75 | 525 | | — | 7X-6100 | — |
| 1996-93 L4 2.2L | 75 | 525 | | — | 7X-6100 | 250-0489 |
| 1993-90 V6 3.3L | 75 | 630 | | — | 7X-6100 | — |
| 1992-90 L4 2.5L | 75 | 630 | | — | 7X-6100 | — |
| Commercial Chassis | | | | | | |
| 1996-92 V8 5.7L | 78 | 690 | | — | 7X-6100 | 250-0486 |
| 1991 V8 5.0L | 78 | 690 | | — | 7X-6100 | 250-0486 |
| Electra, Electra 225, Electra Estate Wagon | | | | | | |
| 1990 V6 3.8L | 75 | 630 | | — | 7X-6100 | — |
| 1990 V6 3.8L Optional | 78 | 730 | | — | 127-0826 | — |
| Enclave | | | | | | |
| 2010 V6 3.6L | 48 | 660 | {1} | — | 307-0751 | — |
| 2009-08 V6 3.6L | 48 | 730 | {1} | — | — | — |
| LaCrosse | | | | | | |
| 2010 L4 2.4L | 48 | 615 | | — | 307-0751 | — |
| 2010 V6 3.0L | 48 | 615 | | — | 307-0751 | — |
| 2010 V6 3.6L | 48 | 615 | | — | 307-0751 | — |
| 2009-08 V6 3.8L | 34 | 720 | | — | — | — |
| 2009-08 V8 5.3L | 85 | 590 | | — | — | — |
| 2008 V6 3.6L | 34 | 720 | | — | — | — |
| 2007 V6 3.6L | 34 | 750 | | — | — | — |
| 2007 V6 3.8L | 34 | 750 | | — | — | — |
| 2006 V6 3.6L | 34 | 690 | | — | — | — |
| 2006 V6 3.8L | 34 | 690 | | — | — | — |
| 2005 V6 3.6L | 34 | 680 | | — | — | — |
| 2005 V6 3.8L | 34 | 680 | | — | — | — |
| Lesabre | | | | | | |
| 2005-00 V6 3.8L | 100 | 770 | {1,41} | — | — | — |
| 1999-95 V6 3.8L | 78 | 690 | | — | 7X-6100 | 250-0486 |
| 1994-90 V6 3.8L | 75 | 630 | | — | 7X-6100 | — |
| 1994 V6 3.8L Optional | 78 | 770 | | — | 127-0826 | — |
| 1993-91 V6 3.8L Optional | 78 | 690 | | — | 7X-6100 | 250-0486 |
| 1990 V8 5.0L | 75 | 630 | | — | 7X-6100 | — |
| Lucerne | | | | | | |
| 2010-09 V6 3.9L | 94R | 720 | {1} | — | — | — |
| 2010-09 V8 4.6L | 94R | 720 | {1} | — | — | — |
| 2008 V6 3.8L | 48 | 730 | {1} | — | — | — |
| 2008 V8 4.6L | 48 | 730 | {1} | — | — | — |
| 2007-06 V6 3.8L | 79 | 800 | {1} | — | — | — |
| 2007-06 V8 4.6L | 79 | 800 | {1} | — | — | — |
| Park Avenue | | | | | | |
| 2005-03 V6 3.8L Supercharged | 34 | 770 | | — | 127-0826 | — |
| 2005-03 V6 3.8L ex. Supercharged | 34 | 690 | | — | 250-0486 | 127-0826 |

Passenger Cars

BUICK — CADILLAC



IMPORTANT NOTE: BATTERIES CAN EXPLODE! Always wear safety glasses AND shield eyes when working around batteries. Always check for proper polarity and sufficient terminal clearance BEFORE final installation to avoid dangerous sparks, potential explosion, possible severe personal injury and/or expensive electrical system and/or vehicle/equipment damage or fire.

| MAKE EQUIPMENT TYPE YEAR / MODEL | O.E. BCI NO. | CCA @ ° F | Notes | PREMIUM HIGH OUTPUT | GENERAL SERVICE | |
|---|--------------------|-----------------|-------|---------------------------|-----------------|----------|
| | | | | | (U.S. Only) | |
| BUICK (Continued) | | | | | | |
| Park Avenue (Continued) | | | | | | |
| 2002-98 V6 3.8L | | | | | | |
| Supercharged 78 | 770 | | | — | 127-0826 | — |
| 2002-98 V6 3.8L ex. | | | | | | |
| Supercharged 78 | 690 | | | — | 7X-6100 | 250-0486 |
| 1997-96 V6 3.8L | 78 | 690 | | — | 7X-6100 | 250-0486 |
| 1995-94 V6 3.8L | 78 | 600 | | — | 7X-6100 | 250-0486 |
| 1993-91 V6 3.8L | 75 | 630 | | — | 7X-6100 | — |
| 1993-91 V6 3.8L Heated windshield or Optional | 78 | 770 | | — | 127-0826 | — |
| Rainier | | | | | | |
| 2007-06 L6 4.2L | 78 | 600 | {11} | — | — | — |
| 2007-04 V8 5.3L | 78 | 600 | {11} | — | — | — |
| 2005-04 L6 4.2L | 78 | 600 | {11} | — | 7X-6100 | 250-0486 |
| Reatta | | | | | | |
| 1991-90 V6 3.8L | 78 | 770 | | — | 127-0826 | — |
| Regal | | | | | | |
| 2004-97 V6 3.8L | | | | | | |
| Supercharged 78 | 770 | | | — | — | — |
| 2004-97 V6 3.8L ex. | | | | | | |
| Supercharged 78 | 690 | | | — | 7X-6100 | — |
| 1996 V6 3.1L | 78 | 600 | | — | 7X-6100 | — |
| 1996 V6 3.8L | 78 | 690 | | — | 7X-6100 | — |
| 1995-94 V6 3.8L | 75 | 600 | | — | 7X-6100 | — |
| 1995-90 V6 3.1L | 75 | 525 | | — | 7X-6100 | — |
| 1993-90 V6 3.8L | 75 | 630 | | — | 7X-6100 | — |
| Rendezvous | | | | | | |
| 2007-06 V6 3.5L | 78 | 600 | | — | 7X-6100 | — |
| 2006 V6 3.6L | 34 | 600 | | — | — | — |
| 2005-04 V6 3.6L | 78 | 600 | | — | 7X-6100 | — |
| 2005-02 V6 3.4L | 78 | 600 | | — | 7X-6100 | — |
| Riviera | | | | | | |
| 1999-98 V6 3.8L | 79 | 840 | {1} | — | — | — |
| 1997-95 V6 3.8L | 76 | 970 | {144} | — | — | — |
| 1993-90 V6 3.8L | 78 | 770 | | — | 127-0826 | — |
| Roadmaster | | | | | | |
| 1996-95 V8 5.7L | 78 | 600 | | — | 7X-6100 | 250-0486 |
| 1994-92 V8 5.7L ex. | | | | | | |
| Wagon 75 | 525 | | | — | 7X-6100 | 250-0489 |
| 1994 V8 5.7L Wagon | 78 | 770 | | — | 127-0826 | — |
| 1993 V8 5.7L Wagon | 78 | 690 | | — | 7X-6100 | 250-0486 |
| 1991 V8 5.0L | 75 | 525 | | — | 7X-6100 | 250-0489 |
| Skylark | | | | | | |
| 1998-96 L4 2.4L | 75 | 600 | | — | 7X-6100 | — |
| 1998-94 V6 3.1L | 75 | 600 | | — | 7X-6100 | — |
| 1995-93 L4 2.3L | 75 | 600 | | — | 7X-6100 | — |
| 1993 V6 3.3L | 75 | 600 | | — | 7X-6100 | — |
| 1992-90 L4 2.3L | 75 | 630 | | — | 7X-6100 | — |
| 1992-90 V6 3.3L | 75 | 630 | | — | 7X-6100 | — |
| 1991-90 L4 2.5L | 75 | 630 | | — | 7X-6100 | — |
| Terraza | | | | | | |
| 2007-06 V6 3.9L | 34 | 600 | {43} | — | — | — |
| 2006-05 V6 3.5L | 34 | 600 | {43} | — | — | — |
| CADILLAC | | | | | | |
| 60 Special | | | | | | |
| 1993 V8 4.9L | 78 | 540 | | — | 7X-6100 | 250-0489 |

| MAKE EQUIPMENT TYPE YEAR / MODEL | O.E. BCI NO. | CCA @ ° F | Notes | PREMIUM HIGH OUTPUT | GENERAL SERVICE | |
|--|--------------------|-----------------|--------|---------------------------|-----------------|----------|
| | | | | | (U.S. Only) | |
| CADILLAC (Continued) | | | | | | |
| Allante | | | | | | |
| 1993 V8 4.6L | 78 | 770 | {1} | — | — | — |
| 1992-90 V8 4.5L | 78 | 770 | {1} | — | — | — |
| Brougham | | | | | | |
| 1992-90 V8 5.0L | 78 | 730 | | — | 127-0826 | — |
| 1992-90 V8 5.7L | 78 | 730 | | — | 127-0826 | — |
| CTS | | | | | | |
| 2010 V6 3.0L | 48 | 660 | {1} | — | 307-0751 | — |
| 2010 V6 3.6L | 48 | 660 | {1} | — | 307-0751 | — |
| 2010 V8 6.2L | 48 | 660 | {1} | — | 307-0751 | — |
| 2009-08 V6 3.6L | 48 | 730 | {1} | — | — | — |
| 2009 V8 6.2L | 48 | 730 | {1} | — | — | — |
| 2007-06 V8 6.0L | 101 | 540 | | — | — | — |
| 2007-05 V6 2.8L | 101 | 540 | | — | — | — |
| 2007-04 V6 3.6L | 101 | 540 | | — | — | — |
| 2005-04 V8 5.7L | 101 | 540 | | — | — | — |
| 2004-03 V6 3.2L | 101 | 540 | | — | — | — |
| Catera | | | | | | |
| 2001-97 V6 3.0L | 91 | 600 | {151} | — | — | — |
| Commercial Chassis | | | | | | |
| 1996-92 V8 5.7L | 78 | 770 | | — | 127-0826 | — |
| 1993-92 V8 4.9L | 78 | 540 | | — | 7X-6100 | 250-0489 |
| 1991 V8 4.9L | 78 | 770 | | — | 127-0826 | — |
| 1990 V8 4.5L | 78 | 770 | | — | 127-0826 | — |
| DTS | | | | | | |
| 2010-09 V8 4.6L | 94R | 720 | {1} | — | — | — |
| 2008 V8 4.6L | 48 | 730 | | — | — | — |
| 2007-06 V8 4.6L | 79 | 800 | {1} | — | — | — |
| Deville, Coupe DeVille, Sedan DeVille | | | | | | |
| 2005-00 V8 4.6L | 79 | 800 | {1,41} | — | — | — |
| 1999-98 V8 4.6L | 78 | 770 | | — | — | — |
| 1997-94 V8 4.6L | 78 | 770 | | — | 127-0826 | — |
| 1995-94 V8 4.9L | 78 | 770 | | — | 127-0826 | — |
| 1993-91 V8 4.9L | 78 | 540 | | — | 7X-6100 | 250-0489 |
| 1990 V8 4.5L | 78 | 540 | | — | 7X-6100 | 250-0489 |
| Eldorado (Includes Special) | | | | | | |
| 2002-93 V8 4.6L | 78 | 770 | | — | 127-0826 | — |
| 1993-91 V8 4.9L | 78 | 770 | | — | 127-0826 | — |
| 1990 V8 4.5L | 78 | 730 | | — | 127-0826 | — |
| Escalade | | | | | | |
| 2010-09 V8 6.0L | 48 | 615 | | — | 307-0751 | — |
| 2010 V8 6.0L | | | | | | |
| Optional | 48 | 770 | | — | — | — |
| 2010 V8 6.2L | 48 | 615 | | — | 307-0751 | — |
| 2010 V8 6.2L | | | | | | |
| Optional | 48 | 770 | | — | — | — |
| 2009 V8 6.0L | | | | | | |
| Optional | 48 | 730 | | — | — | — |
| 2009 V8 6.2L Optional, w/Flex Fuel | 48 | 730 | | — | — | — |
| 2009 V8 6.2L | | | | | | |
| w/Flex Fuel | 48 | 615 | | — | 307-0751 | — |
| 2008 V8 6.2L | 48 | 615 | | — | 307-0751 | — |
| 2007 V8 6.2L Early Model | 78 | 600 | | — | 7X-6100 | 250-0486 |
| 2007 V8 6.2L Late Model | 48 | 615 | | — | 307-0751 | — |

{1} Battery gasses need to be vented to outside.

{11} Battery is encased within an Active Cooling Box with an air snorkle to the outside of the engine compartment.

{15} Two batteries required. For best results, replace both. {32} Replacement battery is longer than OE. Hold-down and/or tray replacement may be necessary.

{41} Battery located under the rear seat. {43} Battery located under hood, under the fuse box.

{144} OE has replaced Gr. 76 with Gr. 79. {151} Mfr. Recommended replacement battery shown, may vary from OE battery.

Passenger Cars CADILLAC – CHEVROLET

IMPORTANT NOTE: BATTERIES CAN EXPLODE! Always wear safety glasses AND shield eyes when working around batteries. Always check for proper polarity and sufficient terminal clearance BEFORE final installation to avoid dangerous sparks, potential explosion, possible severe personal injury and/or expensive electrical system and/or vehicle/equipment damage or fire.

| MAKE EQUIPMENT TYPE YEAR / MODEL | O.E. BCI NO. | CCA @ ° F | Notes | PREMIUM HIGH OUTPUT | GENERAL SERVICE | |
|---|--------------------|-----------------|--------|---------------------------|-----------------|----------|
| | | | | | (U.S. Only) | |
| CADILLAC (Continued) | | | | | | |
| Escalade (Continued) | | | | | | |
| 2006-02 V8 6.0L | 78 | 600 | | — | 7X-6100 | 250-0486 |
| 2005-02 V8 5.3L | 78 | 600 | | — | 7X-6100 | 250-0486 |
| 2000-99 V8 5.7L | 78 | 600 | | — | 7X-6100 | 250-0486 |
| Fleetwood (Includes 75 & Special) | | | | | | |
| 1996-94 V8 5.7L Exc. RWD | 78 | 690 | | — | 7X-6100 | 50-0486 |
| 1993 V8 5.7L | 78 | 690 | | — | 7X-6100 | 250-0486 |
| 1993 V8 5.7L Heated windshield or Optional | 78 | 770 | | — | 127-0826 | — |
| 1992-91 V8 4.9L | 78 | 540 | | — | 7X-6100 | 250-0489 |
| 1992-91 V8 4.9L Heated windshield or Optional | 78 | 770 | | — | 127-0826 | — |
| 1990 V8 4.5L | 78 | 540 | | — | 7X-6100 | 250-0489 |
| 1990 V8 4.5L Heated windshield or Optional | 78 | 770 | | — | 127-0826 | — |
| SRX | | | | | | |
| 2010 V6 2.8L | 48 | 615 | | — | 307-0751 | — |
| 2010 V6 3.0L | 48 | 615 | | — | 307-0751 | — |
| 2009-08 V6 3.6L | 48 | 730 | | — | — | — |
| 2009-08 V8 4.6L | 48 | 730 | | — | — | — |
| 2007-04 V6 3.6L | 101 | 540 | | — | — | — |
| 2007-04 V8 4.6L | 101 | 540 | | — | — | — |
| STS | | | | | | |
| 2010 V6 3.6L | 48 | 660 | | — | 307-0751 | — |
| 2010 V8 4.6L | 48 | 660 | | — | 307-0751 | — |
| 2009-08 V6 3.6L | 48 | 730 | | — | — | — |
| 2009-08 V8 4.4L | 48 | 730 | | — | — | — |
| 2009-08 V8 4.6L | 48 | 730 | | — | — | — |
| 2007-06 V8 4.4L | 101 | 540 | | — | — | — |
| 2007-05 V6 3.6L | 101 | 540 | | — | — | — |
| 2007-05 V8 4.6L | 101 | 540 | | — | — | — |
| Seville | | | | | | |
| 2004-98 V8 4.6L | 79 | 800 | {1,41} | — | — | — |
| 1997-93 V8 4.6L | 78 | 770 | | — | 127-0826 | — |
| 1993-91 V8 4.9L | 78 | 770 | | — | 127-0826 | — |
| 1990 V8 4.5L | 78 | 730 | | — | 127-0826 | — |
| XLR | | | | | | |
| 2009-08 V8 4.4L | 85 | 590 | | — | — | — |
| 2009-08 V8 4.6L | 85 | 590 | | — | — | — |
| 2007-06 V8 4.4L | 90 | 590 | {1} | — | — | — |
| 2007-06 V8 4.6L | 90 | 590 | {1} | — | — | — |
| 2005-04 V8 4.6L | 86 | 590 | {1} | — | — | — |
| CHEVROLET | | | | | | |
| Astro Van | | | | | | |
| 2005-94 V6 4.3L SEO or Optional | 78 | 770 | | — | 127-0826 | — |
| 2005-94 V6 4.3L ex. SEO | 78 | 600 | | — | 7X-6100 | 250-0486 |
| 1993-91 V6 4.3L | 78 | 630 | | — | 7X-6100 | 250-0486 |
| 1990 L4 2.5L | 75 | 525 | | — | 7X-6100 | 250-0489 |
| 1990 V6 4.3L | 78 | 600 | | — | 7X-6100 | 250-0486 |
| Avalanche (Includes 1500, 2500) | | | | | | |
| 2010-09 V8 5.3L Optional | 48 | 730 | | — | — | — |
| 2010-08 V8 5.3L | 48 | 615 | | — | 307-0751 | — |
| 2009-08 V8 6.0L | 48 | 615 | | — | 307-0751 | — |
| 2009 V8 6.0L Optional | 48 | 730 | | — | — | — |

| MAKE EQUIPMENT TYPE YEAR / MODEL | O.E. BCI NO. | CCA @ ° F | Notes | PREMIUM HIGH OUTPUT | GENERAL SERVICE | |
|--|--------------------|-----------------|-------|---------------------------|-----------------|--------------|
| | | | | | (U.S. Only) | |
| CHEVROLET (Continued) | | | | | | |
| Avalanche (Includes 1500, 2500) (Continued) | | | | | | |
| 2007 V8 5.3L Early Model | 78 | 600 | | — | 7X-6100 | 250-0486 |
| 2007 V8 5.3L Late Model | 48 | 615 | | — | 307-0751 | — |
| 2007 V8 6.0L Early Model | 78 | 600 | | — | 7X-6100 | 250-0486 |
| 2007 V8 6.0L Late Model | 48 | 615 | | — | 307-0751 | — |
| 2006-02 V8 5.3L | 78 | 600 | | — | 7X-6100 | 250-0486 |
| 2006-02 V8 8.1L | 78 | 600 | | — | 7X-6100 | 250-0486 |
| 2005-02 V8 5.3L Optional | 78 | 770 | | — | 127-0826 | — |
| 2005-02 V8 8.1L Optional | 78 | 770 | | — | 127-0826 | — |
| Aveo, Aveo5 | | | | | | |
| 2010-04 L4 1.6L | 86 | 550 | | — | 8C-3600 | — |
| Beretta, Corsica | | | | | | |
| 1996-95 V6 3.1L | 75 | 600 | | — | 7X-6100 | — |
| 1996-92 L4 2.2L | 75 | 525 | | — | 7X-6100 | — |
| 1994-93 L4 2.3L | 75 | 600 | | — | 7X-6100 | — |
| 1994-90 V6 3.1L | 75 | 525 | | — | 7X-6100 | — |
| 1992-90 L4 2.3L | 75 | 630 | | — | 7X-6100 | — |
| 1991-90 L4 2.2L | 75 | 630 | | — | 7X-6100 | — |
| 1991-90 L4 2.2L w/AT | 75 | 630 | | — | 7X-6100 | — |
| 1991-90 L4 2.2L w/MT | 70 | 525 | | — | 7X-6100 | 250-0489(32) |
| Blazer | | | | | | |
| 2005-03 V6 4.3L | 75 | 525 | | — | 7X-6100 | 250-0489 |
| 2005-95 V6 4.3L Optional | 75 | 690 | | — | 7X-6100 | — |
| 2002 V6 4.3L | 75 | 690 | | — | 7X-6100 | — |
| 2001-95 V6 4.3L | 75 | 525 | | — | 7X-6100 | 250-0489 |
| 1994 V8 5.7L | 78 | 600 | | — | 7X-6100 | 250-0486 |
| 1994 V8 6.5L Diesel | 78 | 770 | {15} | — | 127-0826 | — |
| 1993-91 V8 5.7L | 78 | 630 | | — | 7X-6100 | 250-0486 |
| 1991-90 V8 6.2L Diesel | 78 | 540 | {15} | — | 7X-6100 | 250-0489 |
| 1990 V8 5.7L | 75 | 525 | | — | 7X-6100 | 250-0489 |
| 1990 V8 5.7L Optional | 78 | 630 | | — | 7X-6100 | 250-0486 |
| Blazer - S10, T10 | | | | | | |
| 1994-90 V6 4.3L | 75 | 525 | | — | 7X-6100 | 250-0489 |
| 1993-90 V6 4.3L Optional | 78 | 630 | | — | 7X-6100 | 250-0486 |
| 1990 V6 2.8L | 75 | 525 | | — | 7X-6100 | 250-0489 |
| 1990 V6 2.8L Optional | 78 | 630 | | — | 7X-6100 | 250-0486 |
| C & K Pickups | | | | | | |
| 2002-01 V8 8.1L | 78 | 690 | | — | 7X-6100 | 250-0486 |
| 2002-92 V8 6.5L Diesel | 78 | 690 | {15} | — | 7X-6100 | 250-0486 |
| 2000-94 V8 5.7L | 78 | 600 | | — | 7X-6100 | 250-0486 |
| 2000-90 V8 7.4L | 78 | 630 | | — | 7X-6100 | 250-0486 |
| 1999-94 V8 5.0L | 78 | 630 | | — | 7X-6100 | 250-0486 |
| 1998-94 V6 4.3L | 78 | 600 | | — | 7X-6100 | 250-0486 |
| 1997-96 V8 5.0L | 78 | 600 | | — | 7X-6100 | 250-0486 |
| 1993-92 V8 6.2L Diesel | 75 | 570 | {15} | — | 7X-6100 | 250-0489 |
| 1993-91 V6 4.3L Primary Battery | 78 | 630 | | — | 7X-6100 | 250-0486 |
| 1993-91 V6 4.3L Secondary Battery | 78 | 540 | | — | 7X-6100 | 250-0489 |
| 1993-91 V8 5.7L Auxiliary | 78 | 540 | | — | 7X-6100 | 250-0489 |

Passenger Cars

CHEVROLET



IMPORTANT NOTE: BATTERIES CAN EXPLODE! Always wear safety glasses AND shield eyes when working around batteries. Always check for proper polarity and sufficient terminal clearance BEFORE final installation to avoid dangerous sparks, potential explosion, possible severe personal injury and/or expensive electrical system and/or vehicle/equipment damage or fire.

| MAKE EQUIPMENT TYPE YEAR / MODEL | O.E. BCI NO. | CCA @ 0° F | Notes | PREMIUM HIGH OUTPUT | GENERAL SERVICE | |
|---|--------------------|------------------|-------|---------------------------|-----------------|----------|
| | | | | | (U.S. Only) | |
| CHEVROLET (Continued) | | | | | | |
| C & K Pickups (Continued) | | | | | | |
| 1993-91 V8 5.7L ex. Auxiliary | 78 | 600 | | — | 7X-6100 | 250-0486 |
| 1993-90 V8 5.0L | 78 | 540 | | — | 7X-6100 | 250-0489 |
| 1992 V8 7.4L ex. Auxiliary | 78 | 630 | | — | 7X-6100 | 250-0486 |
| 1991-90 V8 6.2L Diesel | 78 | 540 | {15} | — | 7X-6100 | 250-0489 |
| 1990 V6 4.3L | 75 | 525 | | — | 7X-6100 | 250-0489 |
| 1990 V8 5.7L | 78 | 630 | | — | 7X-6100 | 250-0486 |
| C & K Suburbans, Suburbans (1500-2500) | | | | | | |
| 2010-09 V8 5.3L Optional | 48 | 730 | | — | — | — |
| 2010-09 V8 6.0L Optional | 48 | 730 | | — | — | — |
| 2010-08 V8 5.3L | 48 | 615 | | — | 307-0751 | — |
| 2010-08 V8 6.0L | 48 | 615 | | — | 307-0751 | — |
| 2007 V8 5.3L Early Model | 78 | 600 | | — | 7X-6100 | 250-0486 |
| 2007 V8 5.3L Late Model | 48 | 615 | | — | 307-0751 | — |
| 2007 V8 6.0L Early Model | 78 | 600 | | — | 7X-6100 | 250-0486 |
| 2007 V8 6.0L Late Model | 48 | 615 | | — | 307-0751 | — |
| 2006-01 V8 8.1L | 78 | 600 | | — | 7X-6100 | 250-0486 |
| 2006-00 V8 5.3L | 78 | 600 | | — | 7X-6100 | 250-0486 |
| 2006-00 V8 6.0L | 78 | 600 | | — | 7X-6100 | 250-0486 |
| 1999-98 V8 6.5L Diesel | 78 | 770 | {15} | — | 127-0826 | — |
| 1999-94 V8 5.7L | 78 | 600 | | — | 7X-6100 | 250-0486 |
| 1999-92 V8 7.4L | 78 | 630 | | — | 7X-6100 | 250-0486 |
| 1997-94 V8 6.5L Diesel | 78 | 690 | {15} | — | 7X-6100 | 250-0486 |
| 1993-92 V8 5.7L Auxiliary | 78 | 540 | | — | 7X-6100 | 250-0489 |
| 1993-92 V8 5.7L ex. Auxiliary | 78 | 600 | | — | 7X-6100 | 250-0486 |
| Camaro | | | | | | |
| 2010 V6 3.6L | 94R | 720 | {1} | — | — | — |
| 2010 V8 6.2L | 94R | 720 | {1} | — | — | — |
| 2002-95 V6 3.8L | 75 | 690 | | — | 7X-6100 | — |
| 2002-93 V8 5.7L | 75 | 525 | | — | 7X-6100 | — |
| 1995-93 V6 3.4L | 75 | 525 | | — | 7X-6100 | 250-0489 |
| 1992-90 V6 3.1L | 75 | 525 | | — | 7X-6100 | 250-0489 |
| 1992-90 V8 5.0L | 75 | 525 | | — | 7X-6100 | 250-0489 |
| 1992-90 V8 5.7L | 75 | 630 | | — | 7X-6100 | — |
| Caprice | | | | | | |
| 1996-95 V8 4.3L | 78 | 600 | | — | 7X-6100 | 250-0486 |
| 1996-95 V8 5.7L Optional, SEO | 78 | 770 | | — | 127-0826 | — |
| 1996-95 V8 5.7L Primary Battery | 78 | 600 | | — | — | — |
| 1994 V8 4.3L | 75 | 525 | | — | 7X-6100 | 250-0489 |
| 1994 V8 5.7L | 78 | 770 | | — | 127-0826 | — |
| 1993-92 V6 4.3L | 78 | 730 | | — | 127-0826 | — |
| 1993-90 V8 5.0L | 75 | 525 | | — | 7X-6100 | 250-0489 |
| 1993-90 V8 5.7L | 78 | 730 | | — | 127-0826 | — |

| MAKE EQUIPMENT TYPE YEAR / MODEL | O.E. BCI NO. | CCA @ 0° F | Notes | PREMIUM HIGH OUTPUT | GENERAL SERVICE | |
|--|--------------------|------------------|---------|---------------------------|-----------------|----------|
| | | | | | (U.S. Only) | |
| CHEVROLET (Continued) | | | | | | |
| Caprice (Continued) | | | | | | |
| 1990 V6 4.3L | 75 | 630 | | — | 7X-6100 | — |
| Cavalier | | | | | | |
| 2005-92 L4 2.2L | 75 | 525 | | — | 7X-6100 | — |
| 2002-96 L4 2.4L | 75 | 600 | | — | 7X-6100 | — |
| 1995 L4 2.3L | 75 | 600 | | — | 7X-6100 | — |
| 1994-92 V6 3.1L | 75 | 525 | | — | 7X-6100 | — |
| 1991-90 L4 2.2L | 75 | 630 | | — | 7X-6100 | — |
| 1991-90 V6 3.1L | 75 | 630 | | — | 7X-6100 | — |
| Celebrity | | | | | | |
| 1990 L4 2.5L | 75 | 630 | | — | 7X-6100 | — |
| 1990 V6 3.1L | 75 | 630 | | — | 7X-6100 | — |
| Classic | | | | | | |
| 2005-04 L4 2.2L | 75 | 525 | | — | 7X-6100 | — |
| Cobalt | | | | | | |
| 2010-09 L4 2.0L | 90 | 590 | {1} | — | — | — |
| 2010-08 L4 2.2L | 90 | 590 | {1} | — | — | — |
| 2008-05 L4 2.0L | 90 | 600 | {1} | — | — | — |
| 2008 L4 2.4L | 90 | 590 | {1} | — | — | — |
| 2007-06 L4 2.4L | 90 | 600 | {1} | — | — | — |
| 2007-05 L4 2.2L | 90 | 600 | {1} | — | — | — |
| Colorado | | | | | | |
| 2010-09 V8 5.3L | 86 | 590 | {11} | — | — | — |
| 2010-08 L4 2.9L | 86 | 590 | {11} | — | — | — |
| 2010-07 L5 3.7L | 86 | 590 | {11} | — | — | — |
| 2007 L4 2.9L | 86 | 640 | {11} | — | — | — |
| 2006-04 L4 2.8L | 86 | 640 | {11} | — | — | — |
| 2006-04 L5 3.5L | 86 | 590 | {11} | — | — | — |
| Commercial Chassis | | | | | | |
| 1994-91 V8 5.7L | 78 | 770 | | — | 127-0826 | — |
| 1992-91 V8 5.0L | 75 | 525 | | — | 7X-6100 | 250-0489 |
| 1992 V6 4.3L | 78 | 730 | | — | 127-0826 | — |
| Corvette | | | | | | |
| 2010-09 V8 7.0L | 90 | 590 | {1} | — | — | — |
| 2010 V8 6.2L Exc Z52 | 85 | 590 | {1} | — | — | — |
| 2010 V8 6.2L Z52 | 90 | 590 | {1} | — | — | — |
| 2009 V8 6.2L Exc. Z06 | 85 | 590 | {1} | — | — | — |
| 2008-07 V8 7.0L | 90 | 600 | {1} | — | — | — |
| 2008 V8 6.2L | 85 | 590 | {1} | — | — | — |
| 2007 V8 6.0L | 90 | 600 | {1} | — | — | — |
| 2006 V8 6.0L | 90 | 590 | {1} | — | — | — |
| 2006 V8 7.0L | 90 | 590 | {1} | — | — | — |
| 2005 V8 6.0L | 86 | 590 | | — | — | — |
| 2004 V8 5.7L | 86 | 640 | {6,151} | — | — | — |
| 2003 V8 5.7L | 75 | 600 | {211} | — | — | — |
| 2002 V8 5.7L | 75 | 525 | {211} | — | — | — |
| 2001 V8 5.7L | 75 | 500 | {211} | — | — | — |
| 2000-97 V8 5.7L | 78 | 600 | | — | 7X-6100 | — |
| 1996 V8 5.7L Exc. LT1 | 75 | 690 | | — | 7X-6100 | — |
| 1996 V8 5.7L LT1 | 75 | 525 | | — | 7X-6100 | — |
| 1995-94 V8 5.7L | 75 | 690 | | — | 7X-6100 | — |
| 1993 V8 5.7L | 75 | 690 | {6} | — | 7X-6100 | — |
| 1992-90 V8 5.7L | 75 | 690 | | — | 7X-6100 | — |

- {1} Battery gasses need to be vented to outside. {6} Installation may take over 30 mins. {7} Difficult battery installation. May take 45 minutes or more.
 {11} Battery is encased within an Active Cooling Box with an air snorkle to the outside of the engine compartment.
 {15} Two batteries required. For best results, replace both. {27} Check OE CCA requirements. Replacement CCA may not be sufficient.
 {32} Replacement battery is longer than OE. Hold-down and/or tray replacement may be necessary.
 {42} Battery located under hood, under the washer bottle. {43} Battery located under hood, under the fuse box.
 {151} Mfr. Recommended replacement battery shown, may vary from OE battery. {211} Sealed Valve-Regulated Battery OE. At customer's direction, a flooded battery may be substituted. (May cause charging system to perform below specifications.)

Passenger Cars CHEVROLET

IMPORTANT NOTE: BATTERIES CAN EXPLODE! Always wear safety glasses AND shield eyes when working around batteries. Always check for proper polarity and sufficient terminal clearance BEFORE final installation to avoid dangerous sparks, potential explosion, possible severe personal injury and/or expensive electrical system and/or vehicle/equipment damage or fire.

| MAKE EQUIPMENT TYPE YEAR / MODEL | O.E. BCI NO. | CCA @ ° F | Notes | PREMIUM HIGH OUTPUT | GENERAL SERVICE | |
|---|--------------------|-----------------|-------|---------------------------|-----------------|----------|
| | | | | | (U.S. Only) | |
| CHEVROLET (Continued) | | | | | | |
| Epica | | | | | | |
| 2006-04 L6 2.5L Canada | 34 | 600 | | — | — | — |
| Equinox | | | | | | |
| 2010 L4 2.4L | 47 | 525 | | — | — | — |
| 2010 V6 3.0L | 48 | 615 | | — | 307-0751 | — |
| 2009-08 V6 3.6L | 47 | 650 | {27} | — | — | — |
| 2009-07 V6 3.4L | 47 | 650 | {27} | — | — | — |
| 2006-05 V6 3.4L | 75 | 600 | | — | 7X-6100 | — |
| Express Van (Includes 1500, 2500, 3500) | | | | | | |
| 2010-07 V8 6.6L Diesel | 78 | 770 | {15} | — | 127-0826 | — |
| 2010 V6 4.3L | 78 | 675 | | — | 7X-6100 | 250-0486 |
| 2010 V8 4.8L | 78 | 675 | | — | 7X-6100 | 250-0486 |
| 2010 V8 5.3L | 78 | 675 | | — | 7X-6100 | 250-0486 |
| 2010 V8 6.0L | 78 | 675 | | — | 7X-6100 | 250-0486 |
| 2009-06 V6 4.3L | 78 | 600 | | — | 7X-6100 | 250-0486 |
| 2009-06 V8 5.3L | 78 | 600 | | — | 7X-6100 | 250-0486 |
| 2009-06 V8 6.0L | 78 | 600 | | — | 7X-6100 | 250-0486 |
| 2009-05 V8 4.8L | 78 | 600 | | — | 7X-6100 | 250-0486 |
| 2006 V8 6.6L Diesel | 79 | 800 | {15} | — | — | — |
| 2005-03 V6 4.3L Optional | 79 | 800 | | — | — | — |
| 2005-03 V6 4.3L ex. Supercharged | 78 | 600 | | — | 7X-6100 | 250-0486 |
| 2005-03 V8 4.8L Optional | 79 | 800 | | — | — | — |
| 2005-03 V8 4.8L ex. Supercharged | 78 | 600 | | — | 7X-6100 | 250-0486 |
| 2005-03 V8 5.3L Optional | 79 | 800 | | — | — | — |
| 2005-03 V8 5.3L ex. Supercharged | 78 | 600 | | — | 7X-6100 | 250-0486 |
| 2005-03 V8 6.0L Optional | 79 | 800 | | — | — | — |
| 2005-03 V8 6.0L ex. Supercharged | 78 | 600 | | — | 7X-6100 | 250-0486 |
| 2002-01 V8 8.1L | 78 | 600 | | — | 7X-6100 | 250-0486 |
| 2002-96 V6 4.3L | 78 | 600 | | — | 7X-6100 | 250-0486 |
| 2002-96 V8 5.0L | 78 | 600 | | — | 7X-6100 | 250-0486 |
| 2002-96 V8 5.7L | 78 | 600 | | — | 7X-6100 | 250-0486 |
| 2002-96 V8 6.5L Diesel | 78 | 600 | {15} | — | 7X-6100 | 250-0486 |
| 2000-96 V8 7.4L | 78 | 600 | | — | 7X-6100 | 250-0486 |
| G Series Van (Includes 1500, 2500, 3500) | | | | | | |
| 1996-94 V8 6.5L Diesel | 78 | 630 | {15} | — | 7X-6100 | 250-0486 |
| 1996-90 V6 4.3L | 78 | 600 | | — | 7X-6100 | 250-0486 |
| 1996-90 V8 5.7L | 78 | 600 | | — | 7X-6100 | 250-0486 |
| 1996-90 V8 7.4L | 78 | 630 | | — | 7X-6100 | 250-0486 |
| 1995-90 V8 5.0L | 78 | 600 | | — | 7X-6100 | 250-0486 |
| 1993-92 V8 6.2L Diesel | 78 | 540 | {15} | — | 7X-6100 | 250-0489 |
| 1991 V8 6.2L Diesel | 75 | 570 | {15} | — | 7X-6100 | 250-0489 |
| 1990 V8 6.2L Diesel | 78 | 540 | {15} | — | 7X-6100 | 250-0489 |
| HHR | | | | | | |
| 2010-08 L4 2.0L | 90 | 600 | {1} | — | — | — |
| 2010-06 L4 2.2L | 90 | 600 | {1} | — | — | — |
| 2010-06 L4 2.4L | 90 | 600 | {1} | — | — | — |
| Impala | | | | | | |
| 2010-08 V6 3.5L | 34 | 600 | | — | — | — |
| 2010 V6 3.9L Exc Police | 34 | 600 | | — | — | — |

| MAKE EQUIPMENT TYPE YEAR / MODEL | O.E. BCI NO. | CCA @ ° F | Notes | PREMIUM HIGH OUTPUT | GENERAL SERVICE | |
|--|--------------------|-----------------|--------|---------------------------|-----------------|--------------|
| | | | | | (U.S. Only) | |
| CHEVROLET (Continued) | | | | | | |
| Impala (Continued) | | | | | | |
| 2010 V6 3.9L Police Pkg. | 34 | 720 | | — | — | — |
| 2009-08 V8 5.3L | 85 | 590 | | — | — | — |
| 2009 V6 3.9L | 34 | 600 | | — | — | — |
| 2008 V6 3.9L | 34 | 720 | | — | — | — |
| 2007-06 V6 3.5L | 34 | 690 | | — | — | — |
| 2007-06 V6 3.9L | 34 | 750 | | — | — | — |
| 2007-06 V8 5.3L | 85 | 625 | | — | — | — |
| 2005-01 V6 3.4L | 78 | 600 | {6} | — | 7X-6100 | — |
| 2005 V6 3.8L | 78 | 690 | {6} | — | 7X-6100 | — |
| 2004-00 V6 3.8L | 78 | 600 | {6} | — | 7X-6100 | — |
| 2000 V6 3.4L Optional | 78 | 600 | {6} | — | 7X-6100 | — |
| 1996-95 V8 5.7L | 78 | 600 | {6} | — | 7X-6100 | 250-0486 |
| 1994 V8 5.7L | 78 | 770 | {6} | — | 127-0826 | — |
| LLV (U.S.P.S Model) | | | | | | |
| 1995-94 L4 2.2L | 78 | 700 | | — | — | — |
| 1993-90 L4 2.5L | 75 | 700 | | — | 7X-6100 | — |
| Lumina | | | | | | |
| 2001-96 V6 3.1L | 78 | 600 | {42} | — | 7X-6100 | — |
| 1999-98 V6 3.8L | 78 | 690 | {42} | — | 7X-6100 | — |
| 1997-96 V6 3.4L | 78 | 690 | {42} | — | 7X-6100 | — |
| 1995-91 V6 3.4L | 75 | 690 | {42} | — | 7X-6100 | — |
| 1995-90 V6 3.1L | 75 | 525 | {42} | — | 7X-6100 | — |
| 1993 L4 2.2L | 75 | 525 | | — | 7X-6100 | — |
| 1992-90 L4 2.5L | 75 | 630 | | — | 7X-6100 | — |
| Lumina APV | | | | | | |
| 1996 V6 3.4L | 75 | 525 | {43} | — | 7X-6100 | — |
| 1995-92 V6 3.8L | 75 | 630 | {43} | — | 7X-6100 | — |
| 1995-90 V6 3.1L | 75 | 525 | {43} | — | 7X-6100 | — |
| Malibu | | | | | | |
| 2010-08 L4 2.4L | 90 | 590 | | — | — | — |
| 2010-08 V6 3.5L | 90 | 590 | | — | — | — |
| 2010-08 V6 3.6L | 90 | 590 | | — | — | — |
| 2008 L4 2.2L | 90 | 590 | | — | — | — |
| 2007-04 L4 2.2L | 75 | 525 | | — | 7X-6100 | — |
| 2007 V6 3.5L | 75 | 690 | | — | 7X-6100 | — |
| 2007 V6 3.9L | 75 | 690 | | — | 7X-6100 | — |
| 2006-04 V6 3.5L | 75 | 525 | | — | 7X-6100 | — |
| 2006 V6 3.9L | 75 | 590 | | — | 7X-6100 | — |
| 2003-97 V6 3.1L | 75 | 600 | | — | 7X-6100 | — |
| 1999-97 L4 2.4L | 75 | 600 | | — | 7X-6100 | — |
| Metro | | | | | | |
| 2001-98 L4 1.3L | 26R | 390 | | — | 250-0489{32} | — |
| 2000-98 L3 1.0L | 26R | 390 | | — | 250-0489{32} | — |
| 1992 L4 1.3L | 26 | 420 | | — | 8C-3600 | 250-0489{32} |
| Monte Carlo | | | | | | |
| 2007-06 V8 5.3L | 85 | 625 | | — | — | — |
| 2007 V6 3.5L | 34 | 690 | | — | — | — |
| 2006 V6 3.5L | 34 | 600 | | — | — | — |
| 2006 V6 3.9L | 34 | 750 | | — | — | — |
| 2005-04 V6 3.8L Supercharged | 78 | 770 | {7,42} | — | — | — |
| 2005-04 V6 3.8L ex. Supercharged | 78 | 690 | {7,42} | — | 7X-6100 | — |
| 2005-00 V6 3.4L | 78 | 600 | {7,42} | — | 7X-6100 | — |
| 2003-98 V6 3.8L | 78 | 600 | {42} | — | 7X-6100 | — |
| 1999-96 V6 3.1L | 78 | 600 | {42} | — | 7X-6100 | — |
| 1997-96 V6 3.4L | 78 | 600 | {7,42} | — | 7X-6100 | — |
| 1995 V6 3.1L | 75 | 690 | {42} | — | 7X-6100 | — |
| 1995 V6 3.4L | 75 | 690 | {7,42} | — | 7X-6100 | — |

Passenger Cars

CHEVROLET



IMPORTANT NOTE: BATTERIES CAN EXPLODE! Always wear safety glasses AND shield eyes when working around batteries. Always check for proper polarity and sufficient terminal clearance BEFORE final installation to avoid dangerous sparks, potential explosion, possible severe personal injury and/or expensive electrical system and/or vehicle/equipment damage or fire.

| MAKE EQUIPMENT TYPE YEAR / MODEL | O.E. BCI NO. | CCA @ 0° F | Notes | PREMIUM HIGH OUTPUT | GENERAL SERVICE | | MAKE EQUIPMENT TYPE YEAR / MODEL | O.E. BCI NO. | CCA @ 0° F | Notes | PREMIUM HIGH OUTPUT | GENERAL SERVICE | |
|---|--------------------|------------------|-------|---------------------------|-----------------|----------|---|--------------------|------------------|-------|---------------------------|-----------------|----------|
| | | | | | (U.S. Only) | | | | | | | (U.S. Only) | |
| CHEVROLET (Continued) | | | | | | | CHEVROLET (Continued) | | | | | | |
| Optra | | | | | | | Silverado Pickup (Includes 1500, 2500, 3500) (Continued) | | | | | | |
| 2007-04 L4 2.0L Canada | 86 | 640 | | — | — | — | 2010-09 V8 6.0L Optional | 48 | 730 | | — | — | — |
| P Series Step Van | | | | | | | 2010-09 V8 6.2L | 48 | 615 | | — | 307-0751 | — |
| 1999-94 V8 6.5L Diesel | 78 | 600 | {15} | — | 7X-6100 | 250-0486 | 2010-09 V8 6.2L Optional | 48 | 730 | | — | — | — |
| 1999-90 V6 4.3L | 78 | 600 | | — | 7X-6100 | 250-0486 | 2010-08 V6 4.3L | 48 | 615 | | — | 307-0751 | — |
| 1999-90 V8 5.7L | 78 | 600 | | — | 7X-6100 | 250-0486 | 2010-08 V8 4.8L | 48 | 615 | | — | 307-0751 | — |
| 1999-90 V8 7.4L | 78 | 600 | | — | 7X-6100 | 250-0486 | 2010-08 V8 5.3L | 48 | 615 | | — | 307-0751 | — |
| 1993-90 V8 6.2L Diesel | 78 | 600 | {15} | — | 7X-6100 | 250-0486 | 2010-08 V8 6.0L | 48 | 615 | | — | 307-0751 | — |
| 1991-90 L4 3.9L | 75 | 425 | | — | 7X-6100 | 250-0489 | 2010-08 V8 6.6L Diesel | 48 | 730 | {15} | — | — | — |
| 1991-90 L4 3.9L Optional | 78 | 630 | | — | 7X-6100 | 250-0486 | 2007 V6 4.3L Early Model | 78 | 600 | | — | 7X-6100 | 250-0486 |
| Prizm | | | | | | | 2007 V6 4.3L Late Model | 48 | 615 | | — | 307-0751 | — |
| 2002-98 L4 1.8L | 35 | 310 | | — | 3T-5859 | 250-0489 | 2007 V8 4.8L Early Model | 78 | 600 | | — | 7X-6100 | 250-0486 |
| R & V Pickups & Suburbans | | | | | | | 2007 V8 4.8L Late Model | 48 | 615 | | — | 307-0751 | — |
| 1991-90 V8 5.7L Optional | 78 | 630 | | — | 7X-6100 | 250-0486 | 2007 V8 5.3L Early Model | 78 | 600 | | — | 7X-6100 | 250-0486 |
| 1991-90 V8 6.2L Diesel | 78 | 630 | {15} | — | 7X-6100 | 250-0486 | 2007 V8 5.3L Late Model | 48 | 615 | | — | 307-0751 | — |
| 1991-90 V8 7.4L | 78 | 630 | | — | 7X-6100 | 250-0486 | 2007 V8 6.0L Early Model | 78 | 600 | | — | 7X-6100 | 250-0486 |
| 1991 V8 5.7L Auxiliary | 78 | 540 | | — | 7X-6100 | 250-0489 | 2007 V8 6.0L Late Model | 48 | 615 | | — | 307-0751 | — |
| 1991 V8 5.7L Primary Battery | 78 | 630 | | — | 7X-6100 | 250-0486 | 2007 V8 6.6L Diesel, Early Model | 78 | 770 | {15} | — | 127-0826 | — |
| 1991 V8 5.7L ex. Auxiliary | 75 | 525 | | — | 7X-6100 | 250-0489 | 2007 V8 6.6L Diesel, Late Model | 48 | 615 | {15} | — | 307-0751 | — |
| 1991 V8 7.4L Primary Battery | 78 | 630 | | — | 7X-6100 | 250-0486 | 2007 V8 8.1L Early Model | 78 | 600 | | — | 7X-6100 | 250-0486 |
| 1991 V8 7.4L Secondary Battery | 78 | 540 | | — | 7X-6100 | 250-0489 | 2007 V8 8.1L Late Model | 48 | 615 | | — | 307-0751 | — |
| 1990 V8 5.7L | 75 | 525 | | — | 7X-6100 | 250-0489 | 2006-01 V8 6.6L Diesel | 78 | 770 | {15} | — | 127-0826 | — |
| S10 - Pickup | | | | | | | 2006-01 V8 8.1L | 78 | 600 | | — | 7X-6100 | 250-0486 |
| 2004-03 V6 4.3L | 75 | 525 | | — | 7X-6100 | 250-0489 | 2006-99 V6 4.3L | 78 | 600 | | — | 7X-6100 | 250-0486 |
| 2004-03 V6 4.3L Optional | 75 | 690 | | — | 7X-6100 | — | 2006-99 V8 4.8L | 78 | 600 | | — | 7X-6100 | 250-0486 |
| 2003-94 L4 2.2L | 75 | 525 | | — | 7X-6100 | 250-0489 | 2006-99 V8 5.3L | 78 | 600 | | — | 7X-6100 | 250-0486 |
| 2002 V6 4.3L | 75 | 690 | | — | 7X-6100 | — | 2006-99 V8 6.0L | 78 | 600 | | — | 7X-6100 | 250-0486 |
| 2001-90 V6 4.3L | 75 | 525 | | — | 7X-6100 | 250-0489 | 2006 V8 6.6L Diesel | 79 | 770 | {15} | — | — | — |
| 2000-97 Electric | 75 | 525 | | — | 7X-6100 | 250-0489 | 2005-01 V8 8.1L Optional | 78 | 770 | | — | 127-0826 | — |
| 1993-90 L4 2.5L | 75 | 525 | | — | 7X-6100 | 250-0489 | 2005-99 V6 4.3L Optional | 78 | 770 | | — | 127-0826 | — |
| 1993-90 L4 2.5L Optional | 78 | 630 | | — | 7X-6100 | 250-0486 | 2005-99 V8 4.8L Optional | 78 | 770 | | — | 127-0826 | — |
| 1993-90 V6 2.8L | 75 | 525 | | — | 7X-6100 | 250-0489 | 2005-99 V8 5.3L Optional | 78 | 770 | | — | 127-0826 | — |
| SSR (Super Sport Roadster) | | | | | | | 2005-99 V8 6.0L Optional | 78 | 770 | | — | 127-0826 | — |
| 2006-05 V8 6.0L | 78 | 600 | | — | 7X-6100 | 250-0486 | 2005-99 V8 8.1L | 78 | 770 | | — | 127-0826 | — |
| 2005 V8 6.0L Optional | 78 | 770 | | — | 127-0826 | — | Sprint | | | | | | |
| 2004-03 V8 5.3L | 78 | 600 | | — | 7X-6100 | 250-0486 | 1991-90 L3 1.0L | 45 | 400 | | — | 250-0488{26} | — |
| 2004 V8 5.3L Optional | 78 | 770 | | — | 127-0826 | — | | | | | | | |
| Silverado Pickup (Includes 1500, 2500, 3500) | | | | | | | | | | | | | |
| 2010-09 V6 4.3L Optional | 48 | 730 | | — | — | — | | | | | | | |
| 2010-09 V8 4.8L Optional | 48 | 730 | | — | — | — | | | | | | | |
| 2010-09 V8 5.3L Optional | 48 | 730 | | — | — | — | | | | | | | |

- {1} Battery gasses need to be vented to outside. {7} Difficult battery installation. May take 45 minutes or more.
- {11} Battery is encased within an Active Cooling Box with an air snorkle to the outside of the engine compartment.
- {15} Two batteries required. For best results, replace both. {17} Watch polarity and clearance! Vehicle could have reverse terminal battery.
- {26} Replacement battery is wider than OE. Hold-down and/or tray replacement may be necessary.
- {32} Replacement battery is longer than OE. Hold-down and/or tray replacement may be necessary.
- {40} Battery located in wheelwell - Remove front tire to access the battery. {43} Battery located under hood, under the fuse box.
- {45} Battery located under hood, under the air filter.

Auto & LTV

Passenger Cars

CHEVROLET – CHRYSLER

IMPORTANT NOTE: BATTERIES CAN EXPLODE! Always wear safety glasses AND shield eyes when working around batteries. Always check for proper polarity and sufficient terminal clearance BEFORE final installation to avoid dangerous sparks, potential explosion, possible severe personal injury and/or expensive electrical system and/or vehicle/equipment damage or fire.

| MAKE EQUIPMENT TYPE YEAR / MODEL | O.E. BCI NO. | CCA @ ° F | Notes | PREMIUM HIGH OUTPUT | GENERAL SERVICE | |
|--|--------------------|-----------------|-------|---------------------------|-----------------|--------------|
| | | | | | (U.S. Only) | |
| CHEVROLET (Continued) | | | | | | |
| Tahoe | | | | | | |
| 2010-09 V8 5.3L Optional | 48 | 730 | | — | — | — |
| 2010-09 V8 6.0L Hybrid, Optional | 48 | 730 | | — | — | — |
| 2010-08 V8 5.3L | 48 | 615 | | — | 307-0751 | — |
| 2010-08 V8 6.0L Hybrid | 48 | 615 | | — | 307-0751 | — |
| 2009 V8 4.8L | 48 | 615 | | — | 307-0751 | — |
| 2009 V8 4.8L Optional | 48 | 730 | | — | — | — |
| 2009 V8 6.2L | 48 | 615 | | — | 307-0751 | — |
| 2009 V8 6.2L Optional | 48 | 730 | | — | — | — |
| 2008 V8 4.8L | 48 | 700 | | — | 307-0751 | — |
| 2007 V8 4.8L Early Model | 78 | 600 | | — | 7X-6100 | 250-0486 |
| 2007 V8 4.8L Late Model | 48 | 615 | | — | 307-0751 | — |
| 2007 V8 5.3L Early Model | 78 | 600 | | — | 7X-6100 | 250-0486 |
| 2007 V8 5.3L Late Model | 48 | 615 | | — | 307-0751 | — |
| 2006-00 V8 4.8L | 78 | 600 | | — | 7X-6100 | 250-0486 |
| 2006-00 V8 5.3L | 78 | 600 | | — | 7X-6100 | 250-0486 |
| 2000-95 V8 5.7L | 78 | 600 | | — | 7X-6100 | 250-0486 |
| 1999 V8 6.5L Diesel | 78 | 690 | {15} | — | 7X-6100 | 250-0486 |
| 1998-95 V8 6.5L Diesel | 78 | 770 | {15} | — | 127-0826 | — |
| Tracker | | | | | | |
| 2004-01 V6 2.5L | 85 | 600 | | — | — | — |
| 2003 L4 2.0L | 85 | 600 | | — | — | — |
| 2002-01 L4 1.6L | 85 | 600 | | — | — | — |
| 2002-99 L4 2.0L | 85 | 550 | | — | — | — |
| 2000-99 L4 1.6L | 85 | 550 | | — | — | — |
| 1998 L4 1.6L | 26R | 500 | {17} | — | 250-0489{32} | — |
| 1991-90 L4 1.6L Canada | 26 | 525 | | — | 8C-3600 | 250-0489{32} |
| TrailBlazer | | | | | | |
| 2009-06 V8 6.0L | 78 | 600 | {11} | — | — | — |
| 2009-02 L6 4.2L | 78 | 600 | {11} | — | — | — |
| 2008-03 V8 5.3L | 78 | 600 | {11} | — | — | — |
| Traverse | | | | | | |
| 2010 V6 3.6L | 48 | 660 | {1} | — | 307-0751 | — |
| 2009 V6 3.6L | 48 | 730 | {1} | — | — | — |
| Uplander | | | | | | |
| 2009-06 V6 3.9L | 34 | 600 | {43} | — | — | — |
| 2006-05 V6 3.5L | 34 | 600 | {43} | — | — | — |
| Venture | | | | | | |
| 2005-97 V6 3.4L | 78 | 600 | {43} | — | 7X-6100 | 250-0486 |
| CHRYSLER | | | | | | |
| 300 Series (Except 300C, 300M) | | | | | | |
| 2010-05 V6 2.7L | 94R | 730 | {1} | — | — | — |
| 2010-05 V6 3.5L | 94R | 730 | {1} | — | — | — |
| 2010-05 V8 5.7L | 94R | 730 | {1} | — | — | — |
| 2010-05 V8 6.1L | 94R | 730 | {1} | — | — | — |
| Aspen | | | | | | |
| 2009-07 V8 4.7L | 65 | 750 | | 230-6368 | — | — |
| 2009-07 V8 5.7L | 65 | 750 | | 230-6368 | — | — |
| Cirrus | | | | | | |
| 2000-95 V6 2.5L | 75 | 510 | {40} | — | 7X-6100 | — |
| 2000 L4 2.0L | 75 | 510 | {40} | — | 7X-6100 | — |
| 2000 L4 2.4L | 75 | 510 | {40} | — | 7X-6100 | — |
| 1997-95 L4 2.4L | 75 | 510 | {40} | — | 7X-6100 | — |

| MAKE EQUIPMENT TYPE YEAR / MODEL | O.E. BCI NO. | CCA @ ° F | Notes | PREMIUM HIGH OUTPUT | GENERAL SERVICE | |
|---|--------------------|-----------------|--------|---------------------------|-----------------|----------|
| | | | | | (U.S. Only) | |
| CHRYSLER (Continued) | | | | | | |
| Concorde, Intrepid, LHS, 300M | | | | | | |
| 2004-03 V6 2.7L | 34 | 600 | {7,40} | — | 250-0486 | 127-0826 |
| 2004-00 V6 3.5L | 34 | 600 | | — | 250-0486 | 127-0826 |
| 2004-99 V6 3.5L | 34 | 600 | {40} | — | 250-0486 | 127-0826 |
| 2004-98 V6 2.7L | 34 | 500 | {40} | — | 8C-3600 | 250-0489 |
| 2003-98 V6 2.7L | 34 | 500 | {7,40} | — | 8C-3600 | 250-0489 |
| 2001-99 V6 3.5L | 34 | 600 | {7,40} | — | 250-0486 | 127-0826 |
| 2001-98 V6 3.2L | 34 | 600 | | — | 250-0486 | 127-0826 |
| 1997-95 V6 3.3L | 34 | 600 | | — | 250-0486 | 127-0826 |
| 1997-95 V6 3.5L | 34 | 600 | | — | 250-0486 | 127-0826 |
| 1994-93 V6 3.3L | 34 | 500 | | — | 8C-3600 | 250-0489 |
| 1994-93 V6 3.5L | 34 | 500 | | — | 8C-3600 | 250-0489 |
| Crossfire | | | | | | |
| 2008-05 V6 3.2L | 48 | 700 | | — | 307-0751 | — |
| 2004 V6 3.2L | 48 | 580 | | — | 307-0751 | — |
| Daytona | | | | | | |
| 1993-92 L4 2.2L | 34 | 600 | | — | 250-0486 | 127-0826 |
| 1993-92 L4 2.5L | 34 | 600 | | — | 250-0486 | 127-0826 |
| 1993-90 V6 3.0L | 34 | 500 | | — | 8C-3600 | 250-0489 |
| 1991 L4 2.5L Exc. Turbo | 34 | 625 | | — | — | — |
| 1991 L4 2.5L Turbo | 34 | 500 | | — | 8C-3600 | 250-0489 |
| 1991 L4 2.5L Turbo | 34 | 500 | | — | 8C-3600 | — |
| 1991 L4 2.5L Exc. Turbo | 34 | 625 | | — | 250-0486 | 127-0826 |
| 1990 L4 2.2L | 34 | 500 | | — | 8C-3600 | 250-0489 |
| 1990 L4 2.5L | 34 | 500 | | — | 8C-3600 | 250-0489 |
| Dynasty | | | | | | |
| 1993-92 L4 2.5L | 34 | 600 | | — | 250-0486 | 127-0826 |
| 1993-90 V6 3.3L | 34 | 500 | | — | 8C-3600 | 250-0489 |
| 1991 L4 2.5L | 34 | 625 | | — | 250-0486 | 127-0826 |
| 1990 L4 2.5L | 34 | 500 | | — | 8C-3600 | 250-0489 |
| 1990 V6 3.0L | 34 | 500 | | — | 8C-3600 | 250-0489 |
| Imperial (Includes Crown, Custom, LeBaron) | | | | | | |
| 1993-91 V6 3.8L | 34 | 500 | | — | 8C-3600 | 250-0489 |
| 1991-90 V6 3.3L | 34 | 500 | | — | 8C-3600 | 250-0489 |
| LeBaron | | | | | | |
| 1995-92 V6 3.0L | 34 | 500 | | — | 8C-3600 | 250-0489 |
| 1993-92 L4 2.5L | 34 | 600 | | — | 250-0486 | 127-0826 |
| 1991-90 L4 2.5L Turbo | 34 | 500 | | — | 8C-3600 | 250-0489 |
| 1991 L4 2.5L Sedan | 34 | 625 | | — | 250-0486 | 127-0826 |
| 1991 L4 2.5L ex. Turbo | 34 | 625 | | — | 250-0486 | 127-0826 |
| 1991 V6 3.0L | 34 | 625 | | — | 250-0486 | 127-0826 |
| 1990 L4 2.2L | 34 | 500 | | — | 8C-3600 | 250-0489 |
| 1990 L4 2.5L ex. Turbo | 34 | 500 | | — | 8C-3600 | 250-0489 |
| 1990 V6 3.0L | 34 | 500 | | — | 8C-3600 | 250-0489 |
| Neon | | | | | | |
| 2002-00 L4 2.0L | 26R | 450 | | — | — | — |
| New Yorker (See Also Fifth Avenue) | | | | | | |
| 1996-95 V6 3.5L | 34 | 600 | | — | 250-0486 | 127-0826 |
| 1994 V6 3.5L | 34 | 500 | | — | 8C-3600 | 250-0489 |
| 1993-91 V6 3.8L | 34 | 500 | | — | 8C-3600 | 250-0489 |
| 1993-90 V6 3.3L | 34 | 500 | | — | 8C-3600 | 250-0489 |
| 1990 V6 3.0L | 34 | 500 | | — | 8C-3600 | 250-0489 |
| PT Cruiser | | | | | | |
| 2010-03 L4 2.4L | 26R | 510 | {7,45} | — | — | — |
| 2002-01 L4 2.4L | 26R | 540 | {7,45} | — | — | — |

Passenger Cars

CHRYSLER — DODGE



IMPORTANT NOTE: BATTERIES CAN EXPLODE! Always wear safety glasses AND shield eyes when working around batteries. Always check for proper polarity and sufficient terminal clearance BEFORE final installation to avoid dangerous sparks, potential explosion, possible severe personal injury and/or expensive electrical system and/or vehicle/equipment damage or fire.

| MAKE EQUIPMENT TYPE YEAR / MODEL | O.E. BCI NO. | CCA @ 0° F | Notes | PREMIUM HIGH OUTPUT | GENERAL SERVICE | |
|--|--------------------|------------------|-------|---------------------------|-----------------|----------|
| | | | | | (U.S. Only) | |
| CHRYSLER (Continued) | | | | | | |
| Pacifica | | | | | | |
| 2008-07 V6 4.0L | 34 | 600 | | — | — | — |
| 2008-05 V6 3.8L | 34 | 600 | | — | — | — |
| 2006-05 V6 3.5L | 34 | 600 | | — | — | — |
| 2004 V6 3.5L | 34 | 500 | | — | 8C-3600 | — |
| Prowler | | | | | | |
| 2002-01 V6 3.5L | 34 | 525 | | — | 8C-3600 | — |
| Sebring | | | | | | |
| 2010-08 V6 3.5L | 86 | 525 | | — | 8C-3600 | — |
| 2010-07 L4 2.4L | 86 | 525 | | — | 8C-3600 | — |
| 2010-07 V6 2.7L | 86 | 525 | | — | 8C-3600 | — |
| 2007 V6 3.5L | 86 | 525 | | — | 8C-3600 | — |
| 2006 L4 2.4L Conv | 75 | 510 | {40} | — | 7X-6100 | — |
| 2006 L4 2.4L Coupe | 86 | 525 | | — | 8C-3600 | — |
| 2006 V6 2.7L Conv | 75 | 510 | {40} | — | 7X-6100 | — |
| 2006 V6 2.7L Coupe | 86 | 525 | | — | 8C-3600 | — |
| 2005-04 V6 3.0L Coupe | 86 | 525 | | — | 8C-3600 | — |
| 2005-01 L4 2.4L Conv, Sedan | 75 | 510 | {40} | — | 7X-6100 | — |
| 2005-01 V6 2.7L Conv, Sedan | 75 | 510 | {40} | — | 7X-6100 | — |
| 2004-01 L4 2.4L Coupe | 86 | 525 | | — | 8C-3600 | — |
| 2003 V6 3.0L Conv, Sedan | 75 | 510 | {40} | — | 7X-6100 | — |
| 2002-01 V6 3.0L Coupe | 86 | 525 | | — | 8C-3600 | — |
| 2002 L4 2.4L | 75 | 510 | {40} | — | 7X-6100 | — |
| 2001 L4 2.4L Conv | 75 | 510 | {40} | — | 7X-6100 | — |
| 2001 V6 2.7L ex. Conv | 86 | 525 | | — | 8C-3600 | — |
| 2001 V6 3.0L Conv, Sedan | 75 | 510 | {40} | — | 7X-6100 | — |
| 2000-96 V6 2.5L Conv | 75 | 510 | {40} | — | 7X-6100 | — |
| 2000-96 V6 2.5L ex. Conv | 86 | 525 | | — | 8C-3600 | — |
| 1999-98 L4 2.0L | 86 | 525 | | — | 8C-3600 | — |
| 1998 L4 2.4L | 75 | 510 | {40} | — | 7X-6100 | — |
| 1997-96 L4 2.0L w/AT | 86 | 525 | | — | 8C-3600 | — |
| 1997-96 L4 2.0L w/MT | 86 | 430 | | — | 8C-3600 | — |
| 1997-96 L4 2.4L | 86 | 525 | | — | 8C-3600 | — |
| 1995 L4 2.0L | 86 | 525 | | — | 8C-3600 | — |
| 1995 V6 2.5L | 86 | 525 | | — | 8C-3600 | — |
| TC (by Maserati) | | | | | | |
| 1991-90 V6 3.0L | 34 | 500 | | — | 8C-3600 | 250-0489 |
| 1990 L4 2.2L | 34 | 500 | | — | 8C-3600 | 250-0489 |
| Town & Country | | | | | | |
| 2010-08 V6 3.3L | 34 | 600 | | — | 250-0486 | 127-0826 |
| 2010-08 V6 4.0L | 34 | 600 | | — | 250-0486 | 127-0826 |
| 2010-07 V6 3.8L | 34 | 600 | | — | 250-0486 | 127-0826 |
| 2007-98 V6 3.3L | | | | | | |
| Optional | 34 | 600 | | — | 250-0486 | 127-0826 |
| 2007-96 V6 3.3L | 34 | 500 | | — | 8C-3600 | 250-0489 |
| 2006-03 V6 3.8L | 34 | 500 | | — | 8C-3600 | 250-0489 |
| 2006 V6 3.8L | | | | | | |
| Optional | 34 | 600 | | — | 250-0486 | 127-0826 |
| 2002 V6 3.8L | 34 | 600 | | — | 250-0486 | 127-0826 |
| 2001 V6 3.8L | 34 | 500 | | — | 8C-3600 | 250-0489 |
| 2000-97 V6 3.8L | 34 | 600 | | — | 250-0486 | 127-0826 |
| 1996-94 V6 3.8L | 34 | 500 | | — | 8C-3600 | 250-0489 |

| MAKE EQUIPMENT TYPE YEAR / MODEL | O.E. BCI NO. | CCA @ 0° F | Notes | PREMIUM HIGH OUTPUT | GENERAL SERVICE | |
|--|--------------------|------------------|-------|---------------------------|-----------------|----------|
| | | | | | (U.S. Only) | |
| CHRYSLER (Continued) | | | | | | |
| Town & Country (Continued) | | | | | | |
| 1993-92 V6 3.3L | 34 | 500 | | — | 8C-3600 | 250-0489 |
| 1991-90 V6 3.3L | 34 | 625 | | — | 250-0486 | 127-0826 |
| Voyager, Grand Voyager | | | | | | |
| 2003-01 V6 3.3L | 34 | 600 | | — | 250-0486 | 127-0826 |
| 2003-00 L4 2.4L | 34 | 600 | | — | 250-0486 | 127-0826 |
| 2000 V6 3.0L | 34 | 500 | | — | 8C-3600 | 250-0489 |
| 2000 V6 3.3L | 34 | 500 | | — | 8C-3600 | 250-0489 |
| Optional | 34 | 600 | | — | 250-0486 | 127-0826 |
| DAEWOO | | | | | | |
| Lanos | | | | | | |
| 2002-99 L4 1.5L | 86 | 525 | {5} | — | 8C-3600 | — |
| 2002-99 L4 1.6L | 86 | 525 | {5} | — | 8C-3600 | — |
| Leganza | | | | | | |
| 2002-01 L4 2.2L | 86 | 620 | {5} | — | — | — |
| 2000-99 L4 2.2L | 86 | 630 | {5} | — | — | — |
| Nubira | | | | | | |
| 2002-01 L4 2.0L | 86 | 620 | {5} | — | — | — |
| 2000-99 L4 2.0L | 86 | 630 | {5} | — | — | — |
| DAIHATSU | | | | | | |
| Charade | | | | | | |
| 1992-90 L3 1.0L | 26R | 500 | | — | 250-0489{32} | — |
| 1992-90 L4 1.3L | 26R | 500 | | — | 250-0489{32} | — |
| Rocky | | | | | | |
| 1992-90 L4 1.6L | 26 | 500 | | — | 8C-3600 | — |
| DODGE | | | | | | |
| 2000 GTX | | | | | | |
| 1990 L4 2.0L | 24 | 500 | | 153-5656 | 3T-5857 | 250-0488 |
| Avenger | | | | | | |
| 2010-08 L4 2.4L | 86 | 525 | | — | 8C-3600 | — |
| 2010-08 V6 2.7L | 86 | 525 | | — | 8C-3600 | — |
| 2010-08 V6 3.5L | 86 | 525 | | — | 8C-3600 | — |
| 2000-95 V6 2.5L | 86 | 525 | | — | 8C-3600 | — |
| 1999-95 L4 2.0L | 86 | 525 | | — | 8C-3600 | — |
| B Series Vans | | | | | | |
| 1998-94 V8 5.9L | 27 | 600 | | 153-5656 | 8C-3601 | 3T-5857 |
| 1998-92 V6 3.9L | 27 | 600 | | 153-5656 | 8C-3601 | 3T-5857 |
| 1998-92 V8 5.2L | 27 | 600 | | 153-5656 | 8C-3601 | 3T-5857 |
| 1993-92 V8 5.9L | 34 | 600 | | — | 250-0486 | 127-0826 |
| 1991-90 V6 3.9L | 34 | 600 | | — | 250-0486 | 127-0826 |
| 1991-90 V6 3.9L Exc. T-Series Cutaway | | | | | | |
| 34 | 600 | | | — | 250-0486 | 127-0826 |
| 1991-90 V6 3.9L Optional | | | | | | |
| 34 | 685 | | | — | 250-0486 | 127-0826 |
| 1991-90 V6 3.9L T-Series Cutaway | | | | | | |
| 27 | 810 | {203} | | — | — | — |
| 1991-90 V8 5.2L | | | | | | |
| 34 | 600 | | | — | 250-0486 | 127-0826 |
| 1991-90 V8 5.2L Exc. T-Series Cutaway | | | | | | |
| 34 | 600 | | | — | 250-0486 | 127-0826 |
| 1991-90 V8 5.2L Optional | | | | | | |
| 34 | 685 | | | — | 250-0486 | 127-0826 |
| 1991-90 V8 5.2L T-Series Cutaway | | | | | | |
| 27 | 810 | {203} | | — | — | — |
| 1991-90 V8 5.9L Exc. T-Series Cutaway | | | | | | |
| 34 | 685 | | | — | 250-0486 | 127-0826 |

{1} Battery gasses need to be vented to outside. {5} Hood or cover clearance may not be sufficient. Check polarity to avoid explosion.

{26} Replacement battery is wider than OE. Hold-down and/or tray replacement may be necessary.

{32} Replacement battery is longer than OE. Hold-down and/or tray replacement may be necessary.

{40} Battery located in wheelwell - Remove front tire to access the battery.

{203} Requires individual vent caps for proper hood clearance, do not fit batteries with pod type vents.

Passenger Cars DODGE

IMPORTANT NOTE: BATTERIES CAN EXPLODE! Always wear safety glasses AND shield eyes when working around batteries. Always check for proper polarity and sufficient terminal clearance BEFORE final installation to avoid dangerous sparks, potential explosion, possible severe personal injury and/or expensive electrical system and/or vehicle/equipment damage or fire.

| MAKE EQUIPMENT TYPE YEAR / MODEL | O.E. BCI NO. | CCA @ ° F | Notes | PREMIUM HIGH OUTPUT | GENERAL SERVICE | |
|--|--------------------|-----------------|-------|---------------------------|-----------------|----------|
| | | | | | (U.S. Only) | |
| DODGE (Continued) | | | | | | |
| B Series Vans (Continued) | | | | | | |
| 1991-90 V8 5.9L T-Series Cutaway | 27 | 810 | {203} | — | — | — |
| Caliber | | | | | | |
| 2010-07 L4 2.0L | 86 | 525 | | — | 8C-3600 | — |
| 2010-07 L4 2.4L | 86 | 525 | | — | 8C-3600 | — |
| 2009-07 L4 1.8L | 86 | 525 | | — | 8C-3600 | — |
| Caravan, Grand Caravan | | | | | | |
| 2010-08 V6 4.0L | 34 | 600 | | — | 250-0486 | 127-0826 |
| 2010-07 V6 3.3L | 34 | 600 | | — | 250-0486 | 127-0826 |
| 2010-07 V6 3.8L | 34 | 600 | | — | 250-0486 | 127-0826 |
| 2007 L4 2.4L | 34 | 600 | | — | 250-0486 | 127-0826 |
| 2006-03 L4 2.4L | 34 | 500 | | — | 8C-3600 | 250-0489 |
| 2006-03 V6 3.8L | 34 | 500 | | — | 8C-3600 | 250-0489 |
| 2006-90 V6 3.3L | 34 | 500 | | — | 8C-3600 | 250-0489 |
| 2006 L4 2.4L Optional | 34 | 600 | | — | 250-0486 | 127-0826 |
| 2006 V6 3.3L Optional | 34 | 600 | | — | 250-0486 | 127-0826 |
| 2006 V6 3.8L Optional | 34 | 600 | | — | 250-0486 | 127-0826 |
| 2002-96 L4 2.4L | 34 | 600 | | — | 250-0486 | 127-0826 |
| 2002-94 V6 3.8L | 34 | 600 | | — | 250-0486 | 127-0826 |
| 2000-90 V6 3.0L | 34 | 500 | | — | 8C-3600 | 250-0489 |
| 1999-98 Electric | 34 | 600 | | — | 250-0486 | 127-0826 |
| 1997 Electric | 34 | 500 | | — | 8C-3600 | 250-0489 |
| 1995-93 Electric | 34 | 500 | | — | 8C-3600 | 250-0489 |
| 1995-92 L4 2.5L | 34 | 600 | | — | 250-0486 | 127-0826 |
| 1991-90 L4 2.5L | 34 | 500 | | — | 8C-3600 | 250-0489 |
| Challenger | | | | | | |
| 2010-09 V6 3.5L | 94R | 730 | {1} | — | — | — |
| 2010-09 V8 5.7L | 94R | 730 | {1} | — | — | — |
| 2010-08 V8 6.1L | 94R | 730 | {1} | — | — | — |
| Charger | | | | | | |
| 2010-06 V6 3.5L Exc Police | 94R | 730 | {1} | — | — | — |
| 2010-06 V8 5.7L Exc Police | 94R | 730 | {1} | — | — | — |
| 2010-06 V8 6.1L Exc Police | 94R | 730 | {1} | — | — | — |
| 2010 V6 2.7L Exc Police | 94R | 730 | {1} | — | — | — |
| 2010 V6 2.7L Police Pkg. | 49 | 850 | {1} | — | 307-0751{32} | — |
| 2010 V6 3.5L Police Pkg. | 49 | 850 | {1} | — | 307-0751{32} | — |
| 2010 V8 5.7L Police Pkg. | 49 | 850 | {1} | — | 307-0751{32} | — |
| 2010 V8 6.1L Police Pkg. | 49 | 850 | {1} | — | 307-0751{32} | — |
| 2009-06 V6 2.7L | 94R | 730 | {1} | — | — | — |
| 2009-06 V8 6.1L Police Pkg. | 49 | 800 | {1} | — | 307-0751{32} | — |
| 2009 V6 3.5L Police Pkg. | 49 | 800 | {1} | — | 307-0751{32} | — |
| 2009 V8 5.7L Police Pkg. | 49 | 800 | {1} | — | 307-0751{32} | — |
| 2008-06 V6 3.5L Police Pkg. | 49 | 850 | {1} | — | 307-0751{32} | — |
| 2008-06 V8 5.7L Police Pkg. | 49 | 850 | {1} | — | 307-0751{32} | — |

| MAKE EQUIPMENT TYPE YEAR / MODEL | O.E. BCI NO. | CCA @ ° F | Notes | PREMIUM HIGH OUTPUT | GENERAL SERVICE | |
|--|--------------------|-----------------|-------|---------------------------|-----------------|----------|
| | | | | | (U.S. Only) | |
| DODGE (Continued) | | | | | | |
| Colt, 100, 200 (Canadian) | | | | | | |
| 1995-93 L4 1.5L Canada | 24 | 580 | | 153-5656 | 3T-5857 | 250-0486 |
| 1995-93 L4 1.5L US | 51 | 435 | | — | 250-0488{26} | — |
| 1994-93 L4 1.8L Canada | 24 | 580 | | 153-5656 | 3T-5857 | 250-0486 |
| 1994-93 L4 1.8L US | 51 | 435 | | — | 250-0488{26} | — |
| 1994-93 L4 2.4L Canada | 24 | 580 | | 153-5656 | 3T-5857 | 250-0486 |
| 1992-91 L4 1.5L | 25 | 420 | | — | 8C-3600 | 250-0489 |
| 1992 L4 1.8L | 25 | 430 | | — | 8C-3600 | 250-0489 |
| 1991-90 L4 2.0L Canada | 25 | 420 | | — | 8C-3600 | 250-0489 |
| 1991-90 L4 2.0L US | 51 | 435 | | — | 250-0488{26} | — |
| 1990 L4 1.5L Canada | 25 | 420 | | — | 8C-3600 | 250-0489 |
| 1990 L4 1.5L Wagon | 51 | 435 | | — | 250-0488{26} | — |
| 1990 L4 1.5L ex. Wagon | 25 | 335 | | — | 8C-3600 | 250-0489 |
| 1990 L4 1.6L | 51 | 435 | | — | 250-0488{26} | — |
| 1990 L4 1.8L | 25 | 355 | | — | 8C-3600 | 250-0489 |
| D & W Series Pickups | | | | | | |
| 1993-92 V6 3.9L | 27 | 600 | | 153-5656 | 8C-3601 | 3T-5857 |
| 1993-92 V8 5.9L | 27 | 600 | | 153-5656 | 8C-3601 | 3T-5857 |
| 1993-90 L6 5.9L Diesel 30H | 1025 | | | — | — | — |
| 1993-90 V8 5.2L | 27 | 600 | | 153-5656 | 8C-3601 | 3T-5857 |
| 1991-90 V6 3.9L | 34 | 600 | | — | 250-0486 | 127-0826 |
| 1991-90 V8 5.2L | 34 | 600 | | — | 250-0486 | 127-0826 |
| 1991-90 V8 5.9L | 34 | 600 | | — | 250-0486 | 127-0826 |
| Dakota | | | | | | |
| 2010-09 V6 3.7L Optional | 65 | 750 | | 230-6368 | — | — |
| 2010-09 V8 4.7L Optional | 65 | 750 | | 230-6368 | — | — |
| 2010-06 V6 3.7L | 65 | 600 | | 230-6368 | 250-0484 | — |
| 2010-06 V8 4.7L | 65 | 600 | | 230-6368 | 250-0484 | — |
| 2006 V6 3.7L Optional | 65 | 650 | | 230-6368 | 250-0484 | — |
| 2006 V8 4.7L Optional | 65 | 650 | | 230-6368 | 250-0484 | — |
| 2005-04 V6 3.7L | 27 | 600 | | 153-5656 | 8C-3601 | 3T-5857 |
| 2005-00 V8 4.7L | 27 | 600 | | 153-5656 | 8C-3601 | 3T-5857 |
| 2004-01 V8 4.7L Optional | 27 | 750 | | — | 127-0826 | 127-0824 |
| 2003-98 V8 5.9L | 27 | 600 | | 153-5656 | 8C-3601 | 3T-5857 |
| 2003-98 V8 5.9L Optional | 27 | 750 | | — | 127-0826 | 127-0824 |
| 2003-92 V6 3.9L | 27 | 600 | | 153-5656 | 8C-3601 | 3T-5857 |
| 2003-92 V6 3.9L Optional | 27 | 750 | | — | 127-0826 | 127-0824 |
| 2002-92 L4 2.5L | 27 | 600 | | 153-5656 | 8C-3601 | 3T-5857 |
| 1999-92 L4 2.5L Optional | 27 | 750 | | — | 127-0826 | 127-0824 |
| 1999-92 V8 5.2L | 27 | 600 | | 153-5656 | 8C-3601 | 3T-5857 |
| 1991-90 L4 2.5L | 34 | 600 | | — | 250-0486 | 127-0826 |
| 1991-90 V6 3.9L | 34 | 600 | | — | 250-0486 | 127-0826 |
| 1991-90 V8 5.2L | 34 | 600 | | — | 250-0486 | 127-0826 |
| Daytona | | | | | | |
| 1993-92 L4 2.2L | 34 | 600 | | — | 250-0486 | 127-0826 |
| 1993-92 L4 2.5L | 34 | 600 | | — | 250-0486 | 127-0826 |
| 1993-90 V6 3.0L | 34 | 500 | | — | 8C-3600 | 250-0489 |
| 1991 L4 2.5L Turbo | 34 | 500 | | — | 8C-3600 | 250-0489 |

Passenger Cars

DODGE



IMPORTANT NOTE: BATTERIES CAN EXPLODE! Always wear safety glasses AND shield eyes when working around batteries. Always check for proper polarity and sufficient terminal clearance BEFORE final installation to avoid dangerous sparks, potential explosion, possible severe personal injury and/or expensive electrical system and/or vehicle/equipment damage or fire.

| MAKE EQUIPMENT TYPE YEAR / MODEL | O.E. BCI NO. | CCA @ ° F | Notes | PREMIUM HIGH OUTPUT | GENERAL SERVICE | |
|--|--------------------|-----------------|-------|---------------------------|-----------------|----------|
| | | | | | (U.S. Only) | |
| DODGE (Continued) | | | | | | |
| Daytona (Continued) | | | | | | |
| 1991 L4 2.5L ex. Turbo | 34 | 625 | | — | 250-0486 | 127-0826 |
| 1990 L4 2.2L | 34 | 500 | | — | 8C-3600 | 250-0489 |
| 1990 L4 2.5L | 34 | 500 | | — | 8C-3600 | 250-0489 |
| Durango | | | | | | |
| 2009-04 V6 3.7L | 65 | 600 | | 230-6368 | 250-0484 | — |
| 2009-04 V8 4.7L | 65 | 600 | | 230-6368 | 250-0484 | — |
| 2009-04 V8 5.7L | 65 | 600 | | 230-6368 | 250-0484 | — |
| 2009 V6 3.7L Optional | 65 | 750 | | 230-6368 | — | — |
| 2009 V8 4.7L Optional | 65 | 750 | | 230-6368 | — | — |
| 2009 V8 5.7L Optional | 65 | 750 | | 230-6368 | — | — |
| 2006-04 V6 3.7L Optional | 65 | 750 | | 230-6368 | — | — |
| 2006 V8 4.7L Optional | 65 | 750 | | 230-6368 | — | — |
| 2006 V8 5.7L Optional | 65 | 750 | | 230-6368 | — | — |
| 2003-00 V8 4.7L | 27 | 600 | | 153-5656 | 8C-3601 | 3T-5857 |
| 2003-00 V8 4.7L Optional | 27 | 750 | | — | 127-0826 | 127-0824 |
| 2003-98 V8 5.9L | 27 | 600 | | 153-5656 | 8C-3601 | 3T-5857 |
| 2003-98 V8 5.9L Optional | 27 | 750 | | — | 127-0826 | 127-0824 |
| 2000-98 V8 5.2L | 27 | 600 | | 153-5656 | 8C-3601 | 3T-5857 |
| 2000-98 V8 5.2L Optional | 27 | 750 | | — | 127-0826 | 127-0824 |
| 1999-98 V6 3.9L | 27 | 600 | | 153-5656 | 8C-3601 | 3T-5857 |
| 1999-98 V6 3.9L Optional | 27 | 750 | | — | 127-0826 | 127-0824 |
| Dynasty | | | | | | |
| 1993-92 L4 2.5L | 34 | 600 | | — | 250-0486 | 127-0826 |
| 1993-90 V6 3.0L | 34 | 500 | | — | 8C-3600 | 250-0489 |
| 1993-90 V6 3.3L | 34 | 500 | | — | 8C-3600 | 250-0489 |
| 1991 L4 2.5L | 34 | 625 | | — | 250-0486 | 127-0826 |
| 1990 L4 2.5L | 34 | 500 | | — | 8C-3600 | 250-0489 |
| Intrepid | | | | | | |
| 2004-00 V6 3.5L | 34 | 600 | {40} | — | 250-0486 | 127-0826 |
| 2004-98 V6 2.7L | 34 | 500 | {40} | — | 8C-3600 | 250-0489 |
| 2001-98 V6 3.2L | 34 | 600 | {40} | — | 250-0486 | 127-0826 |
| 1997-95 V6 3.3L | 34 | 600 | | — | 250-0486 | 127-0826 |
| 1997-95 V6 3.5L | 34 | 600 | | — | 250-0486 | 127-0826 |
| 1994-93 V6 3.3L | 34 | 500 | | — | 8C-3600 | 250-0489 |
| 1994-93 V6 3.5L | 34 | 500 | | — | 8C-3600 | 250-0489 |
| Journey | | | | | | |
| 2010-09 L4 2.4L | 86 | 525 | | — | 8C-3600 | — |
| 2010-09 V6 3.5L | 86 | 525 | | — | 8C-3600 | — |
| Magnum | | | | | | |
| 2008-06 V6 2.7L | 94R | 730 | {1} | — | 307-0751 | — |
| 2008-06 V8 6.1L | 94R | 730 | {1} | — | 307-0751 | — |
| 2008-05 V6 3.5L | 94R | 730 | {1} | — | 307-0751 | — |
| 2008-05 V8 5.7L | 94R | 730 | {1} | — | 307-0751 | — |
| 2005 V6 2.7L | 94R | 730 | {1} | — | — | — |

| MAKE EQUIPMENT TYPE YEAR / MODEL | O.E. BCI NO. | CCA @ ° F | Notes | PREMIUM HIGH OUTPUT | GENERAL SERVICE | |
|--|--------------------|-----------------|-------|---------------------------|-----------------|----------|
| | | | | | (U.S. Only) | |
| DODGE (Continued) | | | | | | |
| Monaco | | | | | | |
| 1992 V6 3.0L | 34 | 600 | | — | 250-0486 | 127-0826 |
| 1991 V6 3.0L | 34 | 625 | | — | 250-0486 | 127-0826 |
| 1990 V6 3.0L | 34 | 500 | | — | 8C-3600 | 250-0489 |
| Neon | | | | | | |
| 2005-03 L4 2.4L | 26R | 450 | | — | — | — |
| 2005-00 L4 2.0L | 26R | 450 | | — | — | — |
| 1999-95 L4 2.0L | 58 | 450 | {35} | 175-4280 | 8C-3612 | — |
| Nitro | | | | | | |
| 2010-07 V6 3.7L | 34 | 600 | | — | — | — |
| 2010-07 V6 4.0L | 34 | 600 | | — | — | — |
| Omni | | | | | | |
| 1990 L4 2.2L | 34 | 430 | | — | 8C-3600 | 250-0489 |
| Ram 50 (Includes Power Ram) | | | | | | |
| 1993-90 L4 2.4L Canada | 24 | 580 | | 153-5656 | 3T-5857 | 250-0486 |
| 1993-90 L4 2.4L US | 51 | 435 | | — | 250-0488{26} | — |
| 1991-90 V6 3.0L | 24 | 490 | | 153-5656 | 8C-3600 | 3T-5857 |
| Ram Pickup (Includes 1500-3500) | | | | | | |
| 2010-09 V6 3.7L 1500 Only | 94R | 730 | | — | — | — |
| 2010-09 V8 4.7L 1500 Only | 94R | 730 | | — | — | — |
| 2010 L6 5.9L Diesel | 94R | 750 | {15} | — | — | — |
| 2010 L6 6.7L Diesel | 94R | 750 | {15} | — | — | — |
| 2010 V8 5.7L | 94R | 750 | {15} | — | — | — |
| 2010 V8 5.7L 1500 Only | 94R | 730 | | — | — | — |
| 2009-07 L6 6.7L Diesel | 65 | 750 | {15} | 230-6368 | — | — |
| 2009-03 L6 5.9L Diesel | 65 | 750 | {15} | 230-6368 | — | — |
| 2009 V8 5.7L 1500 Only | 65 | 750 | | 230-6368 | — | — |
| 2009 V8 5.7L Exc 1500 | 65 | 750 | | 230-6368 | — | — |
| 2008-07 V8 5.7L | 65 | 750 | | 230-6368 | — | — |
| 2008-05 V6 3.7L | 65 | 600 | | 230-6368 | 250-0484 | — |
| 2008 V8 4.7L | 65 | 600 | | 230-6368 | 250-0484 | — |
| 2007 V8 4.7L | 65 | 750 | | 230-6368 | — | — |
| 2006-03 V8 4.7L | 65 | 600 | | 230-6368 | 250-0484 | — |
| 2006-03 V8 5.7L | 65 | 600 | | 230-6368 | 250-0484 | — |
| 2006 V10 8.3L | 65 | 600 | | 230-6368 | 250-0484 | — |
| 2006 V10 8.3L Optional | 65 | 750 | | 230-6368 | — | — |
| 2006 V6 3.7L Optional | 65 | 750 | | 230-6368 | — | — |
| 2006 V8 4.7L Optional | 65 | 750 | | 230-6368 | — | — |
| 2006 V8 5.7L Optional | 65 | 750 | | 230-6368 | — | — |
| 2005-04 V10 8.3L | 65 | 750 | | 230-6368 | — | — |
| 2005-04 V8 5.7L | 65 | 750 | | 230-6368 | — | — |
| 2004 V6 3.7L | 65 | 650 | | 230-6368 | 250-0484 | — |
| 2003-02 V6 3.9L Optional | 27 | 750 | | — | 127-0826 | 127-0824 |
| 2003-02 V8 5.2L Optional | 27 | 750 | | — | 127-0826 | 127-0824 |
| 2003-94 V6 3.9L | 27 | 600 | | 153-5656 | 8C-3601 | 3T-5857 |
| 2003-94 V8 5.2L | 27 | 600 | | 153-5656 | 8C-3601 | 3T-5857 |

{1} Battery gasses need to be vented to outside. {15} Two batteries required. For best results, replace both.

{26} Replacement battery is wider than OE. Hold-down and/or tray replacement may be necessary.

{32} Replacement battery is longer than OE. Hold-down and/or tray replacement may be necessary. {35} Battery w/ handle brackets will not fit.

{40} Battery located in wheelwell - Remove front tire to access the battery. {46} Battery located in trunk. Spare tire may have to be removed.

{152} Battery Located in Left Rear Tire Well. Remove Tire.

Passenger Cars

DODGE – EAGLE CHRYSLER

IMPORTANT NOTE: BATTERIES CAN EXPLODE! Always wear safety glasses AND shield eyes when working around batteries. Always check for proper polarity and sufficient terminal clearance BEFORE final installation to avoid dangerous sparks, potential explosion, possible severe personal injury and/or expensive electrical system and/or vehicle/equipment damage or fire.

| MAKE EQUIPMENT TYPE YEAR / MODEL | O.E. BCI NO. | CCA @ ° F | Notes | PREMIUM HIGH OUTPUT | GENERAL SERVICE | |
|--|--------------------|-----------------|-------|---------------------------|-----------------|----------|
| | | | | | (U.S. Only) | |
| DODGE (Continued) | | | | | | |
| Ram Pickup (Includes 1500-3500) (Continued) | | | | | | |
| 2003 V10 8.0L | 65 | 750 | | 230-6368 | — | — |
| 2003 V6 3.7L | 65 | 600 | | 230-6368 | 250-0484 | — |
| 2003 V8 5.2L | 65 | 600 | | 230-6368 | 250-0484 | — |
| 2003 V8 5.7L Optional | 65 | 750 | | 230-6368 | — | — |
| 2003 V8 5.9L | 27 | 600 | | 153-5656 | 8C-3601 | 3T-5857 |
| 2003 V8 5.9L Optional | 27 | 750 | | — | 127-0826 | 127-0824 |
| 2002 L6 5.9L Diesel, Early or Opt. | 27 | 750 | {15} | — | 127-0826 | 127-0824 |
| 2002 L6 5.9L Diesel, Early or Opt. | 65 | 750 | {15} | 230-6368 | — | — |
| 2002 L6 5.9L Diesel, Late | 65 | 650 | {15} | 230-6368 | 250-0484 | — |
| 2002 L6 5.9L Diesel, Late | 65 | 750 | {15} | 230-6368 | — | — |
| 2002 V10 8.0L Early Model | 27 | 750 | | — | 127-0826 | 127-0824 |
| 2002 V10 8.0L Late Model | 65 | 650 | | 230-6368 | 250-0484 | — |
| 2002 V6 3.7L Early Model | 27 | 750 | | — | 127-0826 | 127-0824 |
| 2002 V6 3.7L Late Model | 65 | 650 | | 230-6368 | 250-0484 | — |
| 2002 V8 4.7L Early Model | 27 | 750 | | — | 127-0826 | 127-0824 |
| 2002 V8 4.7L Late Model | 65 | 650 | | 230-6368 | 250-0484 | — |
| 2002 V8 5.9L Early or Opt. | 27 | 750 | | — | 127-0826 | 127-0824 |
| 2002 V8 5.9L Late Model | 65 | 650 | | 230-6368 | 250-0484 | — |
| 2001-94 L6 5.9L Diesel | 27 | 750 | {15} | — | 127-0826 | 127-0824 |
| 2001-94 V10 8.0L | 27 | 750 | | — | 127-0826 | 127-0824 |
| 2001-94 V8 5.9L | 27 | 600 | | 153-5656 | 8C-3601 | 3T-5857 |
| 2001-94 V8 5.9L Optional | 27 | 750 | | — | 127-0826 | 127-0824 |
| RamCharger (Includes 100, 150 1/2 Ton) | | | | | | |
| 1993-92 V8 5.2L | 27 | 610 | | 153-5656 | 8C-3601 | 3T-5857 |
| 1993-92 V8 5.9L | 27 | 610 | | 153-5656 | 8C-3601 | 3T-5857 |
| 1991-90 V8 5.2L | 34 | 600 | | — | 250-0486 | 127-0826 |
| 1991-90 V8 5.9L | 34 | 600 | | — | 250-0486 | 127-0826 |
| 1991-90 V8 5.9L Optional | 34 | 685 | | — | 250-0486 | 127-0826 |
| SX 2.0 | | | | | | |
| 2005-03 L4 2.0L Canada | 26R | 540 | | — | 250-0489{32} | — |
| Shadow | | | | | | |
| 1994-92 L4 2.5L | 34 | 600 | | — | 250-0486 | 127-0826 |
| 1994-92 V6 3.0L | 34 | 500 | | — | 8C-3600 | 250-0489 |
| 1994-90 L4 2.2L | 34 | 500 | | — | 8C-3600 | 250-0489 |
| 1991 L4 2.5L | 34 | 625 | | — | 250-0486 | 127-0826 |
| 1990 L4 2.5L | 34 | 500 | | — | 8C-3600 | 250-0489 |
| Spirit | | | | | | |
| 1995-91 L4 2.5L | 34 | 600 | | — | 250-0486 | 127-0826 |
| 1995-90 V6 3.0L | 34 | 500 | | — | 8C-3600 | 250-0489 |
| 1992-91 L4 2.2L | 34 | 600 | | — | 250-0486 | 127-0826 |
| 1990 L4 2.5L | 34 | 500 | | — | 8C-3600 | 250-0489 |

| MAKE EQUIPMENT TYPE YEAR / MODEL | O.E. BCI NO. | CCA @ ° F | Notes | PREMIUM HIGH OUTPUT | GENERAL SERVICE | |
|--|--------------------|-----------------|-------|---------------------------|-----------------|----------|
| | | | | | (U.S. Only) | |
| DODGE (Continued) | | | | | | |
| Sprinter (Includes 2500, 3500) | | | | | | |
| 2010-07 V6 3.0L Diesel | 49 | 850 | {1} | — | 307-0751{32} | — |
| 2008-07 V6 3.5L | 49 | 850 | {1} | — | 307-0751{32} | — |
| 2006-03 L5 2.7L Diesel | 49 | 850 | {1} | — | 307-0751{32} | — |
| Stealth | | | | | | |
| 1996-94 V6 3.0L | 25 | 520 | | — | 8C-3600 | 250-0489 |
| 1993-92 V6 3.0L | 24 | 490 | | 153-5656 | 8C-3600 | 3T-5857 |
| 1991 V6 3.0L DOHC | 24 | 490 | | 153-5656 | 8C-3600 | 3T-5857 |
| 1991 V6 3.0L SOHC | 25 | 420 | | — | 8C-3600 | 250-0489 |
| Stratus | | | | | | |
| 2006-01 L4 2.4L Coupe | 86 | 525 | {40} | — | 8C-3600 | — |
| 2006-01 L4 2.4L Sedan | 75 | 510 | {40} | — | 7X-6100 | — |
| 2006 V6 2.7L Coupe | 86 | 525 | {40} | — | 8C-3600 | — |
| 2005-03 V6 2.7L | 75 | 510 | {40} | — | 7X-6100 | — |
| 2005-03 V6 3.0L | 86 | 510 | {40} | — | 8C-3600 | — |
| 2002-01 V6 2.7L Coupe | 86 | 525 | {40} | — | 8C-3600 | — |
| 2002-01 V6 2.7L ex. Coupe | 75 | 510 | {40} | — | 7X-6100 | — |
| 2002 V6 3.0L | 86 | 525 | {40} | — | 8C-3600 | — |
| 2001 V6 3.0L Coupe | 86 | 525 | {40} | — | 8C-3600 | — |
| 2000-95 L4 2.0L | 86 | 510 | {40} | — | 8C-3600 | — |
| 2000-95 L4 2.4L | 75 | 510 | {40} | — | 7X-6100 | — |
| 2000-95 V6 2.5L | 86 | 510 | {40} | — | 8C-3600 | — |
| Viper | | | | | | |
| 2010-08 V10 8.4L | 34 | 600 | {46} | — | — | — |
| 2006-03 V10 8.3L | 34 | 600 | {152} | — | — | — |
| 2002-98 V10 8.0L | 78 | 650 | {152} | — | 7X-6100 | 250-0486 |
| 1997-93 V10 8.0L | 78 | 770 | {152} | — | 127-0826 | — |
| 1992 V10 8.0L | 78 | 650 | {152} | — | 7X-6100 | 250-0486 |
| EAGLE CHRYSLER | | | | | | |
| Premier | | | | | | |
| 1992 V6 3.0L | 34 | 600 | | — | 250-0486 | 127-0826 |
| 1991-90 V6 3.0L | 34 | 500 | | — | 8C-3600 | 250-0489 |
| Summit | | | | | | |
| 1996-95 L4 1.5L | 51 | 435 | | — | 250-0488{26} | — |
| 1996-95 L4 1.8L Wagon | 25 | 355 | | — | 8C-3600 | 250-0489 |
| 1996-95 L4 1.8L ex. Wagon | 51 | 435 | | — | 250-0488{26} | — |
| 1996-95 L4 2.4L Wagon | 24 | 490 | | 153-5656 | 8C-3600 | 3T-5857 |
| 1996-95 L4 2.4L ex. Wagon | 51 | 435 | | — | 250-0488{26} | — |
| 1994-93 L4 1.5L Canada | 24 | 580 | | 153-5656 | 3T-5857 | 250-0486 |
| 1994-93 L4 1.5L Wagon | 25 | 355 | | — | 8C-3600 | 250-0489 |
| 1994-93 L4 1.5L ex. Wagon | 51 | 435 | | — | 250-0488{26} | — |
| 1994-93 L4 1.8L Canada | 24 | 580 | | 153-5656 | 3T-5857 | 250-0486 |
| 1994-93 L4 1.8L US | 51 | 435 | | — | 250-0488{26} | — |
| 1994-93 L4 2.4L Canada, Exc. Wagon | 24 | 580 | | 153-5656 | 3T-5857 | 250-0486 |
| 1994-93 L4 2.4L Exc Wagon, US | 51 | 435 | | — | 250-0488{26} | — |
| 1992-90 L4 1.5L | 25 | 355 | | — | 8C-3600 | 250-0489 |
| 1992 L4 1.8L | 25 | 350 | | — | 8C-3600 | 250-0489 |
| 1992 L4 2.4L ex. Wagon | 25 | 355 | | — | 8C-3600 | 250-0489 |
| 1990 L4 1.6L Canada | 25 | 420 | | — | 8C-3600 | 250-0489 |
| 1990 L4 1.6L US | 51 | 435 | | — | 250-0488{26} | — |

Passenger Cars

EAGLE CHRYSLER – FORD



IMPORTANT NOTE: BATTERIES CAN EXPLODE! Always wear safety glasses AND shield eyes when working around batteries. Always check for proper polarity and sufficient terminal clearance BEFORE final installation to avoid dangerous sparks, potential explosion, possible severe personal injury and/or expensive electrical system and/or vehicle/equipment damage or fire.

| MAKE EQUIPMENT TYPE YEAR / MODEL | O.E. BCI NO. | CCA @ 0° F | Notes | PREMIUM HIGH OUTPUT | GENERAL SERVICE | | MAKE EQUIPMENT TYPE YEAR / MODEL | O.E. BCI NO. | CCA @ 0° F | Notes | PREMIUM HIGH OUTPUT | GENERAL SERVICE | |
|--|--------------------|------------------|---------|---------------------------|-----------------|----------|--|--------------------|------------------|---------|---------------------------|-----------------|---|
| | | | | | (U.S. Only) | | | | | | | (U.S. Only) | |
| EAGLE CHRYSLER (Continued) | | | | | | | FORD (Continued) | | | | | | |
| Talon | | | | | | | Crown Victoria (Includes LTD Version) (Continued) | | | | | | |
| 1998-95 L4 2.0L | 86 | 525 | | — | 8C-3600 | 250-0489 | 2005-03 V8 4.6L Police Pkg. | 65 | 750 | | 230-6368 | — | — |
| 1994-93 L4 1.8L | 86 | 430 | | — | 8C-3600 | 250-0489 | 2002-96 V8 4.6L Natural Gas | 65 | 850 | | 230-6368 | — | — |
| 1994-90 L4 2.0L Canada | 86 | 525 | | — | 8C-3600 | 250-0489 | 2002-92 V8 4.6L Police Pkg. | 65 | 850 | | 230-6368 | — | — |
| 1994-90 L4 2.0L US | 86 | 430 | | — | 8C-3600 | 250-0489 | 1997-96 V8 4.6L US | 59 | 540 | | — | 8C-3612 | — |
| Vision | | | | | | | 1995-92 V8 4.6L US | | | | | | |
| 1997-95 V6 3.3L | 34 | 600 | | — | 250-0486 | 127-0826 | 1991-90 V8 5.0L Canada | 65 | 750 | | 230-6368 | — | — |
| 1997-95 V6 3.5L | 34 | 600 | | — | 250-0486 | 127-0826 | 1991-90 V8 5.0L Police Pkg. | 65 | 850 | | 230-6368 | — | — |
| 1994-93 V6 3.3L | 34 | 500 | | — | 8C-3600 | 250-0489 | 1991-90 V8 5.0L US | 58 | 540 | | — | 8C-3612 | — |
| 1994-93 V6 3.5L | 34 | 500 | | — | 8C-3600 | 250-0489 | 1991-90 V8 5.8L | 65 | 650 | | 230-6368 | 250-0484 | — |
| Vista | | | | | | | E Series Vans | | | | | | |
| 1992-90 L4 1.5L | 25 | 420 | | — | 8C-3600 | 250-0488 | 2010-09 V8 5.4L Auxiliary | 65 | 625 | {3} | — | — | — |
| 1992-90 L4 2.0L | 25 | 420 | | — | 8C-3600 | 250-0488 | 2010-04 V8 6.0L Diesel | 65 | 750 | {15} | 230-6368 | — | — |
| FERRARI | | | | | | | 2010 V10 6.8L Auxiliary | | | | | | |
| 458 Italia | | | | | | | 2010 V10 6.8L ex. Auxiliary | | | | | | |
| 2010 V8 4.5L | NA | NA | | — | — | — | 2010 V8 4.6L Auxiliary | 65 | 625 | {3} | — | — | — |
| 599 GTB | | | | | | | 2010 V8 4.6L ex. Auxiliary | | | | | | |
| 2010 V12 6.0L | NA | NA | | — | — | — | 2010 V8 5.4L ex. Auxiliary | 65 | 750 | | 230-6368 | — | — |
| 2009-07 V12 6.0L | 34R | 800 | {1,212} | — | — | — | 2009-07 V8 4.6L | 65 | 650 | | 230-6368 | 250-0484 | — |
| 612 Scaglietti | | | | | | | 2009-06 V8 4.3L | | | | | | |
| 2010 V12 5.7L | NA | NA | | — | — | — | 2009 V8 4.3L | 34R | 800 | {1,212} | — | — | — |
| 2009-05 V12 5.7L | 34R | 850 | {1,212} | — | — | — | F430 | | | | | | |
| California | | | | | | | 2009-06 V8 4.3L | | | | | | |
| 2010 V8 4.3L | NA | NA | | — | — | — | 2005 V12 5.7L | 34R | 850 | {212} | — | — | — |
| 2009 V8 4.3L | 34R | 800 | {1,212} | — | — | — | FORD | | | | | | |
| F430 | | | | | | | Aerostar | | | | | | |
| 2009-06 V8 4.3L | 34R | 760 | {1,212} | — | — | — | 1997-90 V6 3.0L | 65 | 650 | | 230-6368 | 250-0484 | — |
| Superamerica | | | | | | | 1997-90 V6 4.0L | | | | | | |
| 2005 V12 5.7L | 34R | 850 | {212} | — | — | — | 1997-90 V6 4.0L | 65 | 650 | | 230-6368 | 250-0484 | — |
| FORD | | | | | | | Aspire | | | | | | |
| Aerostar | | | | | | | 1997-94 L4 1.3L | | | | | | |
| 1997-90 V6 3.0L | 65 | 650 | | 230-6368 | 250-0484 | — | Bronco | | | | | | |
| 1997-90 V6 4.0L | 65 | 650 | | 230-6368 | 250-0484 | — | 1996-90 V8 5.0L | | | | | | |
| Aspire | | | | | | | 1996-90 V8 5.8L | | | | | | |
| 1997-94 L4 1.3L | 35 | 460 | | — | 250-0489 | 250-0487 | 1992-90 L6 4.9L | | | | | | |
| Bronco | | | | | | | 1990 V6 2.9L | | | | | | |
| 1996-90 V8 5.0L | 65 | 650 | | 230-6368 | 250-0484 | — | Contour | | | | | | |
| 1996-90 V8 5.8L | 65 | 650 | | 230-6368 | 250-0484 | — | 2000-98 L4 2.0L | | | | | | |
| 1992-90 L6 4.9L | 65 | 650 | | 230-6368 | 250-0484 | — | 2000-98 V6 2.5L | | | | | | |
| Bronco II | | | | | | | 1997-95 L4 2.0L | | | | | | |
| 1990 V6 2.9L | 65 | 650 | | 230-6368 | 250-0484 | — | 1997-95 L4 2.0L Optional | | | | | | |
| Contour | | | | | | | 1997-95 V6 2.5L | | | | | | |
| 2000-98 L4 2.0L | 40R | 590 | | — | — | — | Crown Victoria (Includes LTD Version) | | | | | | |
| 2000-98 V6 2.5L | 40R | 590 | | — | — | — | 2010-09 V8 4.6L US | | | | | | |
| 1997-95 L4 2.0L | 96R | 590 | | — | — | — | 2010-92 V8 4.6L Canada or Optional | | | | | | |
| 1997-95 L4 2.0L Optional | 40R | 650 | | — | — | — | 2008-98 V8 4.6L US | | | | | | |
| 1997-95 V6 2.5L | 40R | 650 | | — | — | — | 2007 V8 4.6L Police Pkg. | | | | | | |
| Crown Victoria (Includes LTD Version) | | | | | | | 2005-03 V8 4.6L Natural Gas | | | | | | |
| 2010-09 V8 4.6L US | 65 | 650 | | 230-6368 | — | — | 2005-01 V10 6.8L ex. Auxiliary | | | | | | |
| 2010-92 V8 4.6L Canada or Optional | 65 | 750 | | 230-6368 | — | — | 2006 V10 6.8L Optional | | | | | | |
| 2008-98 V8 4.6L US | 65 | 650 | | 230-6368 | 250-0484 | — | 2006 V8 4.6L Optional | | | | | | |
| 2007 V8 4.6L Police Pkg. | 65 | 750 | | 230-6368 | — | — | 2006 V8 5.4L Optional | | | | | | |
| 2005-03 V8 4.6L Natural Gas | 65 | 750 | | 230-6368 | — | — | 2005-03 V8 4.6L | | | | | | |
| FORD (Continued) | | | | | | | 2005-01 V10 6.8L ex. Auxiliary | | | | | | |
| 2005-03 V8 4.6L Police Pkg. | 65 | 850 | | 230-6368 | — | — | 2006-01 V10 6.8L Auxiliary | | | | | | |
| 2002-96 V8 4.6L Natural Gas | 65 | 850 | | 230-6368 | — | — | 2006-01 V8 5.4L ex. Auxiliary | | | | | | |
| 2002-92 V8 4.6L Police Pkg. | 65 | 850 | | 230-6368 | — | — | 2006-97 V8 5.4L Auxiliary | | | | | | |
| 1997-96 V8 4.6L US | 59 | 540 | | — | 8C-3612 | — | 2006 V10 6.8L Optional | | | | | | |
| 1995-92 V8 4.6L US | 58 | 540 | | — | 8C-3612 | — | 2006 V8 4.6L Optional | | | | | | |
| 1991-90 V8 5.0L Canada | 65 | 750 | | 230-6368 | — | — | 2006 V8 5.4L Optional | | | | | | |
| 1991-90 V8 5.0L Police Pkg. | 65 | 850 | | 230-6368 | — | — | 2005-03 V8 4.6L | | | | | | |
| 1991-90 V8 5.0L US | 58 | 540 | | — | 8C-3612 | — | 2005-01 V10 6.8L ex. Auxiliary | | | | | | |
| 1991-90 V8 5.8L | 65 | 650 | | 230-6368 | 250-0484 | — | 2006 V10 6.8L Optional | | | | | | |
| E Series Vans | | | | | | | 2006 V8 4.6L Optional | | | | | | |
| 2010-09 V8 5.4L Auxiliary | 65 | 625 | {3} | — | — | — | 2006 V8 5.4L Optional | | | | | | |
| 2010-04 V8 6.0L Diesel | 65 | 750 | {15} | 230-6368 | — | — | 2005-03 V8 4.6L | | | | | | |
| 2010 V10 6.8L Auxiliary | 65 | 625 | {3} | — | — | — | 2005-01 V10 6.8L ex. Auxiliary | | | | | | |
| 2010 V10 6.8L ex. Auxiliary | 65 | 750 | | 230-6368 | — | — | 2006 V10 6.8L Optional | | | | | | |
| 2010 V8 4.6L Auxiliary | 65 | 625 | {3} | — | — | — | 2006 V8 4.6L Optional | | | | | | |
| 2010 V8 4.6L ex. Auxiliary | 65 | 750 | | 230-6368 | — | — | 2006 V8 5.4L Optional | | | | | | |
| 2010 V8 5.4L ex. Auxiliary | 65 | 750 | | 230-6368 | — | — | 2005-03 V8 4.6L | | | | | | |
| 2009-07 V8 4.6L | 65 | 650 | | 230-6368 | 250-0484 | — | 2005-01 V10 6.8L ex. Auxiliary | | | | | | |
| 2009-06 V8 5.4L | 65 | 650 | | 230-6368 | 250-0484 | — | 2006 V10 6.8L Optional | | | | | | |
| 2009-03 V10 6.8L | 65 | 650 | | 230-6368 | 250-0484 | — | 2006 V8 4.6L Optional | | | | | | |
| 2009 V8 4.6L | 59 | 540 | | — | 8C-3612 | — | 2006 V8 5.4L Optional | | | | | | |
| 2009 V8 4.6L Optional | 65 | 650 | | 230-6368 | 250-0484 | — | 2005-03 V8 4.6L | | | | | | |
| 2009 V8 4.6L Optional | 65 | 750 | | 230-6368 | — | — | 2005-01 V10 6.8L ex. Auxiliary | | | | | | |
| 2009 V8 5.4L | 59 | 540 | | — | 8C-3612 | — | 2006 V10 6.8L Optional | | | | | | |
| 2009 V8 5.4L Optional | 65 | 750 | | 230-6368 | 250-0484 | — | 2006 V8 4.6L Optional | | | | | | |
| 2007-06 V8 4.6L | 59 | 540 | | — | 8C-3612 | — | 2006 V8 5.4L Optional | | | | | | |
| 2007-06 V8 5.4L | 59 | 540 | | — | 8C-3612 | — | 2005-03 V8 4.6L | | | | | | |
| 2007-06 V8 5.4L Optional | 65 | 750 | | 230-6368 | — | — | 2005-01 V10 6.8L ex. Auxiliary | | | | | | |
| 2006-01 V10 6.8L Auxiliary | 65 | 625 | {3} | — | — | — | 2006 V10 6.8L Optional | | | | | | |
| 2006-01 V8 5.4L ex. Auxiliary | 65 | 650 | | 230-6368 | 250-0484 | — | 2006 V8 4.6L Optional | | | | | | |
| 2006-97 V8 5.4L Auxiliary | 65 | 625 | {3} | — | — | — | 2006 V8 5.4L Optional | | | | | | |
| 2006 V10 6.8L Optional | 65 | 750 | | 230-6368 | — | — | 2005-03 V8 4.6L | | | | | | |
| 2006 V8 4.6L Optional | 65 | 650 | | 230-6368 | 250-0484 | — | 2005-01 V10 6.8L ex. Auxiliary | | | | | | |
| 2006 V8 5.4L Optional | 65 | 650 | | 230-6368 | 250-0484 | — | 2006 V10 6.8L Optional | | | | | | |
| 2005-03 V8 4.6L | 65 | 650 | | 230-6368 | 250-0484 | — | 2006 V8 4.6L Optional | | | | | | |
| 2005-01 V10 6.8L ex. Auxiliary | 65 | 650 | | 230-6368 | 250-0484 | — | 2006 V8 5.4L Optional | | | | | | |

{1} Battery gasses need to be vented to outside. {3} Deep cycle battery required. Watch polarity!
 {15} Two batteries required. For best results, replace both. {212} Best Performance Estimate.

Passenger Cars FORD

IMPORTANT NOTE: BATTERIES CAN EXPLODE! Always wear safety glasses AND shield eyes when working around batteries. Always check for proper polarity and sufficient terminal clearance BEFORE final installation to avoid dangerous sparks, potential explosion, possible severe personal injury and/or expensive electrical system and/or vehicle/equipment damage or fire.

| MAKE EQUIPMENT TYPE YEAR / MODEL | O.E. BCI NO. | CCA @ ° F | Notes | PREMIUM HIGH OUTPUT | GENERAL SERVICE | |
|--|--------------------|-----------------|-------|---------------------------|-----------------|----------|
| | | | | | (U.S. Only) | |
| FORD (Continued) | | | | | | |
| E Series Vans (Continued) | | | | | | |
| 2005-01 V8 4.6L Auxiliary | 65 | 625 | {3} | — | — | — |
| 2005-01 V8 4.6L ex. Auxiliary | 65 | 650 | | 230-6368 | 250-0484 | — |
| 2004-03 V8 5.4L | 65 | 650 | | 230-6368 | 250-0484 | — |
| 2003-01 V6 4.2L Auxiliary | 65 | 625 | {3} | — | — | — |
| 2003-01 V6 4.2L ex. Auxiliary | 65 | 650 | | 230-6368 | 250-0484 | — |
| 2003-97 V8 7.3L Diesel | 65 | 750 | {15} | 230-6368 | — | — |
| 2000-97 V10 6.8L | 65 | 750 | | 230-6368 | — | — |
| 2000-97 V6 4.2L | 65 | 650 | | 230-6368 | 250-0484 | — |
| 2000-97 V8 4.6L | 65 | 650 | | 230-6368 | 250-0484 | — |
| 2000-97 V8 5.4L ex. Auxiliary | 65 | 750 | | 230-6368 | — | — |
| 1996-92 L6 4.9L Auxiliary | 50 | 500 | | — | — | — |
| 1996-92 L6 4.9L ex. Auxiliary | 65 | 650 | | 230-6368 | 250-0484 | — |
| 1996-92 V8 5.0L Auxiliary | 50 | 500 | | — | — | — |
| 1996-92 V8 5.0L ex. Auxiliary | 65 | 750 | | 230-6368 | — | — |
| 1996-92 V8 5.8L Auxiliary | 50 | 500 | | — | — | — |
| 1996-92 V8 5.8L ex. Auxiliary | 65 | 650 | | 230-6368 | 250-0484 | — |
| 1996-92 V8 7.3L Diesel, Left Side | 65 | 850 | | 230-6368 | — | — |
| 1996-92 V8 7.3L Diesel, Right Side | 50 | 600 | | — | — | — |
| 1996-92 V8 7.5L Auxiliary | 50 | 500 | | — | — | — |
| 1996-92 V8 7.5L ex. Auxiliary | 65 | 650 | | 230-6368 | 250-0484 | — |
| 1991-90 L6 4.9L | 64 | 535 | | — | — | — |
| 1991-90 V8 5.0L Auxiliary | 24F | 375 | | — | 3T-5858 | 250-0489 |
| 1991-90 V8 5.0L ex. Auxiliary | 64 | 535 | | — | — | — |
| 1991-90 V8 5.8L Auxiliary | 24F | 350 | | — | 3T-5858 | 250-0489 |
| 1991-90 V8 5.8L ex. Auxiliary | 64 | 535 | | — | — | — |
| 1991-90 V8 7.3L Diesel | 27 | 700 | {15} | — | 8C-3601 | 250-0486 |
| 1991-90 V8 7.5L Auxiliary | 24F | 350 | | — | 3T-5858 | 250-0489 |
| 1991-90 V8 7.5L ex. Auxiliary | 64 | 535 | | — | — | — |
| E-550 Super Duty | | | | | | |
| 2003 V10 6.8L Auxiliary | 65 | 625 | {3} | — | — | — |
| 2003 V10 6.8L ex. Auxiliary | 65 | 650 | | 230-6368 | 250-0484 | — |
| 2003 V8 7.3L Diesel | 65 | 750 | {15} | 230-6368 | — | — |
| Edge | | | | | | |
| 2010 V6 3.5L | 36R | 650 | | — | — | — |
| 2009-08 V6 3.5L | 36R | 600 | | — | — | — |
| 2007 V6 3.5L | 36R | 580 | | — | — | — |

| MAKE EQUIPMENT TYPE YEAR / MODEL | O.E. BCI NO. | CCA @ ° F | Notes | PREMIUM HIGH OUTPUT | GENERAL SERVICE | |
|--|--------------------|-----------------|-------|---------------------------|-----------------|---|
| | | | | | (U.S. Only) | |
| FORD (Continued) | | | | | | |
| Escape | | | | | | |
| 2010-09 L4 2.5L Exc Hybrid | 40R | 590 | | — | — | — |
| 2010-09 L4 2.5L Hybrid 96R | 96R | 500 | | — | — | — |
| 2010 V6 3.0L | 96R | 500 | | — | — | — |
| 2009-01 V6 3.0L | 40R | 590 | | — | — | — |
| 2008-05 L4 2.3L Hybrid 96R | 96R | 500 | | — | — | — |
| 2008-05 L4 2.3L ex. Hybrid | 40R | 590 | | — | — | — |
| 2004-01 L4 2.0L | 96R | 500 | | — | — | — |
| Escort, EXP, ZX2 | | | | | | |
| 2003-98 L4 2.0L | 58 | 500 | | 175-4280 | 8C-3612 | — |
| 1997 L4 2.0L | 58 | 540 | | — | 8C-3612 | — |
| 1996-95 L4 1.8L | 35 | 540 | | — | 250-0487 | — |
| 1996-91 L4 1.9L | 35 | 460 | | — | 250-0487 | — |
| 1994-91 L4 1.8L | 35 | 460 | | — | 250-0487 | — |
| 1990 L4 1.9L | 58 | 540 | | — | 8C-3612 | — |
| Excursion | | | | | | |
| 2005-03 V8 6.0L Diesel | 65 | 750 | {15} | 230-6368 | — | — |
| 2005-00 V10 6.8L | 65 | 750 | | 230-6368 | — | — |
| 2005-00 V8 5.4L | 65 | 750 | | 230-6368 | — | — |
| 2003-00 V8 7.3L Diesel | 65 | 750 | {15} | 230-6368 | — | — |
| Expedition | | | | | | |
| 2010-97 V8 5.4L | 65 | 650 | | 230-6368 | 250-0484 | — |
| 2010 V8 5.4L Optional | 65 | 750 | | 230-6368 | — | — |
| 2008-01 V8 5.4L Optional | 65 | 750 | | 230-6368 | — | — |
| 2004-01 V8 4.6L Optional | 65 | 750 | | 230-6368 | — | — |
| 2004-97 V8 4.6L | 65 | 650 | | 230-6368 | 250-0484 | — |
| Explorer | | | | | | |
| 2010-02 V8 4.6L | 65 | 650 | | 230-6368 | 250-0484 | — |
| 2010-91 V6 4.0L | 65 | 650 | | 230-6368 | 250-0484 | — |
| 2008 V6 4.0L Optional | 65 | 750 | | 230-6368 | — | — |
| 2008 V8 4.6L Optional | 65 | 750 | | 230-6368 | — | — |
| 2006 V6 4.0L Optional | 65 | 750 | | 230-6368 | — | — |
| 2006 V8 4.6L Optional | 65 | 750 | | 230-6368 | — | — |
| 2001-96 V8 5.0L | 65 | 650 | | 230-6368 | 250-0484 | — |
| Explorer Sport Trac | | | | | | |
| 2010-07 V6 4.0L | 65 | 650 | | 230-6368 | 250-0484 | — |
| 2010-07 V8 4.6L | 65 | 650 | | 230-6368 | 250-0484 | — |
| 2005-01 V6 4.0L | 65 | 650 | | 230-6368 | 250-0484 | — |
| F Super Duty | | | | | | |
| 1997 V8 7.3L Diesel | 65 | 750 | {15} | 230-6368 | — | — |
| 1997 V8 7.5L | 59 | 540 | | — | 8C-3612 | — |
| 1997 V8 7.5L Optional | 65 | 750 | | 230-6368 | — | — |
| 1996-90 V8 7.3L Diesel | 65 | 850 | {15} | 230-6368 | — | — |
| 1996-90 V8 7.5L | 65 | 650 | | 230-6368 | 250-0484 | — |
| F-100, F150 1/2 Ton - Pickup | | | | | | |
| 2010-07 V8 5.4L | 59 | 540 | | — | 8C-3612 | — |
| 2010-07 V8 5.4L Optional | 65 | 650 | | 230-6368 | 250-0484 | — |
| 2010-06 V8 4.6L | 59 | 540 | | — | 8C-3612 | — |
| 2010-06 V8 4.6L Optional | 65 | 650 | | 230-6368 | 250-0484 | — |
| 2010 V8 6.2L | NA | NA | | — | — | — |

Passenger Cars

FORD



IMPORTANT NOTE: BATTERIES CAN EXPLODE! Always wear safety glasses AND shield eyes when working around batteries. Always check for proper polarity and sufficient terminal clearance BEFORE final installation to avoid dangerous sparks, potential explosion, possible severe personal injury and/or expensive electrical system and/or vehicle/equipment damage or fire.

| MAKE EQUIPMENT TYPE YEAR / MODEL | O.E. BCI NO. | CCA @ 0° F | Notes | PREMIUM HIGH OUTPUT | GENERAL SERVICE | |
|---|--------------------|------------------|-------|---------------------------|-----------------|---|
| | | | | | (U.S. Only) | |
| FORD (Continued) | | | | | | |
| F-100, F150 1/2 Ton Pickup (Continued) | | | | | | |
| 2008-06 V6 4.2L | 59 | 540 | | — | 8C-3612 | — |
| 2008-06 V6 4.2L Optional | 65 | 650 | | 230-6368 | 250-0484 | — |
| 2006-97 V8 5.4L Canada or Optional US | 65 | 650 | | 230-6368 | 250-0484 | — |
| 2006-97 V8 5.4L US | 59 | 540 | | — | 8C-3612 | — |
| 2005-97 V6 4.2L Canada or Optional US | 65 | 650 | | 230-6368 | 250-0484 | — |
| 2005-97 V6 4.2L US | 59 | 540 | | — | 8C-3612 | — |
| 2005-97 V8 4.6L Canada or Optional US | 65 | 650 | | 230-6368 | 250-0484 | — |
| 2005-97 V8 4.6L US | 59 | 540 | | — | 8C-3612 | — |
| 1996-90 L6 4.9L | 65 | 650 | | 230-6368 | 250-0484 | — |
| 1996-90 V8 5.0L | 65 | 650 | | 230-6368 | 250-0484 | — |
| 1996-90 V8 5.8L | 65 | 650 | | 230-6368 | 250-0484 | — |
| F-250 Pickup (Includes Super Duty) | | | | | | |
| 2010-09 V8 6.4L Diesel | 65 | 750 | {15} | 230-6368 | — | — |
| 2010-06 V8 5.4L | 65 | 650 | | 230-6368 | 250-0484 | — |
| 2010-00 V10 6.8L Optional | 65 | 750 | | 230-6368 | — | — |
| 2010-99 V10 6.8L | 65 | 650 | | 230-6368 | 250-0484 | — |
| 2010 V8 5.4L Optional | 65 | 750 | | 230-6368 | — | — |
| 2010 V8 6.4L | 65 | 650 | {15} | 230-6368 | 250-0484 | — |
| 2008 V8 5.4L Optional | 65 | 750 | | 230-6368 | — | — |
| 2008 V8 6.4L | 65 | 650 | {15} | 230-6368 | 250-0484 | — |
| 2008 V8 6.4L Optional Diesel | 65 | 750 | {15} | 230-6368 | — | — |
| 2007-03 V8 6.0L Diesel | 65 | 750 | {15} | 230-6368 | — | — |
| 2005-98 V8 5.4L | 65 | 750 | | 230-6368 | — | — |
| 2003-99 V8 7.3L Diesel | 65 | 750 | {15} | 230-6368 | — | — |
| 1999-97 V8 4.6L | 65 | 650 | | 230-6368 | 250-0484 | — |
| 1997-90 V8 5.8L | 65 | 650 | | 230-6368 | 250-0484 | — |
| 1997 V8 5.4L | 59 | 540 | | — | 8C-3612 | — |
| 1997 V8 5.4L Optional | 65 | 750 | | 230-6368 | — | — |
| 1997 V8 7.3L Diesel | 65 | 750 | {15} | 230-6368 | — | — |
| 1997 V8 7.5L | 59 | 540 | | — | 8C-3612 | — |
| 1997 V8 7.5L Optional | 65 | 750 | | 230-6368 | — | — |
| 1996-90 L6 4.9L | 65 | 650 | | 230-6368 | 250-0484 | — |
| 1996-90 V8 5.0L | 65 | 650 | | 230-6368 | 250-0484 | — |
| 1996-90 V8 7.3L Diesel | 65 | 850 | {15} | 230-6368 | — | — |
| 1996-90 V8 7.5L | 65 | 650 | | 230-6368 | 250-0484 | — |
| 1996-90 V8 7.5L Optional | 65 | 850 | | 230-6368 | — | — |
| F-350 Pickup (Includes Super Duty) | | | | | | |
| 2010-09 V8 6.4L Diesel | 65 | 750 | {15} | 230-6368 | — | — |
| 2010-08 V8 5.4L Optional | 65 | 750 | | 230-6368 | — | — |
| 2010-07 V10 6.8L Optional | 65 | 750 | | 230-6368 | — | — |
| 2010-99 V10 6.8L | 65 | 650 | | 230-6368 | 250-0484 | — |
| 2010-99 V8 5.4L | 65 | 650 | | 230-6368 | 250-0484 | — |
| 2008 V8 6.4L | 65 | 650 | {15} | 230-6368 | 250-0484 | — |

| MAKE EQUIPMENT TYPE YEAR / MODEL | O.E. BCI NO. | CCA @ 0° F | Notes | PREMIUM HIGH OUTPUT | GENERAL SERVICE | |
|---|--------------------|------------------|-------|---------------------------|-----------------|----------|
| | | | | | (U.S. Only) | |
| FORD (Continued) | | | | | | |
| F-350 Pickup (Includes Super Duty) (Continued) | | | | | | |
| 2008 V8 6.4L Optional Diesel | 65 | 750 | {15} | 230-6368 | — | — |
| 2007-03 V8 6.0L Diesel | 65 | 750 | {15} | 230-6368 | — | — |
| 2003-99 V8 7.3L Diesel | 65 | 750 | {15} | 230-6368 | — | — |
| 1997-90 V8 7.3L Diesel | 65 | 750 | {15} | 230-6368 | — | — |
| 1997 V8 5.8L | 59 | 540 | | — | 8C-3612 | — |
| 1997 V8 7.5L | 59 | 540 | | — | 8C-3612 | — |
| 1997 V8 7.5L Optional | 65 | 850 | | 230-6368 | — | — |
| 1996-90 L6 4.9L | 65 | 650 | | 230-6368 | 250-0484 | — |
| 1996-90 V8 5.8L | 65 | 650 | | 230-6368 | 250-0484 | — |
| 1996-90 V8 7.5L | 65 | 650 | | 230-6368 | 250-0484 | — |
| F-450 Super Duty | | | | | | |
| 2010 V8 6.4L | 65 | 650 | {15} | 230-6368 | 250-0484 | — |
| 2009 V8 6.4L Diesel | 65 | 750 | {15} | 230-6368 | — | — |
| 2008-06 V10 6.8L | 65 | 650 | | 230-6368 | 250-0484 | — |
| 2008 V8 6.4L | 65 | 650 | | 230-6368 | 250-0484 | — |
| 2008 V8 6.4L Optional | 65 | 750 | | 230-6368 | — | — |
| 2007-03 V8 6.0L Diesel | 65 | 750 | {15} | 230-6368 | — | — |
| 2005-99 V10 6.8L | 65 | 750 | | 230-6368 | — | — |
| 2003-99 V8 7.3L Diesel | 65 | 750 | {15} | 230-6368 | — | — |
| F-550 Super Duty | | | | | | |
| 2010-09 V10 6.8L | 65 | 650 | | 230-6368 | 250-0484 | — |
| 2010-08 V8 6.4L Diesel | 65 | 750 | {15} | 230-6368 | — | — |
| 2010 V10 6.8L Optional | 65 | 750 | | 230-6368 | 250-0484 | — |
| 2009 V10 6.8L | 65 | 750 | | 230-6368 | — | — |
| 2008 V10 6.8L Diesel | 65 | 750 | {15} | 230-6368 | — | — |
| 2007-03 V8 6.0L Diesel | 65 | 750 | {15} | 230-6368 | — | — |
| 2007-99 V10 6.8L | 65 | 650 | | 230-6368 | 250-0484 | — |
| 2003-99 V8 7.3L Diesel | 65 | 750 | {15} | 230-6368 | — | — |
| F53 | | | | | | |
| 1997 V8 7.5L | 59 | 540 | | — | 8C-3612 | — |
| 1996-90 V8 7.5L | 65 | 650 | | 230-6368 | 250-0484 | — |
| F59 | | | | | | |
| 1994-90 V8 7.3L | 65 | 750 | | 230-6368 | — | — |
| Festiva | | | | | | |
| 1993-90 L4 1.3L | 35 | 390 | | — | 3T-5859 | 250-0489 |
| Five Hundred | | | | | | |
| 2007-05 V6 3.0L | 36R | 540 | | — | — | — |
| 2007-05 V6 3.0L Optional | 36R | 600 | | — | — | — |
| Flex | | | | | | |
| 2010-09 V6 3.5L | 65 | 650 | | 230-6368 | 250-0484 | — |
| Focus | | | | | | |
| 2010 L4 2.0L | 96R | 590 | | — | — | — |
| 2009-05 L4 2.0L | 96R | 500 | | — | — | — |
| 2007 L4 2.3L | 96R | 540 | | — | — | — |
| 2006-03 L4 2.3L | 40R | 590 | | — | — | — |
| 2004-03 L4 2.0L Exc. Z-Tech | 40R | 590 | | — | — | — |
| 2004-03 L4 2.0L Z-Tech | 96R | 500 | | — | — | — |
| 2002-01 L4 2.0L Exc. Z-Tech | 96R | 500 | | — | — | — |
| 2002-01 L4 2.0L Z-Tech | 40R | 590 | | — | — | — |

{15} Two batteries required. For best results, replace both. {46} Battery located in trunk. Spare tire may have to be removed.

Auto & LTV

Passenger Cars FORD

IMPORTANT NOTE: BATTERIES CAN EXPLODE! Always wear safety glasses AND shield eyes when working around batteries. Always check for proper polarity and sufficient terminal clearance BEFORE final installation to avoid dangerous sparks, potential explosion, possible severe personal injury and/or expensive electrical system and/or vehicle/equipment damage or fire.

| MAKE EQUIPMENT TYPE YEAR / MODEL | O.E. BCI NO. | CCA @ ° F | Notes | PREMIUM HIGH OUTPUT | | GENERAL SERVICE | |
|---|--------------------|-----------------|-------|---------------------------|----------|-----------------|--|
| | | | | | | (U.S. Only) | |
| FORD (Continued) | | | | | | | |
| Focus (Continued) | | | | | | | |
| 2001-00 L4 2.0L | 96R | 500 | | — | — | — | |
| 2000 L4 2.0L Optional | 40R | 540 | | — | — | — | |
| 2000 L4 2.0L Optional | 40R | 590 | | — | — | — | |
| Freestar | | | | | | | |
| 2007-04 V6 3.9L | 59 | 540 | | — | 8C-3612 | — | |
| 2007-04 V6 3.9L Optional | 65 | 650 | | 230-6368 | 250-0484 | — | |
| 2007-04 V6 4.2L | 59 | 540 | | — | 8C-3612 | — | |
| 2007-04 V6 4.2L Optional | 65 | 650 | | 230-6368 | 250-0484 | — | |
| Freestyle | | | | | | | |
| 2007-06 V6 3.0L Optional | 36R | 600 | | — | — | — | |
| 2007-05 V6 3.0L | 36R | 540 | | — | — | — | |
| Fusion | | | | | | | |
| 2010 L4 2.5L | 96R | 590 | | — | — | — | |
| 2010 V6 3.0L | 96R | 590 | | — | — | — | |
| 2010 V6 3.5L | 96R | 590 | | — | — | — | |
| 2009-08 L4 2.3L | 96R | 500 | | — | — | — | |
| 2009-08 V6 3.0L | 96R | 500 | | — | — | — | |
| 2009 L4 2.3L Hybrid 67R | 390 | | | — | — | — | |
| 2007 L4 2.3L | 96R | 590 | | — | — | — | |
| 2007 V6 3.0L | 96R | 590 | | — | — | — | |
| 2006 L4 2.3L | 40R | 590 | | — | — | — | |
| 2006 V6 3.0L | 40R | 590 | | — | — | — | |
| GT, GXL | | | | | | | |
| 2006-05 V8 5.4L | NA | 720 | | — | — | — | |
| LTD (Includes LTD II & Country Squire) | | | | | | | |
| 1991-90 V8 5.0L | 58 | 540 | | — | 8C-3612 | — | |
| Mustang | | | | | | | |
| 2010-08 V8 4.6L | 96R | 500 | | — | — | — | |
| 2010-07 V8 5.4L | 40R | 590 | | — | — | — | |
| 2010-05 V6 4.0L | 96R | 500 | | — | — | — | |
| 2009-08 V6 4.0L SEO | 40R | 590 | | — | — | — | |
| 2009-07 V8 4.6L SEO | 40R | 590 | | — | — | — | |
| 2007-05 V8 4.6L | 96R | 500 | | — | — | — | |
| 2006-05 V6 4.0L Optional | 40R | 590 | | — | — | — | |
| 2006-05 V8 4.6L Optional | 40R | 590 | | — | — | — | |
| 2004-97 V6 3.8L | 59 | 540 | | — | 8C-3612 | — | |
| 2004-97 V8 4.6L | 59 | 540 | | — | 8C-3612 | — | |
| 2004 V6 3.9L | 59 | 540 | | — | 8C-3612 | — | |
| 2000 V8 5.4L | 59 | 540 | | — | 8C-3612 | — | |
| 1996 V6 3.8L Early Model | 58 | 540 | | — | 8C-3612 | — | |
| 1996 V6 3.8L Late Model | 59 | 540 | | — | 8C-3612 | — | |
| 1996 V8 4.6L Early Model | 58 | 540 | | — | 8C-3612 | — | |
| 1996 V8 4.6L Late Model | 59 | 540 | | — | 8C-3612 | — | |
| 1995-94 V6 3.8L | 58 | 540 | | — | 8C-3612 | — | |
| 1995-90 V8 5.0L | 58 | 540 | | — | 8C-3612 | — | |
| 1995 V8 5.8L | 58 | 540 | | — | 8C-3612 | — | |
| 1993 L4 2.3L Early Model | 58 | 540 | | — | 8C-3612 | — | |

| MAKE EQUIPMENT TYPE YEAR / MODEL | O.E. BCI NO. | CCA @ ° F | Notes | PREMIUM HIGH OUTPUT | | GENERAL SERVICE | |
|--|--------------------|-----------------|-------|---------------------------|----------|-----------------|----------|
| | | | | | | (U.S. Only) | |
| FORD (Continued) | | | | | | | |
| Mustang (Continued) | | | | | | | |
| 1993 L4 2.3L Late Model | 59 | 540 | | — | — | 8C-3612 | — |
| 1992-90 L4 2.3L | 58 | 540 | | — | — | 8C-3612 | — |
| Probe | | | | | | | |
| 1997-93 L4 2.0L | 58R | 580 | | — | — | — | — |
| 1997-93 V6 2.5L | 58R | 580 | | — | — | — | — |
| 1992-90 L4 2.2L | 56 | 505 | | — | — | 8C-3611 | — |
| 1992-90 V6 3.0L | 58R | 580 | | — | — | — | — |
| Ranger Pickup | | | | | | | |
| 2010-01 L4 2.3L | 59 | 540 | | — | — | 8C-3612 | — |
| 2010-97 V6 4.0L | 59 | 540 | | — | — | 8C-3612 | — |
| 2008-97 V6 3.0L | 59 | 540 | | — | — | 8C-3612 | — |
| 2002-99 Electric | 59 | 540 | | — | — | 8C-3612 | — |
| 2001-98 L4 2.5L | 59 | 540 | | — | — | 8C-3612 | — |
| 1997 L4 2.3L | 59 | 540 | | — | — | 8C-3612 | — |
| 1996-91 V6 3.0L Standard Cab | 58 | 540 | | — | — | 8C-3612 | — |
| 1996-91 V6 3.0L Super Cab | 65 | 650 | | 230-6368 | 250-0484 | — | — |
| 1996-90 L4 2.3L Standard Cab | 58 | 540 | | — | — | 8C-3612 | — |
| 1996-90 L4 2.3L Super Cab | 65 | 650 | | 230-6368 | 250-0484 | — | — |
| 1996-90 V6 4.0L | 65 | 650 | | 230-6368 | 250-0484 | — | — |
| 1992-90 V6 2.9L Standard Cab | 58 | 540 | | — | — | 8C-3612 | — |
| 1992-90 V6 2.9L Super Cab | 65 | 650 | | 230-6368 | 250-0484 | — | — |
| Taurus | | | | | | | |
| 2010 V6 3.5L SHO | 65 | 650 | | 230-6368 | 250-0484 | — | — |
| 2010 V6 3.5L ex. SHO | 59 | 540 | | — | — | 8C-3612 | — |
| 2009-08 V6 3.5L | 59 | 540 | | — | — | 8C-3612 | — |
| 2007-06 V6 3.0L | 36R | 540 | | — | — | — | — |
| 2007-06 V6 3.0L Optional | 36R | 600 | | — | — | — | — |
| 2005-01 V6 3.0L | 36R | 600 | | — | — | — | — |
| 2000 V6 3.0L DOHC | 36R | 600 | | — | — | — | — |
| 2000 V6 3.0L US | 58R | 540 | | — | — | — | — |
| 1999 V6 3.0L DOHC | 36R | 650 | | — | — | — | — |
| 1999 V6 3.0L OHV | 58R | 540 | | — | — | — | — |
| 1999 V8 3.4L | 36R | 600 | | — | — | — | — |
| 1998-96 V6 3.0L Canada, DOHC | 36R | 650 | | — | — | — | — |
| 1998-96 V6 3.0L US | 58R | 540 | | — | — | — | — |
| 1998-96 V8 3.4L SHO | 36R | 600 | | — | — | — | — |
| 1995-93 V6 3.2L SHO | 34 | 650 | | — | — | 250-0486 | 127-0826 |
| 1995-90 V6 3.0L SHO | 34 | 650 | | — | — | 250-0486 | 127-0826 |
| 1995-90 V6 3.0L ex. SHO | 58 | 540 | | — | — | 8C-3612 | — |
| 1995-90 V6 3.8L | 65 | 850 | | 230-6368 | — | — | — |
| 1991-90 L4 2.5L | 65 | 650 | | 230-6368 | 250-0484 | — | — |
| Taurus X | | | | | | | |
| 2009-08 V6 3.5L | 59 | 540 | | — | — | 8C-3612 | — |
| Tempo | | | | | | | |
| 1994-92 V6 3.0L | 58 | 460 | | 175-4280 | 8C-3612 | — | — |
| 1994-90 L4 2.3L | 58 | 540 | | — | 8C-3612 | — | — |
| Thunderbird | | | | | | | |
| 2005-02 V8 3.9L | 66 | 650 | {46} | 230-6368 | 250-0484 | — | — |
| 1997-94 V8 4.6L | 65 | 650 | | 230-6368 | 250-0484 | — | — |

Passenger Cars

FORD — GMC LIGHT TRUCKS & VANS



IMPORTANT NOTE: BATTERIES CAN EXPLODE! Always wear safety glasses AND shield eyes when working around batteries. Always check for proper polarity and sufficient terminal clearance BEFORE final installation to avoid dangerous sparks, potential explosion, possible severe personal injury and/or expensive electrical system and/or vehicle/equipment damage or fire.

| MAKE EQUIPMENT TYPE YEAR / MODEL | O.E. BCI NO. | CCA @ 0° F | Notes | PREMIUM HIGH OUTPUT | GENERAL SERVICE | |
|---|--------------------|------------------|-------|---------------------------|-----------------|--------------|
| | | | | | (U.S. Only) | |
| FORD (Continued) | | | | | | |
| Thunderbird (Continued) | | | | | | |
| 1997-90 V6 3.8L Canada, Supercharged 65 | 650 | | | 230-6368 | 250-0484 | — |
| 1997 V6 3.8L ex. Canada and Supercharger 59 | 540 | | | — | 8C-3612 | — |
| 1996-90 V6 3.8L ex. Canada and Supercharger 58 | 540 | | | — | 8C-3612 | — |
| 1993-91 V8 5.0L | 65 | 650 | | 230-6368 | 250-0484 | — |
| Transit Connect | | | | | | |
| 2010 L4 2.0L | 96R | 590 | | — | — | — |
| Windstar | | | | | | |
| 2003-95 V6 3.8L | 65 | 650 | | 230-6368 | 250-0484 | — |
| 2000-97 V6 3.0L US, ex. Trailer Tow Pkg. | 59 | 540 | | — | 8C-3612 | — |
| 2000 V6 3.0L Canada or Trailer Tow Pkg or Eng Htr | 65 | 750 | | 230-6368 | — | — |
| 1999-97 V6 3.0L Canada or Trailer Tow Pkg. | 65 | 650 | | 230-6368 | 250-0484 | — |
| 1996 V6 3.0L Canada or Trailer Tow Pkg or Eng Htr | 65 | 850 | | 230-6368 | — | — |
| 1995 V6 3.0L Canada or Trailer Tow Pkg. | 65 | 650 | | 230-6368 | 250-0484 | — |
| FREIGHTLINER | | | | | | |
| Sprinter 2500 | | | | | | |
| 2010-09 V6 3.0L | NA | NA | | — | — | — |
| 2008-07 V6 3.0L Diesel | 49 | 850 | | — | 307-0751{32} | — |
| 2008-07 V6 3.5L | 49 | 850 | | — | 307-0751{32} | — |
| 2006-02 L5 2.7L Diesel | 49 | 850 | | — | 307-0751{32} | — |
| Sprinter 3500 | | | | | | |
| 2010-09 V6 3.0L | NA | NA | | — | — | — |
| 2008-07 V6 3.0L Diesel | 49 | 850 | | — | 307-0751{32} | — |
| 2008-07 V6 3.5L | 49 | 850 | | — | 307-0751{32} | — |
| 2006-02 L5 2.7L Diesel | 49 | 850 | | — | 307-0751{32} | — |
| GEO | | | | | | |
| Metro | | | | | | |
| 1997-95 L3 1.0L | 26R | 390 | | — | 250-0489{32} | — |
| 1997-95 L4 1.3L | 26R | 390 | | — | 250-0489{32} | — |
| 1994 L3 1.0L | 26 | 390 | | — | 8C-3600 | 250-0489{32} |
| 1994 L4 1.3L | 26 | 390 | | — | 8C-3600 | 250-0489{32} |
| 1993-92 L4 1.3L | 26 | 440 | | — | 8C-3600 | 250-0489{32} |
| 1993 L3 1.0L | 26 | 440 | | — | 8C-3600 | 250-0489{32} |
| 1992 L3 1.0L | 26 | 390 | | — | 8C-3600 | 250-0489{32} |
| 1991-90 L3 1.0L | 26 | 440 | | — | 8C-3600 | 250-0489{32} |
| Prizm, Storm | | | | | | |
| 1997-93 L4 1.8L | 35 | 310 | | — | 3T-5859 | 250-0489 |
| 1997-90 L4 1.6L | 35 | 310 | | — | 3T-5859 | 250-0489 |
| 1993-92 L4 1.8L | 35 | 360 | | — | 3T-5859 | 250-0489 |
| 1993-90 L4 1.6L | 35 | 360 | | — | 3T-5859 | 250-0489 |
| Tracker | | | | | | |
| 1997-95 L4 1.6L | 26R | 500 | | — | 250-0489{32} | — |
| 1994-90 L4 1.6L | 26 | 525 | | — | 8C-3600 | 250-0489{32} |

| MAKE EQUIPMENT TYPE YEAR / MODEL | O.E. BCI NO. | CCA @ 0° F | Notes | PREMIUM HIGH OUTPUT | GENERAL SERVICE | |
|---|--------------------|------------------|-------|---------------------------|-----------------|----------|
| | | | | | (U.S. Only) | |
| GMC LIGHT TRUCKS & VANS | | | | | | |
| Acadia | | | | | | |
| 2010 V6 3.6L | 48 | 660 | {1} | — | 307-0751 | — |
| 2009-07 V6 3.6L | 48 | 730 | {1} | — | — | — |
| C & K Pickups | | | | | | |
| 2002-01 V8 8.1L | 78 | 690 | | — | 7X-6100 | 250-0486 |
| 2002-94 V8 6.5L Diesel | 78 | 690 | {15} | — | 7X-6100 | 250-0486 |
| 2000-91 V8 5.7L | 78 | 600 | | — | 7X-6100 | 250-0486 |
| 2000-90 V8 7.4L | 78 | 630 | | — | 7X-6100 | 250-0486 |
| 1999-90 V8 5.0L | 78 | 630 | | — | 7X-6100 | 250-0486 |
| 1998-96 V8 5.0L | 78 | 600 | | — | 7X-6100 | 250-0486 |
| 1998-91 V6 4.3L | 78 | 600 | | — | 7X-6100 | 250-0486 |
| 1993-92 V8 6.5L Diesel | 75 | 570 | {15} | — | 7X-6100 | 250-0489 |
| 1993-90 V8 6.2L Diesel | 75 | 570 | {15} | — | 7X-6100 | 250-0489 |
| 1991 V8 6.2L Diesel | 78 | 540 | {15} | — | 7X-6100 | 250-0489 |
| 1990 V6 4.3L | 75 | 525 | | — | 7X-6100 | 250-0489 |
| 1990 V8 5.0L | 75 | 525 | | — | 7X-6100 | 250-0489 |
| 1990 V8 5.0L Optional | 78 | 630 | | — | 7X-6100 | 250-0486 |
| 1990 V8 5.7L | 75 | 525 | | — | 7X-6100 | 250-0489 |
| 1990 V8 5.7L Optional | 78 | 630 | | — | 7X-6100 | 250-0486 |
| C & K Suburbans, Suburbans (1500-2500) | | | | | | |
| 1999-98 V8 6.5L Diesel | 78 | 770 | {15} | — | 127-0826 | — |
| 1999-98 V8 7.4L Optional | 78 | 770 | | — | 127-0826 | — |
| 1999-97 V8 5.7L Optional | 78 | 770 | | — | 127-0826 | — |
| 1999-92 V8 5.7L | 78 | 600 | | — | 7X-6100 | 250-0486 |
| 1999-92 V8 7.4L | 78 | 630 | | — | 7X-6100 | 250-0486 |
| 1997-94 V8 6.5L Diesel | 78 | 690 | {15} | — | 7X-6100 | 250-0486 |
| Canyon | | | | | | |
| 2010-09 V8 5.3L | 86 | 590 | {11} | — | — | — |
| 2010-08 L4 2.9L | 86 | 590 | {11} | — | — | — |
| 2010-07 L5 3.7L | 86 | 590 | {11} | — | — | — |
| 2007 L4 2.9L | 86 | 640 | {11} | — | — | — |
| 2006-04 L4 2.8L | 86 | 640 | {11} | — | — | — |
| 2006-04 L5 3.5L | 86 | 590 | {11} | — | — | — |
| Envoy | | | | | | |
| 2009-03 V8 5.3L | 78 | 600 | {11} | — | — | — |
| 2009-02 L6 4.2L | 78 | 600 | {11} | — | — | — |
| G Series Vans | | | | | | |
| 1996-94 V8 6.5L Diesel | 78 | 600 | {15} | — | 7X-6100 | 250-0486 |
| 1996-91 V6 4.3L | 78 | 600 | | — | 7X-6100 | 250-0486 |
| 1996-90 V8 5.7L | 78 | 630 | | — | 7X-6100 | 250-0486 |
| 1996-90 V8 7.4L | 78 | 630 | | — | 7X-6100 | 250-0486 |
| 1995-90 V8 5.0L | 78 | 630 | | — | 7X-6100 | 250-0486 |
| 1993-91 V6 4.3L | 78 | 630 | | — | 7X-6100 | 250-0486 |
| 1993-90 V8 6.2L Diesel | 78 | 540 | {15} | — | 7X-6100 | 250-0489 |
| 1991 V8 6.2L Diesel | 75 | 570 | {15} | — | 7X-6100 | 250-0489 |
| 1990 V6 4.3L | 75 | 525 | | — | 7X-6100 | 250-0489 |
| 1990 V6 4.3L Optional | 78 | 630 | | — | 7X-6100 | 250-0486 |
| 1990 V8 5.0L | 75 | 525 | | — | 7X-6100 | 250-0489 |
| 1990 V8 5.7L | 75 | 525 | | — | 7X-6100 | 250-0489 |
| Jimmy | | | | | | |
| 2005-92 V6 4.3L | 75 | 525 | | — | 7X-6100 | 250-0489 |
| 1994 V6 4.3L | 78 | 600 | | — | 7X-6100 | 250-0486 |
| 1993-92 V6 4.3L Optional | 78 | 630 | | — | 7X-6100 | 250-0486 |

{1} Battery gasses need to be vented to outside.

{11} Battery is encased within an Active Cooling Box with an air snorkel to the outside of the engine compartment.

{15} Two batteries required. For best results, replace both.

{32} Replacement battery is longer than OE. Hold-down and/or tray replacement may be necessary.

Passenger Cars GMC LIGHT TRUCKS & VANS

IMPORTANT NOTE: BATTERIES CAN EXPLODE! Always wear safety glasses AND shield eyes when working around batteries. Always check for proper polarity and sufficient terminal clearance BEFORE final installation to avoid dangerous sparks, potential explosion, possible severe personal injury and/or expensive electrical system and/or vehicle/equipment damage or fire.

| MAKE EQUIPMENT TYPE YEAR / MODEL | O.E. BCI NO. | CCA @ ° F | Notes | PREMIUM HIGH OUTPUT | GENERAL SERVICE | |
|--|--------------------|-----------------|-------|---------------------------|-----------------|----------|
| | | | | | (U.S. Only) | |
| GMC LIGHT TRUCKS & VANS (Continued) | | | | | | |
| Jimmy (Continued) | | | | | | |
| 1991-90 V8 6.2L Diesel | 78 | 540 | {15} | — | 7X-6100 | 250-0489 |
| 1991 V8 5.7L | 78 | 630 | | — | 7X-6100 | 250-0486 |
| 1990 V8 5.7L Auxiliary | 78 | 540 | | — | 7X-6100 | 250-0489 |
| 1990 V8 5.7L ex. Auxiliary | 75 | 525 | | — | 7X-6100 | 250-0489 |
| Jimmy - S/T Series (Includes S15) | | | | | | |
| 1991-90 V6 4.3L | 75 | 525 | | — | 7X-6100 | 250-0489 |
| 1991-90 V6 4.3L Optional | 78 | 630 | | — | 7X-6100 | 250-0486 |
| P35, P3500 1 Ton - Step Van | | | | | | |
| 1999-97 V6 4.3L | 78 | 600 | | — | 7X-6100 | 250-0486 |
| 1999-97 V8 5.7L | 78 | 600 | | — | 7X-6100 | 250-0486 |
| 1999-94 V8 6.5L Diesel | 78 | 600 | {15} | — | 7X-6100 | 250-0486 |
| 1999-94 V8 7.4L | 78 | 600 | | — | 7X-6100 | 250-0486 |
| 1996-94 V6 4.3L | 75 | 525 | | — | 7X-6100 | 250-0489 |
| 1996-90 V8 5.7L | 75 | 525 | | — | 7X-6100 | 250-0489 |
| 1993-90 V6 4.3L | 78 | 500 | | — | 7X-6100 | 250-0489 |
| 1993-90 V8 5.7L Optional | 78 | 630 | | — | 7X-6100 | 250-0486 |
| 1993-90 V8 6.2L Diesel | 78 | 540 | {15} | — | 7X-6100 | 250-0489 |
| 1993-90 V8 7.4L | 78 | 630 | | — | 7X-6100 | 250-0486 |
| 1991-90 L4 3.9L | 75 | 500 | | — | 7X-6100 | 250-0489 |
| R & V Pickups & Suburbans | | | | | | |
| 1991-90 V8 5.7L Auxiliary | 78 | 540 | | — | 7X-6100 | 250-0489 |
| 1991-90 V8 5.7L ex. Auxiliary | 78 | 630 | | — | 7X-6100 | 250-0486 |
| 1991-90 V8 7.4L | 78 | 630 | | — | 7X-6100 | 250-0486 |
| 1991-90 V8 7.4L Auxiliary | 78 | 540 | | — | 7X-6100 | 250-0489 |
| 1991-90 V8 7.4L ex. Auxiliary | 78 | 630 | | — | 7X-6100 | 250-0486 |
| 1991 V8 6.2L Diesel | 78 | 540 | {15} | — | 7X-6100 | 250-0489 |
| 1990 V8 5.7L | 75 | 525 | | — | 7X-6100 | 250-0489 |
| 1990 V8 6.2L Diesel | 75 | 570 | {15} | — | 7X-6100 | 250-0489 |
| S15 - Pickup | | | | | | |
| 1990 L4 2.5L | 75 | 525 | | — | 7X-6100 | 250-0489 |
| 1990 V6 2.8L | 75 | 525 | | — | 7X-6100 | 250-0489 |
| 1990 V6 4.3L | 75 | 525 | | — | 7X-6100 | 250-0489 |
| Safari | | | | | | |
| 2005-94 V6 4.3L SEO or Optional | 78 | 770 | | — | 127-0826 | — |
| 2005-94 V6 4.3L ex. SEO | 78 | 600 | | — | 7X-6100 | 250-0486 |
| 1993-91 V6 4.3L | 78 | 630 | | — | 7X-6100 | 250-0486 |
| 1990 L4 2.5L | 75 | 525 | | — | 7X-6100 | 250-0489 |
| 1990 L4 2.5L Optional | 78 | 630 | | — | 7X-6100 | 250-0486 |
| 1990 V6 4.3L | 75 | 525 | | — | 7X-6100 | 250-0489 |
| 1990 V6 4.3L Optional | 78 | 630 | | — | 7X-6100 | 250-0486 |
| Savana (Includes 1500, 2500, 3500) | | | | | | |
| 2010-07 V8 6.6L Diesel | 78 | 770 | {15} | — | 127-0826 | — |
| 2010-06 V8 5.3L | 78 | 600 | | — | 7X-6100 | 250-0486 |
| 2010-06 V8 6.0L | 78 | 600 | | — | 7X-6100 | 250-0486 |
| 2010-04 V8 4.8L | 78 | 600 | | — | 7X-6100 | 250-0486 |
| 2010 V6 4.3L | 78 | 600 | | — | 7X-6100 | 250-0486 |
| 2010 V6 4.3L Optional | 78 | 770 | | — | 127-0826 | — |

| MAKE EQUIPMENT TYPE YEAR / MODEL | O.E. BCI NO. | CCA @ ° F | Notes | PREMIUM HIGH OUTPUT | GENERAL SERVICE | |
|--|--------------------|-----------------|-------|---------------------------|-----------------|----------|
| | | | | | (U.S. Only) | |
| GMC LIGHT TRUCKS & VANS (Continued) | | | | | | |
| Savana (Includes 1500, 2500, 3500) (Continued) | | | | | | |
| 2010 V8 4.8L Optional | 78 | 770 | | — | 127-0826 | — |
| 2010 V8 5.3L Optional | 78 | 770 | | — | 127-0826 | — |
| 2010 V8 6.0L Optional | 78 | 770 | | — | 127-0826 | — |
| 2009-07 V6 4.3L | 78 | 600 | | — | 7X-6100 | — |
| 2006 V6 4.3L | 78 | 600 | | — | 7X-6100 | 250-0486 |
| 2006 V8 6.6L Diesel | 79 | 770 | | — | — | — |
| 2005-03 V6 4.3L Optional | 79 | 800 | | — | — | — |
| 2005-03 V6 4.3L ex. Supercharged | 78 | 600 | | — | 7X-6100 | 250-0486 |
| 2005-03 V8 4.8L Optional | 79 | 800 | | — | — | — |
| 2005-03 V8 4.8L ex. Supercharged | 78 | 600 | | — | 7X-6100 | 250-0486 |
| 2005-03 V8 5.3L Optional | 79 | 800 | | — | — | — |
| 2005-03 V8 5.3L ex. Supercharged | 78 | 600 | | — | 7X-6100 | 250-0486 |
| 2005-03 V8 6.0L Optional | 79 | 800 | | — | — | — |
| 2005-03 V8 6.0L ex. Supercharged | 78 | 600 | | — | 7X-6100 | 250-0486 |
| 2002-01 V8 8.1L | 78 | 600 | | — | 7X-6100 | 250-0486 |
| 2002-99 V8 6.5L | 78 | 600 | | — | 7X-6100 | 250-0486 |
| 2002-96 V6 4.3L | 78 | 600 | | — | 7X-6100 | 250-0486 |
| 2002-96 V8 5.0L | 78 | 600 | | — | 7X-6100 | 250-0486 |
| 2002-96 V8 5.7L | 78 | 600 | | — | 7X-6100 | 250-0486 |
| 2000-96 V8 7.4L | 78 | 630 | | — | 7X-6100 | 250-0486 |
| 1998-96 V8 6.5L Diesel | 78 | 600 | {15} | — | 7X-6100 | 250-0486 |
| Sierra C3 | | | | | | |
| 2001 V8 6.0L | 78 | 600 | | — | 7X-6100 | 250-0486 |
| 2001 V8 6.0L Optional | 78 | 770 | | — | 127-0826 | — |
| Sierra Pickup (Includes 1500, -HD, 2500, -HD, 3500) | | | | | | |
| 2010-09 V6 4.3L Optional | 48 | 730 | | — | — | — |
| 2010-09 V8 4.8L Optional | 48 | 730 | | — | — | — |
| 2010-09 V8 5.3L Optional | 48 | 730 | | — | — | — |
| 2010-09 V8 6.0L Optional | 48 | 730 | | — | — | — |
| 2010-09 V8 6.2L Optional | 48 | 730 | | — | — | — |
| 2010-08 V6 4.3L | 48 | 615 | | — | 307-0751 | — |
| 2010-08 V8 4.8L | 48 | 615 | | — | 307-0751 | — |
| 2010-08 V8 5.3L | 48 | 615 | | — | 307-0751 | — |
| 2010-08 V8 6.0L | 48 | 615 | | — | 307-0751 | — |
| 2010-08 V8 6.2L | 48 | 615 | | — | 307-0751 | — |
| 2010-08 V8 6.6L Diesel | 48 | 730 | {15} | — | — | — |
| 2008 V8 6.6L | 48 | 730 | {15} | — | — | — |
| 2007 V6 4.3L Early Model | 78 | 600 | | — | 7X-6100 | 250-0486 |
| 2007 V6 4.3L Late Model | 48 | 615 | | — | 307-0751 | — |

Passenger Cars

GMC LIGHT TRUCKS & VANS



IMPORTANT NOTE: BATTERIES CAN EXPLODE! Always wear safety glasses AND shield eyes when working around batteries. Always check for proper polarity and sufficient terminal clearance BEFORE final installation to avoid dangerous sparks, potential explosion, possible severe personal injury and/or expensive electrical system and/or vehicle/equipment damage or fire.

| MAKE EQUIPMENT TYPE YEAR / MODEL | O.E. BCI NO. | CCA @ ° F | Notes | PREMIUM HIGH OUTPUT | GENERAL SERVICE | |
|--|--------------------|-----------------|-------|---------------------------|-----------------|----------|
| | | | | | (U.S. Only) | |
| GMC LIGHT TRUCKS & VANS (Continued) | | | | | | |
| Sierra Pickup (Includes 1500, -HD, 2500, -HD, 3500) (Continued) | | | | | | |
| 2007 V8 4.8L Early Model | 78 | 600 | | — | 7X-6100 | 250-0486 |
| 2007 V8 4.8L Late Model | 48 | 615 | | — | 307-0751 | — |
| 2007 V8 5.3L Early Model | 78 | 600 | | — | 7X-6100 | 250-0486 |
| 2007 V8 5.3L Late Model | 48 | 615 | | — | 307-0751 | — |
| 2007 V8 6.0L Early Model | 78 | 600 | | — | 7X-6100 | 250-0486 |
| 2007 V8 6.0L Late Model | 48 | 615 | | — | 307-0751 | — |
| 2007 V8 6.2L Early Model | 78 | 600 | | — | 7X-6100 | 250-0486 |
| 2007 V8 6.2L Late Model | 48 | 615 | | — | 307-0751 | — |
| 2007 V8 6.6L Early Model | 78 | 600 | {15} | — | 7X-6100 | 250-0486 |
| 2007 V8 6.6L Late Model | 48 | 615 | | — | 307-0751 | — |
| 2007 V8 6.6L Late Model, Diesel | 48 | 615 | {15} | — | 307-0751 | — |
| 2007 V8 8.1L Early Model | 78 | 600 | | — | 7X-6100 | 250-0486 |
| 2007 V8 8.1L Late Model | 48 | 615 | | — | 307-0751 | — |
| 2006-01 V8 6.6L Diesel | 78 | 770 | {15} | — | 127-0826 | — |
| 2006-01 V8 8.1L | 78 | 600 | | — | 7X-6100 | 250-0486 |
| 2006-99 V6 4.3L | 78 | 600 | | — | 7X-6100 | 250-0486 |
| 2006-99 V8 4.8L | 78 | 600 | | — | 7X-6100 | 250-0486 |
| 2006-99 V8 5.3L | 78 | 600 | | — | 7X-6100 | 250-0486 |
| 2006-99 V8 6.0L | 78 | 600 | | — | 7X-6100 | 250-0486 |
| 2006 V6 4.3L Optional | 78 | 690 | | — | 7X-6100 | 250-0486 |
| 2006 V8 4.8L Optional | 78 | 690 | | — | 7X-6100 | 250-0486 |
| 2006 V8 5.3L Optional | 78 | 690 | | — | 7X-6100 | 250-0486 |
| 2006 V8 6.0L Optional | 78 | 690 | | — | 7X-6100 | 250-0486 |
| 2006 V8 8.1L Optional | 78 | 690 | | — | 7X-6100 | 250-0486 |
| 2005-01 V8 6.0L Optional | 78 | 770 | | — | 127-0826 | — |
| 2005-01 V8 8.1L Optional | 78 | 770 | | — | 127-0826 | — |
| 2005-99 V6 4.3L Optional | 78 | 770 | | — | 127-0826 | — |
| 2005-99 V8 4.8L Optional | 78 | 770 | | — | 127-0826 | — |
| 2005-99 V8 5.3L Optional | 78 | 770 | | — | 127-0826 | — |
| 2004 V8 6.6L | 78 | 770 | | — | 127-0826 | — |

| MAKE EQUIPMENT TYPE YEAR / MODEL | O.E. BCI NO. | CCA @ ° F | Notes | PREMIUM HIGH OUTPUT | GENERAL SERVICE | |
|--|--------------------|-----------------|-------|---------------------------|-----------------|----------|
| | | | | | (U.S. Only) | |
| GMC LIGHT TRUCKS & VANS (Continued) | | | | | | |
| Sonoma | | | | | | |
| 2004-91 V6 4.3L | 75 | 525 | | — | 7X-6100 | 250-0489 |
| 2003-94 L4 2.2L | 75 | 525 | | — | 7X-6100 | 250-0489 |
| 1993-91 L4 2.5L | 75 | 525 | | — | 7X-6100 | 250-0489 |
| 1993-91 L4 2.5L Optional | 78 | 630 | | — | 7X-6100 | 250-0486 |
| 1993-91 V6 2.8L | 75 | 525 | | — | 7X-6100 | 250-0489 |
| 1993-91 V6 2.8L Optional | 78 | 690 | | — | 7X-6100 | 250-0486 |
| Syclone | | | | | | |
| 1991 V6 4.3L | 75 | 525 | | — | 7X-6100 | 250-0489 |
| 1991 V6 4.3L Optional | 78 | 630 | | — | 7X-6100 | 250-0486 |
| Terrain | | | | | | |
| 2010 L4 2.4L | 47 | 525 | | — | — | — |
| 2010 V6 3.0L | 48 | 615 | | — | 307-0751 | — |
| Typhoon | | | | | | |
| 1993-92 V6 4.3L | 75 | 525 | | — | 7X-6100 | 250-0489 |
| Yukon (Includes Denali, XL, XL 1500) | | | | | | |
| 2010-09 V8 5.3L Optional | 48 | 730 | | — | — | — |
| 2010-09 V8 6.0L Optional | 48 | 730 | | — | — | — |
| 2010-09 V8 6.2L Optional | 48 | 730 | | — | — | — |
| 2010-08 V8 5.3L | 48 | 615 | | — | 307-0751 | — |
| 2010-08 V8 6.0L | 48 | 615 | | — | 307-0751 | — |
| 2010-08 V8 6.2L | 48 | 615 | | — | 307-0751 | — |
| 2009 V8 4.8L | 48 | 615 | | — | 307-0751 | — |
| 2009 V8 4.8L Optional | 48 | 730 | | — | — | — |
| 2008 V8 4.8L | 48 | 700 | | — | 307-0751 | — |
| 2007 V8 4.8L Early Model | 78 | 600 | | — | 7X-6100 | 250-0486 |
| 2007 V8 4.8L Late Model | 48 | 615 | | — | 307-0751 | — |
| 2007 V8 5.3L Early Model | 78 | 600 | | — | 7X-6100 | 250-0486 |
| 2007 V8 5.3L Late Model | 48 | 615 | | — | 307-0751 | — |
| 2007 V8 6.0L Early Model | 78 | 600 | | — | 7X-6100 | 250-0486 |
| 2007 V8 6.0L Late Model | 48 | 615 | | — | 307-0751 | — |
| 2007 V8 6.2L Early Model | 78 | 600 | | — | 7X-6100 | 250-0486 |
| 2007 V8 6.2L Late Model | 48 | 615 | | — | 307-0751 | — |
| 2006-01 V8 6.0L | 78 | 600 | | — | 7X-6100 | 250-0486 |
| 2006-01 V8 8.1L | 78 | 600 | | — | 7X-6100 | 250-0486 |
| 2006-00 V8 4.8L | 78 | 600 | | — | 7X-6100 | 250-0486 |
| 2006-00 V8 5.3L | 78 | 600 | | — | 7X-6100 | 250-0486 |
| 2006 V8 4.8L Optional | 78 | 690 | | — | 7X-6100 | 250-0486 |
| 2006 V8 5.3L Optional | 78 | 690 | | — | 7X-6100 | 250-0486 |
| 2006 V8 6.0L Optional | 78 | 690 | | — | 7X-6100 | 250-0486 |

{12} Non-BCI group size. {15} Two batteries required. For best results, replace both.
 {17} Watch polarity and clearance! Vehicle could have reverse terminal battery.
 {24} OEM Used various size batteries in production. Check original battery for size and correct fit.
 {26} Replacement battery is wider than OE. Hold-down and/or tray replacement may be necessary.

Passenger Cars

GMC LIGHT TRUCKS & VANS – HUMMER

IMPORTANT NOTE: BATTERIES CAN EXPLODE! Always wear safety glasses AND shield eyes when working around batteries. Always check for proper polarity and sufficient terminal clearance BEFORE final installation to avoid dangerous sparks, potential explosion, possible severe personal injury and/or expensive electrical system and/or vehicle/equipment damage or fire.

| MAKE EQUIPMENT TYPE YEAR / MODEL | O.E. BCI NO. | CCA @ ° F | Notes | PREMIUM HIGH OUTPUT | GENERAL SERVICE | |
|---|-----------------------------------|-----------------|-------|---------------------------|-----------------|--------------|
| | | | | | (U.S. Only) | |
| GMC LIGHT TRUCKS & VANS (Continued) | | | | | | |
| Yukon (Includes Denali, XL, XL 1500) (Continued) | | | | | | |
| 2006 | V8 8.1L Optional | 78 | 690 | — | 7X-6100 | 250-0486 |
| 2005 | V8 5.3L Optional | 78 | 770 | — | — | — |
| 2002 | V8 6.0L | 78 | 690 | — | 7X-6100 | 250-0486 |
| 2000-99 | V8 5.7L Exc. Police & Optional | 78 | 600 | — | 7X-6100 | 250-0486 |
| 2000-99 | V8 5.7L Optional | 78 | 690 | — | 7X-6100 | 250-0486 |
| 2000-99 | V8 5.7L Police & Optional | 78 | 770 | — | 127-0826 | — |
| 2000 | V8 5.3L Exc. Police & Optional | 78 | 600 | — | 7X-6100 | 250-0486 |
| 2000 | V8 5.3L Optional | 78 | 690 | — | 7X-6100 | 250-0486 |
| 2000 | V8 5.3L Police & Optional | 78 | 770 | — | 127-0826 | — |
| 2000 | V8 6.0L Exc. Police & Optional | 78 | 600 | — | 7X-6100 | 250-0486 |
| 2000 | V8 6.0L Optional | 78 | 690 | — | 7X-6100 | 250-0486 |
| 2000 | V8 6.0L Police & Optional | 78 | 770 | — | 127-0826 | — |
| 1999-94 | V8 5.7L | 78 | 600 | — | 7X-6100 | 250-0486 |
| 1997 | V8 6.5L Diesel | 78 | 600 | {15} | 7X-6100 | 250-0486 |
| 1996-94 | V8 6.5L Diesel | 78 | 770 | {15} | — | — |
| 1993-92 | V8 5.7L Auxiliary | 78 | 540 | — | 7X-6100 | 250-0489 |
| HONDA | | | | | | |
| Accord | | | | | | |
| 2010-08 | L4 2.4L w/AT | 35 | 440 | {24} | — | 250-0487 |
| 2010-08 | L4 2.4L w/MT | 51R | 410 | {24} | — | 250-0487(26) |
| 2010-08 | V6 3.5L | 24F | 550 | — | 3T-5858 | 250-0487 |
| 2007-03 | L4 2.4L | 51R | 435 | — | 250-0487(26) | — |
| 2007-03 | V6 3.0L | 35 | 440 | — | 250-0487 | — |
| 2002-98 | L4 2.3L | 35 | 450 | — | 3T-5859 | 250-0489 |
| 2002-98 | V6 3.0L | 24 | 500 | — | 153-5656 | 8C-3600 |
| 1997-96 | V6 2.7L | 24 | 500 | {17} | 153-5656 | 8C-3600 |
| 1997-94 | L4 2.2L | 24F | 550 | {17} | — | 3T-5858 |
| 1995 | V6 2.7L | 24F | 550 | {17} | — | 3T-5858 |
| 1993-90 | L4 2.2L | 24 | 550 | {17} | 153-5656 | 3T-5857 |
| Accord Crosstour | | | | | | |
| 2010 | V6 3.5L | 24F | 550 | — | — | 3T-5858 |
| CR-V | | | | | | |
| 2010 | L4 2.4L | 51R | 500 | — | — | 250-0487(26) |
| 2009 | L4 2.4L | 51R | 430 | — | — | 250-0487(26) |
| 2008-02 | L4 2.4L | 51R | 500 | — | — | 250-0487(26) |
| 2001-97 | L4 2.0L | 51R | 500 | — | — | 250-0487(26) |
| CRX | | | | | | |
| 1991-90 | L4 1.5L | 51 | 405 | — | — | 250-0488(26) |
| 1991-90 | L4 1.6L | 51 | 405 | — | — | 250-0488(26) |
| Civic (Includes Del Sol) | | | | | | |
| 2010-06 | L4 1.3L Hybrid | 151R | 335 | — | — | — |
| 2010 | L4 1.8L | 51R | 435 | — | — | 250-0487(26) |
| 2010 | L4 2.0L | 51R | 435 | — | — | 250-0487(26) |
| 2009 | L4 1.8L Coupe | 51R | 430 | — | — | 250-0487(26) |
| 2009 | L4 1.8L Sedan | 35 | 440 | — | — | 250-0487 |
| 2009 | L4 2.0L 2 Door | 51R | 430 | — | — | 250-0487(26) |
| 2009 | L4 2.0L 4 Door | 35 | 440 | — | — | 250-0487 |
| 2008-07 | L4 1.8L | 51R | 435 | — | — | 250-0487(26) |

| MAKE EQUIPMENT TYPE YEAR / MODEL | O.E. BCI NO. | CCA @ ° F | Notes | PREMIUM HIGH OUTPUT | GENERAL SERVICE | |
|---|--------------------------|-----------------|-------|---------------------------|-----------------|--------------|
| | | | | | (U.S. Only) | |
| HONDA (Continued) | | | | | | |
| Civic (Includes Del Sol) (Continued) | | | | | | |
| 2008 | L4 2.0L | 51R | 310 | — | — | 250-0487(26) |
| 2007 | L4 2.0L | 51R | 440 | — | — | 250-0487(26) |
| 2006-02 | L4 2.0L | 51R | 435 | — | — | 250-0487(26) |
| 2006 | L4 1.8L Coupe | 51R | 435 | — | — | 250-0487(26) |
| 2006 | L4 1.8L Sedan | 35 | 440 | — | — | 250-0487 |
| 2005-03 | L4 1.3L Hybrid | 51R | 410 | — | — | 250-0487(26) |
| 2005-01 | L4 1.7L | 51 | 410 | — | — | 250-0488(26) |
| 2000-92 | L4 1.6L | 51R | 410 | {17} | — | 250-0487(26) |
| 1995-92 | L4 1.5L | 51R | 410 | — | — | 250-0487(26) |
| 1991-90 | L4 1.5L | 51 | 405 | — | — | 250-0488(26) |
| 1991-90 | L4 1.6L | 51 | 405 | {17} | — | 250-0488(26) |
| EV Plus | | | | | | |
| 1999-98 | Electric | NA | NA | {12} | — | — |
| Element | | | | | | |
| 2010-03 | L4 2.4L | 51R | 410 | — | — | 250-0487(26) |
| Fit | | | | | | |
| 2010-07 | L4 1.5L | 151R | 335 | — | — | — |
| Insight | | | | | | |
| 2010 | L4 1.3L | 151R | 330 | — | — | — |
| 2006-00 | L3 1.0L | 51 | 270 | — | — | 250-0488(26) |
| Odyssey | | | | | | |
| 2010-99 | V6 3.5L | 24F | 550 | — | — | 3T-5858 |
| 1998 | L4 2.3L | 24F | 550 | — | — | 3T-5858 |
| 1997-95 | L4 2.2L | 24F | 550 | — | — | 3T-5858 |
| Passport | | | | | | |
| 2002-98 | V6 3.2L | 24F | 600 | — | — | 3T-5858 |
| 1997-96 | V6 3.2L | 24 | 600 | — | 153-5656 | 3T-5857 |
| 1996 | L4 2.6L | 86 | 430 | — | — | 8C-3600 |
| 1996 | L4 2.6L Optional | 24 | 600 | — | 153-5656 | 3T-5857 |
| 1995-94 | L4 2.6L | 25 | 380 | — | — | 8C-3600 |
| 1995-94 | V6 3.2L w/AT | 24 | 600 | — | 153-5656 | 3T-5857 |
| 1995-94 | V6 3.2L w/MT | 25 | 380 | — | — | 8C-3600 |
| Pilot | | | | | | |
| 2010-03 | V6 3.5L | 24F | 585 | — | — | 3T-5858 |
| Prelude | | | | | | |
| 2001-92 | L4 2.2L | 24F | 550 | — | — | 3T-5858 |
| 1996-92 | L4 2.3L | 24F | 550 | — | — | 3T-5858 |
| 1991-90 | L4 2.0L | 24 | 550 | — | 153-5656 | 8C-3600 |
| 1991-90 | L4 2.1L | 24 | 550 | — | 153-5656 | 8C-3600 |
| Ridgeline | | | | | | |
| 2010-06 | V6 3.5L | 24F | 585 | — | — | 3T-5858 |
| S2000 | | | | | | |
| 2009-04 | L4 2.2L | 51 | 430 | — | — | 250-0488(26) |
| 2003-00 | L4 2.0L | 51 | 430 | — | — | 250-0488(26) |
| HUMMER (AM GENERAL) | | | | | | |
| Hummer | | | | | | |
| 2001 | V8 6.5L Diesel, Turbo | 78 | 770 | {15} | — | 127-0826 |
| 2000 | V8 6.5L Diesel | 78 | 800 | {15} | — | 127-0826 |
| 1999-94 | V8 6.5L Diesel | 78 | 770 | {15} | — | 127-0826 |
| 1996-95 | V8 5.7L | 78 | 770 | — | — | 127-0826 |
| 1994-92 | V8 6.2L Diesel | 78 | 770 | {15} | — | 127-0826 |
| Hummer H1 | | | | | | |
| 2006 | V8 6.6L Diesel | 79 | 840 | — | — | — |
| 2004-03 | V8 6.5L Diesel | 79 | 840 | — | — | — |
| 2002 | V8 6.5L Diesel | 78 | 770 | — | — | 127-0826 |
| Hummer H2 | | | | | | |
| 2009-08 | V8 6.2L | 48 | 730 | — | — | — |
| 2007-03 | V8 6.0L | 79 | 840 | — | — | — |

Passenger Cars

HUMMER — INFINITI



IMPORTANT NOTE: BATTERIES CAN EXPLODE! Always wear safety glasses AND shield eyes when working around batteries. Always check for proper polarity and sufficient terminal clearance BEFORE final installation to avoid dangerous sparks, potential explosion, possible severe personal injury and/or expensive electrical system and/or vehicle/equipment damage or fire.

| MAKE EQUIPMENT TYPE YEAR / MODEL | O.E. BCI NO. | CCA @ ° F | Notes | PREMIUM HIGH OUTPUT | GENERAL SERVICE | | MAKE EQUIPMENT TYPE YEAR / MODEL | O.E. BCI NO. | CCA @ ° F | Notes | PREMIUM HIGH OUTPUT | GENERAL SERVICE | | | | | | | |
|--|--------------------|-----------------|-------|---------------------------|-----------------|----------|--|--------------------|-----------------|-------|---------------------------|-----------------|----------|------|-----|----------|----------|----------|----------|
| | | | | | (U.S. Only) | | | | | | | (U.S. Only) | | | | | | | |
| HUMMER (AM GENERAL) (Continued) | | | | | | | HYUNDAI (Continued) | | | | | | | | | | | | |
| Hummer H3 | | | | | | | Sonata (Continued) | | | | | | | | | | | | |
| 2010-09 L5 3.7L | 86 | 590 | {11} | — | — | — | 2002-99 L4 2.4L | 124R | 550 | | — | — | — | | | | | | |
| 2010-09 V8 5.3L | 86 | 590 | {11} | — | — | — | 2001 V6 2.5L | 124R | 600 | | — | — | — | | | | | | |
| 2008-07 L5 3.7L | 86 | 640 | {11} | — | — | — | 2000-99 V6 2.5L | 124R | 540 | | — | — | — | | | | | | |
| 2008 V8 5.3L | 86 | 640 | {11} | — | — | — | 1998-92 L4 2.0L | 25 | 420 | | — | 8C-3600 | 250-0489 | | | | | | |
| 2006 L5 3.5L | 86 | 640 | {11} | — | — | — | 1998-92 L4 2.0L Optional | 24 | 540 | | 153-5656 | 8C-3600 | 3T-5857 | | | | | | |
| Hummer H3T | | | | | | | 1998-90 V6 3.0L | | | | | | | 24 | 540 | 153-5656 | 8C-3600 | 3T-5857 | |
| 2010-09 L5 3.7L | 86 | 590 | {11} | — | — | — | 1991-90 L4 2.4L | 25 | 420 | | — | 8C-3600 | 250-0489 | | | | | | |
| 2010-09 V8 5.3L | 86 | 590 | {11} | — | — | — | 1991-90 L4 2.4L Optional | 24 | 540 | | 153-5656 | 8C-3600 | 3T-5857 | | | | | | |
| HYUNDAI | | | | | | | Tiburon | | | | | | | | | | | | |
| Accent | | | | | | | 2008-03 L4 2.0L | | | | | | | 124R | 600 | — | — | — | |
| 2010-01 L4 1.6L | 121R | 500 | | — | — | — | 2008-03 V6 2.7L | 124R | 600 | | — | — | — | | | | | | |
| 2003-95 L4 1.5L | 121R | 500 | | — | — | — | 2001-97 L4 2.0L | 124R | 600 | | — | — | — | | | | | | |
| Azera | | | | | | | 1997 L4 1.8L | | | | | | | 124R | 600 | — | — | — | |
| 2010-09 V6 3.3L | 124R | 660 | | — | — | — | Tucson | | | | | | | | | | | | |
| 2010-06 V6 3.8L | 124R | 600 | | — | — | — | 2010 L4 2.4L | 124R | 600 | | — | — | — | | | | | | |
| 2008-07 V6 3.3L | 124R | 600 | | — | — | — | 2009-05 V6 2.7L | 124R | 600 | | — | — | — | | | | | | |
| Elantra | | | | | | | 2009 L4 2.0L | | | | | | | 124R | 550 | — | — | — | |
| 2010-09 L4 2.0L | 121R | 550 | | — | — | — | 2008-05 L4 2.0L | 124R | 600 | | — | — | — | | | | | | |
| 2008 L4 2.0L | 121R | 500 | | — | — | — | Veracruz | | | | | | | | | | | | |
| 2007 L4 2.0L | 121R | 550 | | — | — | — | 2010-08 V6 3.8L | 124R | 660 | | — | — | — | | | | | | |
| 2006 L4 2.0L | 124R | 500 | | — | — | — | 2007 V6 3.8L | 124R | 600 | | — | — | — | | | | | | |
| 2005-99 L4 2.0L | 124R | 550 | | — | — | — | XG300 | | | | | | | | | | | | |
| 1998-97 L4 1.8L | 121R | 600 | | — | — | — | 2001 V6 3.0L | 124R | 600 | | — | — | — | | | | | | |
| 1996-93 L4 1.8L Canada or Optional US | 24 | 540 | | 153-5656 | 8C-3600 | 3T-5857 | XG350 | | | | | | | | | | | | |
| 1996-93 L4 1.8L US | 25 | 435 | | — | 8C-3600 | 250-0489 | 2005-02 V6 3.5L | 124R | 600 | | — | — | — | | | | | | |
| 1995-92 L4 1.6L | 25 | 435 | | — | 8C-3600 | 250-0489 | INFINITI | | | | | | | | | | | | |
| Entourage | | | | | | | EX35 | | | | | | | | | | | | |
| 2008-07 V6 3.8L | 124R | 600 | | — | — | — | 2010 V6 3.5L | 35 | 550 | | — | 250-0487 | — | | | | | | |
| Excel | | | | | | | 2009 V6 3.5L | | | | | | | 35 | 550 | — | 250-0489 | 250-0487 | |
| 1994-90 L4 1.5L | 25 | 420 | | — | 8C-3600 | 250-0489 | 2008 V6 3.5L | 35 | 350 | | — | 3T-5859 | 250-0489 | | | | | | |
| Genesis | | | | | | | FX35 | | | | | | | | | | | | |
| 2010 V6 3.8L | 124R | 600 | | — | — | — | 2010 V6 3.5L | 35 | 550 | | — | 250-0487 | — | | | | | | |
| 2010 V8 4.6L | 124R | 600 | | — | — | — | 2009-07 V6 3.5L Exc Smart Key | 35 | 550 | | — | 250-0487 | — | | | | | | |
| 2009 V6 3.8L | 49 | 740 | {1} | — | 307-0751{32} | — | 2009-07 V6 3.5L w/Smart Key | 24F | 700 | | — | 250-0486 | 127-0826 | | | | | | |
| 2009 V8 4.6L | 49 | 740 | {1} | — | 307-0751{32} | — | 2006-03 V6 3.5L | 35 | 490 | | — | 250-0489 | 250-0487 | | | | | | |
| Genesis Coupe | | | | | | | FX45 | | | | | | | | | | | | |
| 2010 L4 2.0L | 124R | 700 | | — | — | — | 2008-07 V8 4.5L Exc Smart Key | 35 | 550 | | — | 250-0487 | — | | | | | | |
| 2010 V6 3.8L | 124R | 700 | | — | — | — | 2008-07 V8 4.5L w/Smart Key | 24F | 700 | | — | 250-0486 | 127-0826 | | | | | | |
| Santa Fe | | | | | | | 2006-03 V8 4.5L | | | | | | | 35 | 490 | {17} | — | 250-0489 | 250-0487 |
| 2010 L4 2.4L | 124R | 600 | | — | — | — | FX50 | | | | | | | | | | | | |
| 2010 V6 3.5L | 124R | 600 | | — | — | — | 2010-09 V8 5.0L | 24F | 700 | | — | 250-0486 | 127-0826 | | | | | | |
| 2009-07 V6 3.3L | 124R | 600 | | — | — | — | G20 | | | | | | | | | | | | |
| 2009-01 V6 2.7L | 124R | 600 | | — | — | — | 2002-99 L4 2.0L | 24F | 585 | | — | 3T-5858 | 250-0486 | | | | | | |
| 2006-03 L4 2.4L | 124R | 600 | | — | — | — | 1996-91 L4 2.0L California | 35 | 360 | {6} | — | 3T-5859 | 250-0489 | | | | | | |
| 2006-03 V6 3.5L | 124R | 600 | | — | — | — | 1996-91 L4 2.0L ex. California | 24F | 585 | {6} | — | 3T-5858 | 250-0486 | | | | | | |
| 2002-01 L4 2.4L | 124R | 660 | | — | — | — | | | | | | | | | | | | | |
| Scoupe | | | | | | | | | | | | | | | | | | | |
| 1995-94 L4 1.5L Canada | 24 | 540 | | 153-5656 | 8C-3600 | 3T-5857 | | | | | | | | | | | | | |
| 1993-91 L4 1.5L US | 25 | 420 | | — | 8C-3600 | 250-0489 | | | | | | | | | | | | | |
| Sonata | | | | | | | | | | | | | | | | | | | |
| 2010-06 L4 2.4L | 124R | 600 | | — | — | — | | | | | | | | | | | | | |
| 2010-06 V6 3.3L | 124R | 600 | | — | — | — | | | | | | | | | | | | | |
| 2005-03 L4 2.4L | 124R | 560 | | — | — | — | | | | | | | | | | | | | |
| 2005-02 V6 2.7L | 124R | 600 | | — | — | — | | | | | | | | | | | | | |

{1} Battery gasses need to be vented to outside. {6} Installation may take over 30 mins.
 {11} Battery is encased within an Active Cooling Box with an air snorkle to the outside of the engine compartment.
 {17} Watch polarity and clearance! Vehicle could have reverse terminal battery.
 {32} Replacement battery is longer than OE. Hold-down and/or tray replacement may be necessary.
 {56} Hold-down modifications may be necessary. {80} Sealed Valve-Regulated Battery Required.

Auto & LTV

Passenger Cars

INFINITI — JAGUAR

IMPORTANT NOTE: BATTERIES CAN EXPLODE! Always wear safety glasses AND shield eyes when working around batteries. Always check for proper polarity and sufficient terminal clearance BEFORE final installation to avoid dangerous sparks, potential explosion, possible severe personal injury and/or expensive electrical system and/or vehicle/equipment damage or fire.

| MAKE EQUIPMENT TYPE YEAR / MODEL | O.E. BCI NO. | CCA @ ° F | Notes | PREMIUM HIGH OUTPUT | GENERAL SERVICE | |
|--|--------------------|-----------------|---------|---------------------------|-----------------|----------|
| | | | | | (U.S. Only) | |
| INFINITI (Continued) | | | | | | |
| G35 | | | | | | |
| 2008 V6 3.5L | 35 | 550 | | — | 250-0489 | 250-0487 |
| 2007 V6 3.5L | 24F | 550 | {56} | — | 3T-5858 | 250-0489 |
| 2006-03 V6 3.5L | 35 | 490 | {56} | — | 250-0487 | — |
| G37 | | | | | | |
| 2010-08 V6 3.7L | 35 | 550 | | — | 250-0489 | 250-0487 |
| I30 | | | | | | |
| 2001-98 V6 3.0L | 24F | 585 | | — | 3T-5858 | 250-0487 |
| 1997-96 V6 3.0L | | | | | | |
| Canada | 24F | 585 | | — | 3T-5858 | 250-0487 |
| 1997-96 V6 3.0L US | 35 | 360 | | — | 250-0487 | — |
| I35 | | | | | | |
| 2004-03 V6 3.5L | 24F | 445 | | — | 3T-5858 | 250-0489 |
| 2002 V6 3.5L | 24F | 585 | | — | 3T-5858 | 250-0486 |
| J30 | | | | | | |
| 1997-93 V6 3.0L | 24 | 585 | | 153-5656 | 3T-5857 | — |
| M30 | | | | | | |
| 1992 V6 3.0L Conv | 25 | 360 | | — | 8C-3600 | 250-0489 |
| 1992 V6 3.0L ex. Conv | 24 | 415 | | 153-5656 | 8C-3600 | 3T-5857 |
| 1991-90 V6 3.0L | 24 | 415 | | 153-5656 | 8C-3600 | 3T-5857 |
| M35 | | | | | | |
| 2010-06 V6 3.5L | 24F | 700 | | — | 250-0486 | 127-0826 |
| M45 | | | | | | |
| 2010-06 V8 4.5L | 24F | 700 | | — | 250-0486 | 127-0826 |
| 2004 V8 4.5L | 24 | 490 | | 153-5656 | 8C-3600 | 3T-5857 |
| 2003 V8 4.5L | 24 | 585 | | 153-5656 | 3T-5857 | 250-0486 |
| Q45 | | | | | | |
| 2006-03 V8 4.5L | 24F | 490 | {17,56} | — | 3T-5858 | 250-0489 |
| 2002 V8 4.5L | 24F | 585 | {17,56} | — | 3T-5858 | 250-0486 |
| 2001-97 V8 4.1L | 24 | 585 | {17} | 153-5656 | 3T-5857 | 250-0486 |
| 1996-90 V8 4.5L | 27 | 625 | {17} | 153-5656 | 8C-3601 | 3T-5857 |
| QX4 | | | | | | |
| 2003 V6 3.5L | 24 | 490 | | 153-5656 | 8C-3600 | 3T-5857 |
| 2002 V6 3.5L | 25 | 360 | | — | 8C-3600 | 250-0489 |
| 2001 V6 3.5L | 24 | 490 | | 153-5656 | 8C-3600 | 3T-5857 |
| 2000-97 V6 3.3L | | | | | | |
| Optional | 24 | 450 | | 153-5656 | 8C-3600 | 3T-5857 |
| 2000-97 V6 3.3L US | 25 | 360 | | — | 8C-3600 | 250-0489 |
| QX56 | | | | | | |
| 2010 V8 5.6L | 27F | 710 | | — | 8C-3602 | 250-0486 |
| 2009 V8 5.6L | 27F | 710 | | — | 8C-3602 | — |
| 2008-04 V8 5.6L | 27F | 710 | | — | 8C-3602 | 250-0486 |
| ISUZU | | | | | | |
| Amigo | | | | | | |
| 2000-98 L4 2.2L | 24F | 600 | | — | 3T-5858 | 250-0486 |
| 2000-98 V6 3.2L | 24F | 600 | | — | 3T-5858 | 250-0486 |
| 1994-92 L4 2.6L w/AT | 24 | 600 | | 153-5656 | 3T-5857 | 250-0486 |
| 1994-90 L4 2.6L w/MT | 25 | 430 | | — | 8C-3600 | 250-0489 |
| 1993-92 L4 2.3L w/AT | 24 | 600 | | 153-5656 | 3T-5857 | 250-0486 |
| 1993-90 L4 2.3L w/MT | 25 | 430 | | — | 8C-3600 | 250-0489 |
| Ascender | | | | | | |
| 2008-03 L6 4.2L | 78 | 600 | {11} | — | — | — |
| 2006-03 V8 5.3L | 78 | 600 | {11} | — | — | — |
| Axiom | | | | | | |
| 2004-02 V6 3.5L | 24F | 600 | | — | 3T-5858 | 250-0486 |
| Hombre | | | | | | |
| 2000-97 V6 4.3L | 75 | 525 | | — | 7X-6100 | 250-0489 |
| 2000-96 L4 2.2L | 75 | 525 | | — | 7X-6100 | 250-0489 |
| Impulse | | | | | | |
| 1992-90 L4 1.6L | 35 | 355 | | — | 3T-5859 | 250-0489 |
| 1992 L4 1.8L | 35 | 355 | | — | 3T-5859 | 250-0489 |

| MAKE EQUIPMENT TYPE YEAR / MODEL | O.E. BCI NO. | CCA @ ° F | Notes | PREMIUM HIGH OUTPUT | GENERAL SERVICE | |
|--|--------------------|-----------------|--------|---------------------------|-----------------|----------|
| | | | | | (U.S. Only) | |
| ISUZU (Continued) | | | | | | |
| Oasis | | | | | | |
| 1999-98 L4 2.3L | 24F | 550 | | — | 3T-5858 | 250-0489 |
| 1997-96 L4 2.2L | 24F | 550 | | — | 3T-5858 | 250-0489 |
| Pickup | | | | | | |
| 1995-90 L4 2.3L w/MT | 25 | 430 | | — | 8C-3600 | 250-0489 |
| 1995-90 L4 2.6L w/MT | 25 | 430 | | — | 8C-3600 | 250-0489 |
| 1994-91 V6 3.1L | 25 | 425 | | — | 8C-3600 | 250-0489 |
| 1994-90 L4 2.3L w/AT | 24 | 600 | | 153-5656 | 3T-5857 | 250-0486 |
| 1994-90 L4 2.6L w/AT | 24 | 600 | | 153-5656 | 3T-5857 | 250-0486 |
| Rodeo (Includes Sport) | | | | | | |
| 2004-01 V6 3.2L Canada or Optional US | 27F | 625 | | — | 8C-3602 | 3T-5858 |
| 2004-01 V6 3.2L US | 24F | 600 | | — | 3T-5858 | 250-0486 |
| 2004 V6 3.5L | 24F | 625 | | — | 3T-5858 | 250-0486 |
| 2003-98 L4 2.2L Canada or Optional US | 27F | 625 | | — | 8C-3602 | 3T-5858 |
| 2003-98 L4 2.2L US | 24F | 600 | | — | 3T-5858 | 250-0486 |
| 2000-98 V6 3.2L | 24F | 600 | | — | 3T-5858 | 250-0486 |
| 1997-93 L4 2.6L | 86 | 430 | | — | 8C-3600 | 250-0489 |
| 1997-93 V6 3.2L w/AT | 24 | 600 | | 153-5656 | 3T-5857 | 250-0486 |
| 1997-93 V6 3.2L w/MT | 86 | 430 | | — | 8C-3600 | 250-0489 |
| 1992-91 L4 2.6L | 25 | 380 | | — | 8C-3600 | 250-0489 |
| 1992-91 V6 3.1L | 24 | 610 | | 153-5656 | 3T-5857 | 250-0486 |
| Stylus | | | | | | |
| 1993-91 L4 1.6L | 35 | 355 | | — | 3T-5859 | 250-0489 |
| 1992 L4 1.8L | 35 | 355 | | — | 3T-5859 | 250-0489 |
| Trooper | | | | | | |
| 2002-01 V6 3.5L | | | | | | |
| Optional | 27 | 625 | | 153-5656 | 8C-3601 | 3T-5857 |
| 2002-98 V6 3.5L | 24 | 580 | | 153-5656 | 3T-5857 | 250-0486 |
| 2000-98 V6 3.5L w/AT | 27 | 625 | | 153-5656 | 8C-3601 | 3T-5857 |
| 1997-95 V6 3.2L w/AT | 27 | 625 | | 153-5656 | 8C-3601 | 3T-5857 |
| 1997-95 V6 3.2L w/MT | 24 | 580 | | 153-5656 | 3T-5857 | 250-0486 |
| 1994-92 V6 3.2L | 24 | 580 | | 153-5656 | 3T-5857 | 250-0486 |
| 1994-92 V6 3.2L | | | | | | |
| Optional | 27 | 620 | | 153-5656 | 8C-3601 | 3T-5857 |
| 1991-90 L4 2.6L w/AT | 24 | 490 | | 153-5656 | 8C-3600 | 3T-5857 |
| 1991-90 L4 2.6L w/MT | 25 | 350 | | — | 8C-3600 | 250-0489 |
| 1991-90 V6 2.8L w/AT | 24 | 490 | | 153-5656 | 8C-3600 | 3T-5857 |
| 1991-90 V6 2.8L w/MT | 25 | 350 | | — | 8C-3600 | 250-0489 |
| Vehicross | | | | | | |
| 2001-99 V6 3.5L | 27 | 625 | | 153-5656 | 8C-3601 | 3T-5857 |
| i-280 | | | | | | |
| 2006 L4 2.8L | 86 | 640 | {11} | — | — | — |
| i-290 | | | | | | |
| 2008-07 L4 2.9L | 86 | 640 | {11} | — | — | — |
| i-350 | | | | | | |
| 2006 L5 3.5L | 86 | 640 | {11} | — | — | — |
| i-370 | | | | | | |
| 2008-07 L5 3.7L | 86 | 640 | {11} | — | — | — |
| JAGUAR | | | | | | |
| S Type | | | | | | |
| 2008-07 V6 3.0L | 49 | 950 | {1,80} | — | — | — |
| 2008 V8 4.2L | 49 | 850 | {1} | — | 307-0751{32} | — |
| 2007 V8 4.2L | 49 | 950 | {1,80} | — | — | — |
| 2006-04 V6 3.0L | 49 | 750 | {1} | — | 307-0751{32} | — |
| 2006-03 V8 4.2L | 49 | 750 | {1} | — | 307-0751{32} | — |
| 2003-00 V6 3.0L | 49 | 680 | {1} | — | 307-0751{32} | — |
| 2002 V8 4.0L | 48 | 600 | {1} | — | 307-0751 | — |
| 2001-00 V8 4.0L | 49 | 680 | {1} | — | 307-0751{32} | — |

Passenger Cars

JAGUAR — JEEP



IMPORTANT NOTE: BATTERIES CAN EXPLODE! Always wear safety glasses AND shield eyes when working around batteries. Always check for proper polarity and sufficient terminal clearance BEFORE final installation to avoid dangerous sparks, potential explosion, possible severe personal injury and/or expensive electrical system and/or vehicle/equipment damage or fire.

| MAKE EQUIPMENT TYPE YEAR / MODEL | O.E. BCI NO. | CCA @ 0° F | Notes | PREMIUM HIGH OUTPUT | GENERAL SERVICE | |
|---|--------------------|------------------|--------|---------------------------|-----------------|------------------|
| | | | | | (U.S. Only) | |
| JAGUAR (Continued) | | | | | | |
| Super V8 | | | | | | |
| 2009-07 V8 4.2L | 93 | 800 | {1} | — | — | — |
| 2006 V8 4.2L | 93 | 680 | | — | — | — |
| 2005 V8 4.2L | 49 | 750 | {1} | — | 307-0751{32} | — |
| Vanden Plas | | | | | | |
| 2009-04 V8 4.2L | 93 | 680 | | — | — | — |
| 2003-98 V8 4.0L | 49 | 680 | | — | 307-0751{32} | — |
| 1997 L6 4.0L | 48 | 600 | | — | 307-0751 | — |
| 1996-93 L6 4.0L | 47 | 590 | {1,49} | — | — | — |
| 1992-91 L6 4.0L | 47 | 590 | {1} | — | — | — |
| 1990 L6 4.0L | 49 | 800 | {1} | — | 307-0751{32} | — |
| X-Type | | | | | | |
| 2008-07 V6 3.0L | 47 | 520 | | — | — | — |
| 2006 V6 3.0L | 94R | 700 | {1} | — | — | — |
| 2005-04 V6 2.5L | 94R | 700 | {1} | — | — | — |
| 2005 V6 3.0L | 94R | 700 | {1} | — | 307-0751 | — |
| 2004 V6 3.0L | 94R | 700 | {1} | — | — | — |
| 2003-02 V6 2.5L | 92 | 720 | | — | — | — |
| 2003-02 V6 3.0L | 92 | 720 | | — | — | — |
| XF | | | | | | |
| 2010-09 V8 4.2L | 49 | 800 | {1} | — | 307-0751{32} | — |
| 2010 V8 5.0L | 49 | 800 | {1} | — | 307-0751{32} | — |
| XFR | | | | | | |
| 2010 V8 5.0L | 49 | 800 | {1} | — | 307-0751{32} | — |
| XJ | | | | | | |
| 2010 V8 5.0L | 49 | 800 | {1} | — | 307-0751{32} | — |
| XJ-12 | | | | | | |
| 1996-94 V12 6.0L | 47 | 590 | {1} | — | — | — |
| 1992-91 V12 5.3L | 47 | 590 | {1} | — | — | — |
| 1990 V12 5.3L | 34 | 590 | {1} | — | 250-0486 | 127-0826 |
| XJ-6 | | | | | | |
| 1997 L6 4.0L | 49 | 600 | | — | 307-0751{32} | — |
| 1996-91 L6 4.0L | 47 | 590 | {1,49} | — | — | — |
| 1990 L6 4.0L | NA | NA | | — | — | — |
| XJ-8, XJR | | | | | | |
| 2009-07 V8 4.2L | 49 | 950 | {1} | — | — | — |
| 2006 V8 4.2L | 49 | 750 | {1} | — | 307-0751{32} | — |
| 2005 V8 4.2L | 49 | 680 | {1} | — | 307-0751{32} | — |
| 2004 V8 4.2L | 49 | 750 | {1} | — | 307-0751{32} | — |
| 2003-98 V8 4.0L | 49 | 680 | | — | 307-0751{32} | — |
| 2003 V8 4.0L | 49 | 680 | {1} | — | 307-0751{32} | — |
| 1997 L6 4.0L | 49 | 680 | | — | 307-0751{32} | — |
| 1996-95 L6 4.0L | 47 | 590 | | — | — | — |
| XJRS | | | | | | |
| 1993 V12 6.0L | 47 | 590 | {1} | — | — | — |
| XJS | | | | | | |
| 1996-95 L6 4.0L | 48 | 600 | {1} | — | 307-0751 | — |
| 1995-94 V12 6.0L | 47 | 590 | {1} | — | — | — |
| 1994-92 L6 4.0L | 47 | 590 | {1} | — | — | — |
| 1992-91 V12 5.3L | 47 | 590 | {1} | — | — | — |
| 1990 V12 5.3L | NA | NA | | — | — | — |
| XK | | | | | | |
| 2010 V8 5.0L | 49 | 800 | {1} | — | 307-0751{32} | — |
| 2009-07 V8 4.2L | 93 | 800 | {1} | — | — | — |
| XK-8, XKR | | | | | | |
| 2010 V8 5.0L | 49 | 800 | {1} | — | 307-0751{32} | — |
| 2009-07 V8 4.2L | 93 | 800 | {1} | — | — | — |
| 2006-04 V8 4.2L | 49 | 750 | {1} | — | 307-0751{32} | — |
| 2003 V8 4.2L | 49 | 680 | | — | 307-0751{32} | — |
| 2002-97 V8 4.0L | 49 | 680 | | — | 307-0751{32} | — |
| JEEP | | | | | | |
| Cherokee, Wagoneer (See Also Grand Cherokee, Grand Wagoneer) | | | | | | |
| 2001-98 L6 4.0L | 34 | 500 | | — | — | 8C-3600 250-0489 |
| 2000-98 L4 2.5L | 34 | 500 | | — | — | 8C-3600 250-0489 |
| 1997-91 L4 2.5L | 58 | 430 | | — | 175-4280 | 8C-3612 — |
| 1997-91 L4 2.5L Optional | 58 | 500 | | — | 175-4280 | 8C-3612 — |
| 1997-90 L4 2.5L | 58 | 500 | | — | 175-4280 | 8C-3612 — |
| 1997-90 L6 4.0L | 58 | 430 | | — | 175-4280 | 8C-3612 — |
| 1997-90 L6 4.0L Optional | 58 | 500 | | — | 175-4280 | 8C-3612 — |
| Comanche | | | | | | |
| 1992-91 L4 2.5L Optional | 58 | 500 | | — | 175-4280 | 8C-3612 — |
| 1992-90 L4 2.5L | 58 | 430 | | — | 175-4280 | 8C-3612 — |
| 1992-90 L6 4.0L | 58 | 430 | | — | 175-4280 | 8C-3612 — |
| Commander | | | | | | |
| 2010-09 V8 5.7L | 94R | 730 | | — | — | — |
| 2010 V6 3.7L | 94R | 730 | | — | — | — |
| 2009 V6 3.7L | 94R | 730 | | — | — | — |
| 2009 V8 4.7L | 94R | 730 | | — | — | — |
| 2008 V6 3.7L Early Model | 94R | 730 | | — | — | — |
| 2008 V6 3.7L Late Model | 94R | 625 | | — | — | — |
| 2008 V8 4.7L Early Model | 94R | 730 | | — | — | — |
| 2008 V8 4.7L Late Model | 94R | 625 | | — | — | — |
| 2008 V8 5.7L Early Model | 94R | 730 | | — | — | — |
| 2008 V8 5.7L Late Model | 94R | 625 | | — | 307-0751 | — |
| 2007-06 V6 3.7L | 94R | 730 | | — | — | — |
| 2007-06 V8 4.7L | 94R | 730 | | — | — | — |
| 2007-06 V8 5.7L | 94R | 730 | | — | — | — |
| Compass | | | | | | |
| 2010-07 L4 2.0L | 86 | 525 | | — | — | 8C-3600 — |
| 2010-07 L4 2.4L | 86 | 525 | | — | — | 8C-3600 — |
| Grand Cherokee (Also See Cherokee) | | | | | | |
| 2011-10 V8 5.7L | 94R | 750 | | — | — | — |
| 2011 V6 3.6L | 94R | 750 | | — | — | — |
| 2010 V6 3.7L | 94R | 625 | | — | — | — |
| 2010 V8 6.1L | 94R | 750 | | — | — | — |
| 2009-05 V8 4.7L | 94R | 730 | | — | — | — |
| 2009-05 V8 5.7L | 94R | 730 | | — | — | — |
| 2009 V6 3.0L | 49 | 800 | | — | 307-0751{32} | — |
| 2009 V6 3.7L | 94R | 730 | | — | — | — |
| 2009 V8 6.1L | 94R | 730 | | — | — | — |
| 2008-05 V6 3.7L | 94R | 730 | {1} | — | — | — |
| 2008 V6 3.0L Diesel | 49 | 800 | | — | 307-0751{32} | — |
| 2008 V8 6.1L Early Model | 94R | 730 | | — | — | — |
| 2008 V8 6.1L Late Model | 94R | 625 | | — | — | — |
| 2007-06 V8 6.1L | 94R | 730 | | — | — | — |
| 2007 V6 3.0L Diesel | 94R | 730 | {1} | — | — | — |
| 2004-99 L6 4.0L | 65 | 625 | | — | 230-6368 | 250-0484 — |

{1} Battery gasses need to be vented to outside. {12} Non-BCI group size. {17} Watch polarity and clearance! Vehicle could have reverse terminal battery.

{32} Replacement battery is longer than OE. Hold-down and/or tray replacement may be necessary.

{49} Best fit estimate. Match to original battery to assure proper fit and polarity.

Passenger Cars

JEEP – LAMBORGHINI

IMPORTANT NOTE: BATTERIES CAN EXPLODE! Always wear safety glasses AND shield eyes when working around batteries. Always check for proper polarity and sufficient terminal clearance BEFORE final installation to avoid dangerous sparks, potential explosion, possible severe personal injury and/or expensive electrical system and/or vehicle/equipment damage or fire.

| MAKE EQUIPMENT TYPE YEAR / MODEL | O.E. BCI NO. | CCA @ ° F | Notes | PREMIUM HIGH OUTPUT | GENERAL SERVICE | |
|--|--------------------|-----------------|-------|---------------------------|-----------------|----------|
| | | | | | (U.S. Only) | |
| JEEP (Continued) | | | | | | |
| Grand Cherokee (Also See Cherokee) (Continued) | | | | | | |
| 2004-99 V8 4.7L | 65 | 625 | | 230-6368 | 250-0484 | — |
| 1998-93 L6 4.0L | 34 | 600 | | — | 250-0486 | 127-0826 |
| 1998-93 V8 5.2L | 34 | 600 | | — | 250-0486 | 127-0826 |
| 1998 V8 5.9L | 34 | 600 | | — | 250-0486 | 127-0826 |
| Grand Wagoneer (Also See Wagoneer) | | | | | | |
| 1993 V8 5.2L | 34 | 600 | | — | — | — |
| 1991-90 V8 5.9L | 58 | 500 | | 175-4280 | 8C-3612 | — |
| Liberty | | | | | | |
| 2010-03 V6 3.7L | 34 | 600 | | — | — | — |
| 2006-05 L4 2.8L Diesel | 34 | 800 | {12} | — | — | — |
| 2005-03 L4 2.4L | 34 | 600 | | — | — | — |
| 2002 L4 2.4L | 86 | 525 | | — | 8C-3600 | — |
| 2002 V6 3.7L | 86 | 525 | | — | 8C-3600 | — |
| Patriot | | | | | | |
| 2010-07 L4 2.0L | 86 | 525 | | — | 8C-3600 | — |
| 2010-07 L4 2.4L | 86 | 525 | | — | 8C-3600 | — |
| TJ | | | | | | |
| 2006-05 L4 2.4L | 34 | 600 | | — | 250-0486 | 127-0826 |
| 2006-97 L6 4.0L | 34 | 600 | | — | 250-0486 | 127-0826 |
| 2003 L4 2.4L | 34 | 600 | | — | 250-0486 | 127-0826 |
| 2002-97 L4 2.5L | 34 | 600 | | — | 250-0486 | 127-0826 |
| Wagoneer (See Cherokee, Wagoneer) | | | | | | |
| 1990 L6 4.0L | 58 | 430 | | 175-4280 | 8C-3612 | — |
| Wrangler | | | | | | |
| 2010-07 V6 3.8L | 34 | 600 | | — | 250-0486 | 127-0826 |
| 2006-03 L4 2.4L | 34 | 600 | | — | 250-0486 | 127-0826 |
| 2006-02 L6 4.0L | 34 | 600 | | — | 250-0486 | 127-0826 |
| 2002 L4 2.5L | 34 | 600 | | — | 250-0486 | 127-0826 |
| 2001-97 L4 2.5L | 34 | 500 | | — | 8C-3600 | 250-0489 |
| 2001-97 L6 4.0L | 34 | 500 | | — | 8C-3600 | 250-0489 |
| 2000-97 L4 2.5L Optional | 34 | 600 | | — | 250-0486 | 127-0826 |
| 1995-91 L4 2.5L | 58 | 430 | | 175-4280 | 8C-3612 | — |
| 1995-91 L4 2.5L Optional | 58 | 500 | | 175-4280 | 8C-3612 | — |
| 1995-91 L6 4.0L | 58 | 430 | | 175-4280 | 8C-3612 | — |
| 1990 L4 2.5L EXC. YJ58 | 430 | | | 175-4280 | 8C-3612 | — |
| 1990 L4 2.5L YJ | 55 | 420 | | — | 8C-3611 | — |
| 1990 L4 2.5L YJ, Optional | 56 | 450 | | — | 8C-3611 | — |
| 1990 L6 4.2L | 58 | 430 | | 175-4280 | 8C-3612 | — |
| KIA | | | | | | |
| Amanti | | | | | | |
| 2009-07 V6 3.8L | 124R | 600 | | — | — | — |
| 2006-04 V6 3.5L | 124R | 600 | | — | — | — |
| Borrego | | | | | | |
| 2010-09 V6 3.8L | 124R | 600 | | — | — | — |
| 2010 V8 4.6L | 124R | 600 | | — | — | — |
| 2009 V8 4.6L | 165 | 900 | | — | — | — |
| Forte | | | | | | |
| 2010 L4 2.0L | 124R | 600 | | — | — | — |
| 2010 L4 2.4L | 124R | 600 | | — | — | — |
| Magentis | | | | | | |
| 2010-02 V6 2.7L | 124R | 600 | | — | — | — |
| 2010-01 L4 2.4L | 124R | 600 | | — | — | — |
| 2001 V6 2.5L | 124R | 600 | | — | — | — |

| MAKE EQUIPMENT TYPE YEAR / MODEL | O.E. BCI NO. | CCA @ ° F | Notes | PREMIUM HIGH OUTPUT | GENERAL SERVICE | |
|--|--------------------|-----------------|-------|---------------------------|-----------------|----------|
| | | | | | (U.S. Only) | |
| KIA (Continued) | | | | | | |
| Optima | | | | | | |
| 2010-04 L4 2.4L | 124R | 600 | | — | — | — |
| 2010-02 V6 2.7L | 124R | 600 | | — | — | — |
| 2003-01 L4 2.4L | 47 | 600 | {49} | — | — | — |
| 2001 V6 2.5L | 47 | 600 | {49} | — | — | — |
| Rio | | | | | | |
| 2010-03 L4 1.6L | 121R | 500 | | — | — | — |
| 2002-01 L4 1.5L | 121R | 500 | | — | — | — |
| Rio5 | | | | | | |
| 2010-06 L4 1.6L | 121R | 500 | | — | — | — |
| Rondo | | | | | | |
| 2010-07 L4 2.4L | 124R | 600 | | — | — | — |
| 2010-07 V6 2.7L | 124R | 600 | | — | — | — |
| Sedona | | | | | | |
| 2010-07 V6 3.8L | 124R | 600 | | — | — | — |
| 2006 V6 3.8L | 124R | 500 | | — | — | — |
| 2005-03 V6 3.5L | 124R | 500 | | — | — | — |
| 2002 V6 3.5L Mfrgd. After June 30 | 24F | 600 | {17} | — | 3T-5858 | — |
| 2002 V6 3.5L Mfrgd. Before July 1 | 24 | 600 | {17} | 153-5656 | 3T-5857 | — |
| Sephia | | | | | | |
| 2001-95 L4 1.8L | 90 | 450 | | — | — | — |
| 1997-94 L4 1.6L | 56 | 450 | | — | 8C-3611 | — |
| Sorento | | | | | | |
| 2011 L4 2.4L | 124R | 700 | | — | — | — |
| 2011 V6 3.5L | 124R | 700 | | — | — | — |
| 2009-07 V6 3.8L | 34 | 700 | | — | — | — |
| 2009 V6 3.3L | 34 | 500 | | — | 8C-3600 | — |
| 2008 V6 3.3L | 34 | 700 | | — | — | — |
| 2006-03 V6 3.5L | 34 | 500 | | — | 8C-3600 | — |
| Soul | | | | | | |
| 2010 L4 1.6L | 35 | 500 | | — | 250-0487 | — |
| 2010 L4 2.0L | 35 | 500 | | — | 250-0487 | — |
| Spectra | | | | | | |
| 2009-04 L4 2.0L | 90 | 540 | {49} | — | — | — |
| 2004-00 L4 1.8L | 90 | 540 | {49} | — | — | — |
| Spectra5 | | | | | | |
| 2009-05 L4 2.0L | 90 | 540 | {49} | — | — | — |
| Sportage | | | | | | |
| 2011 L4 2.4L | 124R | 700 | | — | — | — |
| 2010-05 L4 2.0L | 124R | 600 | | — | — | — |
| 2010-05 V6 2.7L | 124R | 600 | | — | — | — |
| 2002-01 L4 2.0L | 86 | 540 | {49} | — | 8C-3600 | 250-0489 |
| 2000 L4 2.0L From 5/16/00 | 86 | 540 | {49} | — | 8C-3600 | 250-0489 |
| 2000 L4 2.0L To 5/16/00 | 58 | 470 | {49} | 175-4280 | 8C-3612 | — |
| 1999-95 L4 2.0L | 58 | 470 | {49} | 175-4280 | 8C-3612 | — |
| LAMBORGHINI | | | | | | |
| Gallardo | | | | | | |
| 2010 V10 5.2L | NA | NA | | — | — | — |
| 2009-08 V10 5.0L | 49 | 800 | {1} | — | 307-0751{32} | — |
| 2009 V10 5.2L | 49 | 800 | {1} | — | 307-0751{32} | — |
| Murcielago | | | | | | |
| 2010 V12 6.5L | NA | NA | | — | — | — |
| 2009-08 V12 6.5L | 49 | 800 | {1} | — | 307-0751{32} | — |

Passenger Cars

LAND ROVER – LEXUS



IMPORTANT NOTE: BATTERIES CAN EXPLODE! Always wear safety glasses AND shield eyes when working around batteries. Always check for proper polarity and sufficient terminal clearance BEFORE final installation to avoid dangerous sparks, potential explosion, possible severe personal injury and/or expensive electrical system and/or vehicle/equipment damage or fire.

| MAKE EQUIPMENT TYPE YEAR / MODEL | O.E. BCI NO. | CCA @ ° F | Notes | PREMIUM HIGH OUTPUT | GENERAL SERVICE | |
|---|--------------------|-----------------|-------|---------------------------|-----------------|--------------|
| | | | | | (U.S. Only) | |
| LAND ROVER | | | | | | |
| Defender (Includes 90, 110) | | | | | | |
| 1997 V8 4.0L | 24 | 600 | {24} | 153-5656 | 3T-5857 | 250-0486 |
| 1995-94 V8 3.9L | 24 | 600 | {24} | 153-5656 | 3T-5857 | 250-0486 |
| 1993 V8 3.9L | 24 | 600 | | 153-5656 | 3T-5857 | 250-0486 |
| Discovery | | | | | | |
| 2004-03 V8 4.6L | 24 | 590 | {24} | 153-5656 | 3T-5857 | 250-0486 |
| 2002-99 V8 4.0L | 24 | 600 | {24} | 153-5656 | 3T-5857 | 250-0486 |
| 1998 V8 4.0L | 24 | 600 | | 153-5656 | 3T-5857 | 250-0486 |
| 1997-96 V8 4.0L | 34 | 600 | | — | 250-0486 | 127-0826 |
| 1995-94 V8 3.9L | 34 | 600 | | — | 250-0486 | 127-0826 |
| FreeLander | | | | | | |
| 2005-03 V6 2.5L | 47 | 480 | | — | — | — |
| 2002 V6 2.5L | 91 | 690 | | — | — | — |
| LR2 | | | | | | |
| 2010-08 L6 3.2L | 94R | 700 | | — | — | — |
| LR3 | | | | | | |
| 2009-05 V8 4.4L | 94R | 700 | | — | — | — |
| 2008-07 V6 4.0L | 94R | 700 | | — | — | — |
| 2006-05 V6 4.0L | 49 | 720 | | — | 307-0751{32} | — |
| LR4 | | | | | | |
| 2010 V8 5.0L | 94R | 700 | | — | — | — |
| Range Rover (Includes Rover II, 3500S) | | | | | | |
| 2010 V8 5.0L | 49 | 720 | | — | 307-0751{32} | — |
| 2009-07 V8 4.2L | 49 | 800 | | — | 307-0751{32} | — |
| 2009-07 V8 4.4L | 49 | 800 | | — | 307-0751{32} | — |
| 2006-03 V8 4.4L | 95R | 850 | | — | — | — |
| 2006 V8 4.2L | 94R | 700 | | — | — | — |
| 2006 V8 4.2L | 95R | 850 | | — | — | — |
| 2006 V8 4.4L | 94R | 700 | | — | — | — |
| 2002-99 V8 4.6L | 30H | 900 | | — | 8C-3627 | 127-0824{29} |
| 2000-99 V8 4.0L | 30H | 900 | | — | 8C-3627 | 127-0824{29} |
| 1998-96 V8 4.0L US | 24 | 600 | | 153-5656 | 3T-5857 | 250-0486 |
| 1998-96 V8 4.6L US | 24 | 600 | | 153-5656 | 3T-5857 | 250-0486 |
| 1997-96 V8 4.0L Canada | 24 | 900 | | — | 127-0826 | 127-0824 |
| 1997-96 V8 4.6L Canada | 24 | 900 | | — | 127-0826 | 127-0824 |
| 1995-93 V8 4.2L Canada | 24 | 900 | | — | 127-0826 | 127-0824 |
| 1995-93 V8 4.2L US | 24 | 600 | | 153-5656 | 3T-5857 | 250-0486 |
| 1995-90 V8 3.9L | 24 | 600 | {24} | 153-5656 | 3T-5857 | 250-0486 |
| 1995 V8 4.0L | 30H | 900 | | — | 8C-3627 | 127-0824{29} |
| LEXUS | | | | | | |
| ES 250 | | | | | | |
| 1991-90 V6 2.5L | 35 | 360 | | — | 250-0487 | — |
| ES 300 | | | | | | |
| 2003-99 V6 3.0L | 35 | 360 | | — | 250-0487 | — |
| 2003-92 V6 3.0L Optional | 24F | 585 | | — | 3T-5858 | 250-0487 |
| 1997-92 V6 3.0L | 35 | 360 | | — | 250-0487 | — |
| ES 330 | | | | | | |
| 2006-04 V6 3.3L | 24F | 585 | | — | 3T-5858 | 250-0487 |
| ES 350 | | | | | | |
| 2010-07 V6 3.5L | 24F | 585 | | — | 3T-5858 | 250-0487 |
| LEXUS (Continued) | | | | | | |
| GS 300 | | | | | | |
| 2006 V6 3.0L | 24 | 585 | | 153-5656 | 3T-5857 | — |
| 2005-98 L6 3.0L | 24 | 585 | | 153-5656 | 3T-5857 | — |
| 1997-93 L6 3.0L | 24F | 585 | | — | 3T-5858 | 250-0487 |
| GS 350 | | | | | | |
| 2010-07 V6 3.5L | 24 | 585 | | 153-5656 | 3T-5857 | — |
| GS 400 | | | | | | |
| 2000-98 V8 4.0L | 24 | 585 | | 153-5656 | 3T-5857 | — |
| GS 430 | | | | | | |
| 2007-01 V8 4.3L | 24 | 585 | | 153-5656 | 3T-5857 | — |
| GS450h | | | | | | |
| 2010-08 V6 3.5L Hybrid | S65D26L | 360 | | — | — | — |
| 2007 V6 3.5L Hybrid | 51R | 510 | | — | — | — |
| GS460 | | | | | | |
| 2010-08 V8 4.6L | 24 | 585 | | 153-5656 | 3T-5857 | — |
| GX 470 | | | | | | |
| 2009-03 V8 4.7L | 27F | 710 | | — | 8C-3602 | — |
| GX460 | | | | | | |
| 2010 V8 4.6L | 27F | 710 | | — | 8C-3602 | — |
| HS250h | | | | | | |
| 2010 L4 2.4L | NA | NA | | — | — | — |
| IS F | | | | | | |
| 2010-08 V8 5.0L | 24 | 585 | | 153-5656 | 3T-5857 | — |
| IS250 | | | | | | |
| 2010-06 V6 2.5L | 24 | 585 | | 153-5656 | 3T-5857 | — |
| IS300 | | | | | | |
| 2005-01 L6 3.0L | 24 | 585 | | 153-5656 | 3T-5857 | — |
| IS350 | | | | | | |
| 2010-06 V6 3.5L | 24 | 585 | | 153-5656 | 3T-5857 | — |
| LS 400 | | | | | | |
| 2000-95 V8 4.0L | 24F | 585 | | — | 3T-5858 | 250-0487 |
| 1994-90 V8 4.0L | 27F | 580 | | — | 8C-3602 | 3T-5858 |
| LS 430 | | | | | | |
| 2006-01 V8 4.3L | 24F | 585 | | — | 3T-5858 | 250-0487 |
| LS 460 | | | | | | |
| 2010-07 V8 4.6L | 24 | 585 | | 153-5656 | 3T-5857 | — |
| LS600h | | | | | | |
| 2010-09 V8 5.0L Hybrid | 27F | 625 | | — | 8C-3602 | 3T-5858 |
| 2008 V8 5.0L Hybrid | S75D31L | 450 | | — | — | — |
| LX 450 | | | | | | |
| 1997-96 L6 4.5L | 27F | 625 | | — | 8C-3602 | 3T-5858 |
| LX 470 | | | | | | |
| 2007-03 V8 4.7L | 27F | 710 | | — | 8C-3602 | — |
| 2002 V8 4.7L | 27F | 585 | | — | 8C-3602 | 3T-5858 |
| 2001-98 V8 4.7L | 27F | 650 | | — | 8C-3602 | 3T-5858 |
| LX570 | | | | | | |
| 2010-08 V8 5.7L | 27F | 710 | | — | 8C-3602 | — |
| RX 300 | | | | | | |
| 2003-99 V6 3.0L | 24F | 585 | | — | 3T-5858 | 250-0487 |
| RX 330 | | | | | | |
| 2006-04 V6 3.3L | 24F | 585 | | — | 3T-5858 | 250-0487 |
| RX 350 | | | | | | |
| 2010-07 V6 3.5L | 24F | 585 | | — | 3T-5858 | 250-0487 |

- {1} Battery gasses need to be vented to outside. {6} Installation may take over 30 mins.
- {24} OEM Used various size batteries in production. Check original battery for size and correct fit.
- {26} Replacement battery is wider than OE. Hold-down and/or tray replacement may be necessary.
- {29} Battery hold-down may need to be replaced and/or modified. Battery cable replacement may be necessary.
- {32} Replacement battery is longer than OE. Hold-down and/or tray replacement may be necessary.
- {46} Battery located in trunk. Spare tire may have to be removed. {212} Best Performance Estimate.

Passenger Cars

LEXUS – MAYBACH

IMPORTANT NOTE: BATTERIES CAN EXPLODE! Always wear safety glasses AND shield eyes when working around batteries. Always check for proper polarity and sufficient terminal clearance BEFORE final installation to avoid dangerous sparks, potential explosion, possible severe personal injury and/or expensive electrical system and/or vehicle/equipment damage or fire.

| MAKE EQUIPMENT TYPE YEAR / MODEL | O.E. BCI NO. | CCA @ ° F | Notes | PREMIUM HIGH OUTPUT | GENERAL SERVICE | |
|--|--------------------|-----------------|-------|---------------------------|-----------------|----------|
| | | | | | (U.S. Only) | |
| LEXUS (Continued) | | | | | | |
| RX400h | | | | | | |
| 2008-07 V6 3.3L Hybrid 51R | 435 | | | — | 250-0487(26) | — |
| 2006 V6 3.3L Hybrid 51R | 500 | | | — | 250-0487(26) | — |
| RX450h | | | | | | |
| 2010 V6 3.5L Hybrid 51R | 500 | | | — | 250-0487(26) | — |
| SC 300 | | | | | | |
| 2000-97 L6 3.0L | 24F | 585 | | — | 3T-5858 | 250-0487 |
| 1996-92 L6 3.0L | 27F | 450 | | — | 8C-3602 | 3T-5858 |
| SC 400 | | | | | | |
| 2000-92 V8 4.0L | 27F | 625 | {6} | — | 8C-3602 | 3T-5858 |
| SC 430 | | | | | | |
| 2010-03 V8 4.3L | 48 | 585 | | — | 307-0751 | — |
| 2002 V8 4.3L | 48 | 625 | | — | 307-0751 | — |
| LINCOLN | | | | | | |
| Aviator | | | | | | |
| 2005-03 V8 4.6L | 65 | 650 | | 230-6368 | 250-0484 | — |
| Blackwood | | | | | | |
| 2002 V8 5.4L | 65 | 650 | | 230-6368 | 250-0484 | — |
| Continental | | | | | | |
| 2002-97 V8 4.6L | 65 | 750 | | 230-6368 | — | — |
| 1996-95 V8 4.6L | 65 | 850 | | 230-6368 | — | — |
| 1994-90 V6 3.8L | 65 | 650 | | 230-6368 | 250-0484 | — |
| 1994-90 V6 3.8L Heated windshield | 65 | 850 | | 230-6368 | — | — |
| LS | | | | | | |
| 2006-00 V8 3.9L | 66 | 650 | {46} | 230-6368 | 250-0484 | — |
| 2005-00 V6 3.0L | 66 | 650 | {46} | 230-6368 | 250-0484 | — |
| MKS | | | | | | |
| 2010-09 V6 3.7L | 65 | 650 | | 230-6368 | 250-0484 | — |
| 2010 V6 3.5L | 65 | 650 | | 230-6368 | 250-0484 | — |
| MKT | | | | | | |
| 2010 V6 3.5L | 65 | 750 | | 230-6368 | — | — |
| 2010 V6 3.7L | 65 | 750 | | 230-6368 | — | — |
| MKX | | | | | | |
| 2010-07 V6 3.5L | 36R | 540 | | — | — | — |
| MKZ | | | | | | |
| 2010 V6 3.5L | 96R | 500 | | — | — | — |
| 2009-07 V6 3.5L | 96R | 590 | | — | — | — |
| Mark LT | | | | | | |
| 2008-06 V8 5.4L Heavy Duty | 65 | 650 | | 230-6368 | 250-0484 | — |
| 2008-06 V8 5.4L Primary Battery | 59 | 540 | | — | 8C-3612 | — |
| Mark Series | | | | | | |
| 1998-93 V8 4.6L Canada or Optional US | 65 | 850 | | 230-6368 | — | — |
| 1998-93 V8 4.6L US | 65 | 650 | | 230-6368 | 250-0484 | — |
| 1992-90 V8 5.0L | 65 | 850 | | 230-6368 | — | — |
| Navigator | | | | | | |
| 2010-08 V8 5.4L | 65 | 650 | | 230-6368 | 250-0484 | — |
| 2010-08 V8 5.4L Optional | 65 | 750 | | 230-6368 | — | — |
| 2007 V8 5.4L | 65 | 750 | | 230-6368 | — | — |
| 2006-98 V8 5.4L | 65 | 650 | | 230-6368 | 250-0484 | — |
| 2006-98 V8 5.4L Optional | 65 | 750 | | 230-6368 | — | — |
| Town Car | | | | | | |
| 2010 V8 4.6L | NA | NA | | — | — | — |
| 2009-91 V8 4.6L | 65 | 650 | | 230-6368 | 250-0484 | — |
| 2005 V8 4.6L Optional or Limo | 65 | 750 | | 230-6368 | — | — |

| MAKE EQUIPMENT TYPE YEAR / MODEL | O.E. BCI NO. | CCA @ ° F | Notes | PREMIUM HIGH OUTPUT | GENERAL SERVICE | |
|--|--------------------|-----------------|-------|---------------------------|-----------------|---|
| | | | | | (U.S. Only) | |
| LINCOLN (Continued) | | | | | | |
| Town Car (Continued) | | | | | | |
| 2004 V8 4.6L Optional or Limo | 65 | 650 | | 230-6368 | 250-0484 | — |
| 2003-99 V8 4.6L Optional or Limo | 65 | 750 | | 230-6368 | — | — |
| 1998-97 V8 4.6L Optional or Limo | 65 | 850 | | 230-6368 | — | — |
| 1996-95 V8 4.6L Optional or Limo | 65 | 750 | | 230-6368 | — | — |
| 1996-91 V8 4.6L Heated windshield | 65 | 850 | | 230-6368 | — | — |
| 1990 V8 5.0L | 65 | 650 | | 230-6368 | 250-0484 | — |
| 1990 V8 5.0L Heated windshield | 65 | 850 | | 230-6368 | — | — |
| Zephyr | | | | | | |
| 2006 V6 3.0L | 40R | 590 | | — | — | — |
| LOTUS | | | | | | |
| Elise | | | | | | |
| 2010 L4 1.8L | NA | NA | | — | — | — |
| 2009-08 L4 1.8L | 47 | 520 | {1} | — | — | — |
| 2007-05 L4 1.8L | 26R | 550 | | — | — | — |
| Evora | | | | | | |
| 2010 V6 3.5L | NA | NA | | — | — | — |
| Exige | | | | | | |
| 2010 L4 1.8L | NA | NA | | — | — | — |
| 2009-08 L4 1.8L | 48 | 600 | {1} | — | 307-0751 | — |
| 2007-06 L4 1.8L | 26R | 550 | | — | — | — |
| MASERATI | | | | | | |
| Coupe | | | | | | |
| 2007-05 V8 4.2L | 48 | 785 | {212} | — | 307-0751 | — |
| GranSport | | | | | | |
| 2007-05 V8 4.2L | 48 | 785 | {212} | — | 307-0751 | — |
| GranTurismo | | | | | | |
| 2010 V8 4.2L | NA | NA | | — | — | — |
| 2010 V8 4.7L | NA | NA | | — | — | — |
| 2009-08 V8 4.2L | 48 | 600 | {1} | — | 307-0751 | — |
| 2009 V8 4.7L | 48 | 600 | {1} | — | 307-0751 | — |
| Quattroporte | | | | | | |
| 2010 V8 4.2L | NA | NA | | — | — | — |
| 2010 V8 4.7L | NA | NA | | — | — | — |
| 2009-08 V8 4.2L | 48 | 600 | {1} | — | 307-0751 | — |
| 2009 V8 4.7L | 49 | 850 | {1} | — | 307-0751(32) | — |
| 2007-05 V8 4.2L | 48 | 785 | {212} | — | 307-0751 | — |
| Spyder | | | | | | |
| 2006-05 V8 4.2L | 48 | 785 | {212} | — | 307-0751 | — |
| MAYBACH | | | | | | |
| 57 | | | | | | |
| 2010 V12 5.5L | NA | NA | | — | — | — |
| 2010 V12 6.0L | NA | NA | | — | — | — |
| 2009-06 V12 6.0L | 49 | 850 | {1} | — | 307-0751(32) | — |
| 2009-03 V12 5.5L | 49 | 850 | {1} | — | 307-0751(32) | — |
| 62 | | | | | | |
| 2010 V12 5.5L | NA | NA | | — | — | — |
| 2010 V12 6.0L | NA | NA | | — | — | — |
| 2009-07 V12 6.0L | 49 | 850 | {1} | — | 307-0751(32) | — |
| 2009-03 V12 5.5L | 49 | 850 | {1} | — | 307-0751(32) | — |

Passenger Cars

MAZDA



IMPORTANT NOTE: BATTERIES CAN EXPLODE! Always wear safety glasses AND shield eyes when working around batteries. Always check for proper polarity and sufficient terminal clearance BEFORE final installation to avoid dangerous sparks, potential explosion, possible severe personal injury and/or expensive electrical system and/or vehicle/equipment damage or fire.

| MAKE EQUIPMENT TYPE YEAR / MODEL | O.E. BCI NO. | CCA @ 0° F | Notes | PREMIUM HIGH OUTPUT | GENERAL SERVICE | |
|--|--------------------|------------------|-------|---------------------------|-----------------|--------------|
| | | | | | (U.S. Only) | |
| MAZDA | | | | | | |
| 3 | | | | | | |
| 2010-08 L4 2.0L AT | 35 | 550 | | — | 250-0489 | 250-0487 |
| 2010-08 L4 2.0L MT | 26R | 540 | | — | 250-0489{32} | — |
| 2010 L4 2.3L AT | 35 | 550 | | — | 250-0489 | 250-0487 |
| 2010 L4 2.3L MT | 26R | 540 | | — | 250-0489{32} | — |
| 2010 L4 2.5L AT | 35 | 550 | | — | 250-0489 | 250-0487 |
| 2010 L4 2.5L MT | 26R | 540 | | — | 250-0489{32} | — |
| 2009-08 L4 2.3L AT | 35 | 355 | | — | 3T-5859 | 250-0489 |
| 2009-08 L4 2.3L MT | 26R | 310 | | — | 250-0489{32} | — |
| 2007 L4 2.0L | 24F | 585 | | — | 3T-5858 | 250-0486 |
| 2007 L4 2.3L | 35 | 355 | | — | 3T-5859 | 250-0489 |
| 2006-04 L4 2.3L | 35 | 550 | | — | 250-0489 | 250-0487 |
| 2006 L4 2.0L | 35 | 550 | | — | 250-0489 | 250-0487 |
| 2005-04 L4 2.0L | | | | | | |
| Optional | 35 | 520 | | — | 250-0489 | 250-0487 |
| 2005 L4 2.0L | 21R | 350 | | — | 250-0489{32} | 250-0487{32} |
| 2004 L4 2.0L | 21R | 310 | | — | 250-0489{32} | 250-0487{32} |
| 323 | | | | | | |
| 1995 L4 1.6L | NA | NA | | — | — | — |
| 1994-93 L4 1.8L | 35 | 550 | | — | 250-0487 | — |
| 1994-92 L4 1.6L | 35 | 350 | | — | 3T-5859 | 250-0489 |
| 1991-90 L4 1.6L | 21R | 310 | | — | 3T-5859 | 250-0487{32} |
| 1991-90 L4 1.6L | | | | | | |
| Optional | 35 | 360 | | — | 250-0487 | — |
| 1991 L4 1.8L | 35 | 360 | | — | 250-0487 | — |
| 1991 L4 1.8L | | | | | | |
| Optional | 21R | 310 | | — | 3T-5859 | 250-0487{32} |
| 1990 L4 1.8L | 21R | 310 | | — | 3T-5859 | 250-0487{32} |
| 1990 L4 1.8L | | | | | | |
| Optional | 35 | 360 | | — | 250-0487 | — |
| 5 | | | | | | |
| 2010 L4 2.3L AT | 35 | 550 | | — | 250-0487 | — |
| 2010 L4 2.3L MT | 26R | 540 | | — | 250-0489{32} | — |
| 2009 L4 2.3L AT | 35 | 355 | | — | 250-0487 | — |
| 2009 L4 2.3L MT | 26R | 310 | | — | — | — |
| 2008-06 L4 2.3L | 35 | 550 | | — | 250-0487 | — |
| 6 | | | | | | |
| 2010-09 L4 2.5L | 96R | 590 | | — | — | — |
| 2010-09 V6 3.7L | 96R | 590 | | — | — | — |
| 2008-07 L4 2.3L | 40R | 585 | | — | — | — |
| 2008-07 V6 3.0L | 40R | 585 | | — | — | — |
| 2006-03 L4 2.3L | 40R | 590 | | — | — | — |
| 2006-03 V6 3.0L | 40R | 590 | | — | — | — |
| 626 | | | | | | |
| 2002-98 L4 2.0L | 36R | 580 | | — | — | — |
| 2002-98 V6 2.5L | 36R | 580 | | — | — | — |
| 1997-93 L4 2.0L | 58R | 580 | | — | — | — |
| 1997-93 V6 2.5L | 58R | 580 | | — | — | — |
| 1992-90 L4 2.2L | 21R | 310 | | — | 250-0489{32} | 250-0487{32} |
| 1992-90 L4 2.2L | | | | | | |
| Optional | 35 | 350 | | — | 250-0487 | — |
| 929 | | | | | | |
| 1995-92 V6 3.0L | 35 | 350 | | — | 250-0487 | — |
| 1991-90 V6 3.0L Canada or | | | | | | |
| Optional US | 24F | 585 | | — | 3T-5858 | 250-0486 |
| 1991-90 V6 3.0L US | 21R | 310 | | — | 250-0489{32} | 250-0487{32} |
| B2200 - Pickup | | | | | | |
| 1993-90 L4 2.2L Canada or | | | | | | |
| Optional US | 24 | 490 | | 153-5656 | 8C-3600 | 3T-5857 |
| 1993-90 L4 2.2L US | 21 | 310 | | — | 8C-3600 | 250-0489{32} |

| MAKE EQUIPMENT TYPE YEAR / MODEL | O.E. BCI NO. | CCA @ 0° F | Notes | PREMIUM HIGH OUTPUT | GENERAL SERVICE | |
|--|--------------------|------------------|-------|---------------------------|-----------------|--------------|
| | | | | | (U.S. Only) | |
| MAZDA (Continued) | | | | | | |
| B2300 - Pickup | | | | | | |
| 2009 L4 2.3L | 59 | 590 | | — | 8C-3612 | — |
| 2008-07 L4 2.3L | 59 | 540 | | — | 8C-3612 | — |
| 2006-03 L4 2.3L | 59 | 590 | | — | 8C-3612 | — |
| 2002-01 L4 2.3L | 59 | 540 | | — | 8C-3612 | — |
| 1997 L4 2.3L | 59 | 540 | | — | 8C-3612 | — |
| 1996-94 L4 2.3L | 58 | 540 | | — | 8C-3612 | — |
| B2500 - Pickup | | | | | | |
| 2001 L4 2.5L | 59 | 590 | | — | 8C-3612 | — |
| 2000-98 L4 2.5L | 59 | 540 | | — | 8C-3612 | — |
| B2600 - Pickup | | | | | | |
| 1993-91 L4 2.6L Canada or | | | | | | |
| Optional US | 24 | 585 | | 153-5656 | 3T-5857 | 250-0486 |
| 1993-91 L4 2.6L US | 21 | 310 | | — | 8C-3600 | 250-0489{32} |
| 1990 L4 2.6L | 21 | 310 | | — | 8C-3600 | 250-0489{32} |
| 1990 L4 2.6L | | | | | | |
| Optional | 24 | 585 | | 153-5656 | 3T-5857 | 250-0486 |
| B3000 - Pickup | | | | | | |
| 2007 V6 3.0L | 59 | 540 | | — | 8C-3612 | — |
| 2006-99 V6 3.0L | 59 | 590 | | — | 8C-3612 | — |
| 2003 V6 3.0L | 59 | 540 | | — | 8C-3612 | — |
| 1998 V6 3.0L | 59 | 540 | | — | 8C-3612 | — |
| 1997 V6 3.0L | 59 | 590 | | — | 8C-3612 | — |
| 1996-94 V6 3.0L | 58 | 540 | | — | 8C-3612 | — |
| B4000 - Pickup | | | | | | |
| 2009 V6 4.0L | 59 | 590 | | — | 8C-3612 | — |
| 2008-07 V6 4.0L | 59 | 540 | | — | 8C-3612 | — |
| 2006-01 V6 4.0L | 59 | 590 | | — | 8C-3612 | — |
| 2000-98 V6 4.0L | 59 | 540 | | — | 8C-3612 | — |
| 1997-94 V6 4.0L | 65 | 650 | | 230-6368 | 250-0484 | — |
| CX-7 | | | | | | |
| 2010 L4 2.3L | 35 | 550 | | — | 250-0489 | 250-0487 |
| 2010 L4 2.5L | 35 | 550 | | — | 250-0489 | 250-0487 |
| 2009-07 L4 2.3L | 35 | 360 | | — | 250-0487 | — |
| CX-9 | | | | | | |
| 2010-08 V6 3.7L | 24F | 585 | | — | 3T-5858 | 250-0486 |
| 2007 V6 3.5L | 24F | 585 | | — | 3T-5858 | 250-0486 |
| MPV | | | | | | |
| 2006-02 V6 3.0L | 35 | 360 | | — | 3T-5859 | 250-0489 |
| 2006-02 V6 3.0L | | | | | | |
| Optional | 24F | 490 | | — | 3T-5858 | 250-0489 |
| 2001 V6 2.5L | | | | | | |
| Optional | 24F | 490 | | — | 3T-5858 | 250-0489 |
| 2000 V6 2.5L | 35 | 360 | | — | 3T-5859 | 250-0489 |
| 1998-96 V6 3.0L Canada or | | | | | | |
| Optional US | 24F | 490 | | — | 3T-5858 | 250-0489 |
| 1998-96 V6 3.0L US | 35 | 350 | | — | 3T-5859 | 250-0489 |
| 1995-93 V6 3.0L 2WD | 21R | 310 | | — | 250-0489{32} | 250-0487{32} |
| 1995-93 V6 3.0L 4WD | 24F | 490 | | — | 3T-5858 | 250-0489 |
| 1994-93 L4 2.6L 2WD | 21R | 310 | | — | 250-0489{32} | 250-0487{32} |
| 1994-93 L4 2.6L 4WD | 24F | 490 | | — | 3T-5858 | 250-0489 |
| 1992-90 L4 2.6L Canada or | | | | | | |
| Optional US | 24F | 585 | | — | 3T-5858 | 250-0486 |
| 1992-90 L4 2.6L US | 21R | 310 | | — | 250-0489{32} | 250-0487{32} |
| 1992-90 V6 3.0L Canada or | | | | | | |
| Optional US | 24F | 585 | | — | 3T-5858 | 250-0486 |
| 1992-90 V6 3.0L US | 21R | 310 | | — | 250-0489{32} | 250-0487{32} |

{1} Battery gasses need to be vented to outside. {26} Replacement battery is wider than OE. Hold-down and/or tray replacement may be necessary.

{27} Check OE CCA requirements. Replacement CCA may not be sufficient.

{32} Replacement battery is longer than OE. Hold-down and/or tray replacement may be necessary.

{46} Battery located in trunk. Spare tire may have to be removed. {80} Sealed Valve-Regulated Battery Required. {212} Best Performance Estimate.

Passenger Cars

MAZDA — MERCEDES-BENZ

IMPORTANT NOTE: BATTERIES CAN EXPLODE! Always wear safety glasses AND shield eyes when working around batteries. Always check for proper polarity and sufficient terminal clearance BEFORE final installation to avoid dangerous sparks, potential explosion, possible severe personal injury and/or expensive electrical system and/or vehicle/equipment damage or fire.

| MAKE EQUIPMENT TYPE YEAR / MODEL | O.E. BCI NO. | CCA @ ° F | Notes | PREMIUM HIGH OUTPUT | GENERAL SERVICE | |
|--|--------------------|-----------------|--------|---------------------------|-----------------|--------------|
| | | | | | (U.S. Only) | |
| MAZDA (Continued) | | | | | | |
| MX3 | | | | | | |
| 1996-92 L4 1.6L | 21R | 310 | | — | 250-0489{32} | 250-0487{32} |
| 1996-92 L4 1.6L Optional | 35 | 350 | | — | 3T-5859 | 250-0489 |
| 1995-92 V6 1.8L | 35 | 420 | | — | 3T-5859 | 250-0489 |
| MX6 | | | | | | |
| 1997-93 L4 2.0L | 58R | 580 | | — | — | — |
| 1997-93 V6 2.5L | 58R | 580 | | — | — | — |
| 1992-91 L4 2.2L Cold Climate | 35 | 350 | | — | 250-0487 | — |
| 1992-91 L4 2.2L ex. Cold Climate | 21R | 310 | | — | 3T-5859 | 250-0487{32} |
| 1990 L4 2.2L | 21R | 310 | | — | 3T-5859 | 250-0487{32} |
| Miata | | | | | | |
| 2010-06 L4 2.0L | 51R | 410 | {1} | — | 250-0487{26} | — |
| 2005-99 L4 1.8L | 46A24L | 320 | {1,46} | — | — | — |
| 1997-94 L4 1.8L | 46A24L | 320 | {1,46} | — | — | — |
| 1993-90 L4 1.6L | 46A24L | 320 | {1,46} | — | — | — |
| Millenia | | | | | | |
| 2002-01 V6 2.5L Optional | 24F | 490 | | — | 3T-5858 | 250-0489 |
| 2002-95 V6 2.3L Optional | 24F | 585 | | — | 3T-5858 | 250-0486 |
| 2002 V6 2.5L | 35 | 520 | | — | 250-0489 | 250-0487 |
| 2001 V6 2.3L | 35 | 520 | | — | 250-0489 | 250-0487 |
| 2001 V6 2.5L | 35 | 360 | | — | 3T-5859 | 250-0489 |
| 2000-95 V6 2.3L | 35 | 490 | | — | 250-0489 | 250-0487 |
| 2000-95 V6 2.5L | 35 | 350 | | — | 3T-5859 | 250-0489 |
| Navajo | | | | | | |
| 1994-91 V6 4.0L | 65 | 650 | | 230-6368 | 250-0484 | — |
| Protege | | | | | | |
| 2003-01 L4 1.6L | 21R | 310 | | — | 3T-5859 | 250-0487{32} |
| 2003-01 L4 2.0L | 21R | 310 | | — | 3T-5859 | 250-0487{32} |
| 2003-01 L4 2.0L Optional | 35 | 520 | | — | 250-0487 | — |
| 2001 L4 1.6L Optional | 35 | 520 | | — | 250-0489 | 250-0487 |
| 2000-99 L4 1.6L Optional | 35 | 350 | | — | 250-0487 | — |
| 2000-99 L4 1.8L | 35 | 350 | | — | 250-0487 | — |
| 1999 L4 1.6L | 21R | 310 | | — | 3T-5859 | 250-0487{32} |
| 1998-95 L4 1.5L | 21R | 310 | | — | 250-0489{32} | 250-0487{32} |
| 1998-95 L4 1.5L Optional | 35 | 350 | | — | 3T-5859 | 250-0489 |
| 1998-95 L4 1.8L | 21R | 310 | | — | 3T-5859 | 250-0487{32} |
| 1995 L4 1.6L | NA | NA | | — | — | — |
| 1994-92 L4 1.8L | 35 | 350 | | — | 250-0487 | — |
| 1991-90 L4 1.8L California | 21R | 310 | | — | 3T-5859 | 250-0487{32} |
| 1991-90 L4 1.8L ex. California | 35 | 350 | | — | 250-0487 | — |
| RX-7 | | | | | | |
| 1995-94 R2 1.3L Canada | 24F | 490 | | — | 3T-5858 | 250-0489 |
| 1995-94 R2 1.3L w/AT | 24F | 490 | | — | 3T-5858 | 250-0489 |
| 1995-94 R2 1.3L w/MT | 35 | 420 | | — | 3T-5859 | 250-0489 |
| 1993 R2 1.3L | 35 | 350 | | — | 3T-5859 | 250-0489 |
| 1991-90 R2 1.3L Canada or Optional US | 35 | 405 | | — | 3T-5859 | 250-0489 |
| 1991 R2 1.3L US | 35 | 350 | | — | 3T-5859 | 250-0489 |
| 1990 R2 1.3L US | 21R | 320 | | — | 250-0489{32} | 250-0487{32} |

| MAKE EQUIPMENT TYPE YEAR / MODEL | O.E. BCI NO. | CCA @ ° F | Notes | PREMIUM HIGH OUTPUT | GENERAL SERVICE | |
|--|--------------------|-----------------|---------|---------------------------|-----------------|---|
| | | | | | (U.S. Only) | |
| MAZDA (Continued) | | | | | | |
| RX8 | | | | | | |
| 2010-06 R2 1.3L | 35 | 640 | {27} | — | 250-0487 | — |
| 2005-04 R2 1.3L | 35 | 640 | {27} | — | 250-0487 | — |
| Tribute | | | | | | |
| 2010-09 L4 2.5L Hybrid 96R | 590 | | | — | — | — |
| 2010 L4 2.5L Exc Hybrid | 40R | 650 | | — | — | — |
| 2010 V6 3.0L | 40R | 650 | | — | — | — |
| 2009-08 V6 3.0L | 40R | 590 | | — | — | — |
| 2008 L4 2.3L | 40R | 590 | | — | — | — |
| 2006-05 L4 2.3L | 40R | 590 | | — | — | — |
| 2006-01 V6 3.0L | 40R | 590 | | — | — | — |
| 2004-01 L4 2.0L | 96R | 500 | | — | — | — |
| MERCEDES-BENZ | | | | | | |
| 190E | | | | | | |
| 1993-91 L4 2.3L | 48 | 550 | | — | 307-0751 | — |
| 1993-90 L6 2.6L | 48 | 550 | | — | 307-0751 | — |
| 300CE | | | | | | |
| 1993 L6 3.2L | 48 | 550 | | — | 307-0751 | — |
| 1992-90 L6 3.0L | 48 | 550 | | — | 307-0751 | — |
| 300D Turbo (Includes Diesel) | | | | | | |
| 1993-92 L5 2.5L Diesel | 49 | 825 | | — | 307-0751{32} | — |
| 1991-90 L5 2.5L Diesel | 49 | 740 | | — | 307-0751{32} | — |
| 300E (Includes 2.6, 2.8, 4Matic) | | | | | | |
| 1993-90 L6 3.0L | 48 | 550 | | — | 307-0751 | — |
| 1993 L6 2.8L | 48 | 550 | | — | 307-0751 | — |
| 1993 L6 3.2L | 48 | 550 | | — | 307-0751 | — |
| 1992-90 L6 2.6L | 48 | 550 | | — | 307-0751 | — |
| 300SD Turbo Diesel | | | | | | |
| 1993-92 L6 3.4L Diesel | 49 | 825 | | — | 307-0751{32} | — |
| 300SE, SEL, SL (Includes 3.2) | | | | | | |
| 1993-92 L6 3.0L | 49 | 825 | | — | 307-0751{32} | — |
| 1993-92 L6 3.2L | 49 | 825 | | — | 307-0751{32} | — |
| 1991-90 L6 3.0L | 49 | 740 | | — | 307-0751{32} | — |
| 300TE (Includes 4Matic) | | | | | | |
| 1993-90 L6 3.0L | 48 | 550 | | — | 307-0751 | — |
| 1993 L6 3.2L | 48 | 550 | | — | 307-0751 | — |
| 350SD, 350SDL | | | | | | |
| 1991-90 L6 3.4L Diesel | 49 | 740 | | — | 307-0751{32} | — |
| 400E, 400SE, 400SEL | | | | | | |
| 1993-92 V8 4.2L | 49 | 825 | | — | 307-0751{32} | — |
| 420SEL | | | | | | |
| 1991-90 V8 4.2L | 49 | 740 | | — | 307-0751{32} | — |
| 500 Series (Includes E, SEC, SEL, SL) | | | | | | |
| 1993-92 V8 5.0L | 49 | 825 | | — | 307-0751{32} | — |
| 1991-90 V8 5.0L | 49 | 740 | | — | 307-0751{32} | — |
| 560 Series (Includes SEC, SEL, SL) | | | | | | |
| 1991-90 V8 5.6L | 49 | 740 | | — | 307-0751{32} | — |
| 600 Series (Includes SEC, SEL, SL) | | | | | | |
| 1993-92 V12 6.0L | 49 | 825 | | — | 307-0751{32} | — |
| B200 | | | | | | |
| 2010-06 L4 2.0L | 48 | 680 | | — | 307-0751 | — |
| C220, C230, C240, C280, C320, C350 | | | | | | |
| 2010-08 V6 3.5L | 94R | 700 | {1,212} | — | 307-0751 | — |
| 2009 V6 2.5L | 48 | 680 | {1,212} | — | 307-0751 | — |
| 2008 V6 2.5L | NA | NA | | — | — | — |
| 2007-06 V6 2.5L | 49 | 760 | {1,80} | — | — | — |
| 2007-06 V6 3.0L | 49 | 760 | {1} | — | 307-0751{32} | — |
| 2007 V6 3.5L | 49 | 760 | {1} | — | 307-0751{32} | — |
| 2006 V6 3.5L | 49 | 760 | {1} | — | 307-0751{32} | — |
| 2005-04 V6 2.6L | 49 | 825 | {1} | — | 307-0751{32} | — |

Passenger Cars

MERCEDES-BENZ



IMPORTANT NOTE: BATTERIES CAN EXPLODE! Always wear safety glasses AND shield eyes when working around batteries. Always check for proper polarity and sufficient terminal clearance BEFORE final installation to avoid dangerous sparks, potential explosion, possible severe personal injury and/or expensive electrical system and/or vehicle/equipment damage or fire.

| MAKE EQUIPMENT TYPE YEAR / MODEL | O.E. BCI NO. | CCA @ ° F | Notes | PREMIUM HIGH OUTPUT | GENERAL SERVICE | |
|--|--------------------|-----------------|----------|---------------------------|-----------------|---|
| | | | | | (U.S. Only) | |
| MERCEDES-BENZ (Continued) | | | | | | |
| C220, C230, C240, C280, C320, C350 (Continued) | | | | | | |
| 2005-04 V6 3.2L | 49 | 825 | {1} | — | 307-0751{32} | — |
| 2005-03 L4 1.8L | 49 | 825 | {1} | — | 307-0751{32} | — |
| 2003 V6 2.6L | 49 | 850 | {1} | — | 307-0751{32} | — |
| 2003 V6 3.2L | 49 | 850 | {1} | — | 307-0751{32} | — |
| 2002-01 V6 2.6L | 49 | 825 | {1} | — | 307-0751{32} | — |
| 2002-01 V6 3.2L | 49 | 825 | {1} | — | 307-0751{32} | — |
| 2002 L4 2.3L | 49 | 825 | {1} | — | 307-0751{32} | — |
| 2000-98 V6 2.8L | 49 | 825 | {1} | — | 307-0751{32} | — |
| 2000-97 L4 2.3L | 49 | 825 | {1} | — | 307-0751{32} | — |
| 1997-94 L6 2.8L | 49 | 825 | {1} | — | 307-0751{32} | — |
| 1996-94 L4 2.2L | 49 | 825 | {1} | — | 307-0751{32} | — |
| C250 | | | | | | |
| 2010 V6 2.5L | NA | NA | | — | — | — |
| C300 | | | | | | |
| 2010-08 V6 3.0L | 94R | 700 | {1,212} | — | 307-0751 | — |
| C32AMG, C36AMG, C43AMG, C55AMG | | | | | | |
| 2006 V8 5.5L | 49 | 760 | {1,80} | — | — | — |
| 2005 V8 5.5L | 49 | 825 | {1} | — | 307-0751{32} | — |
| 2004-03 V6 3.2L | 49 | 825 | {1} | — | 307-0751{32} | — |
| 2002 V6 3.2L | 49 | 850 | {1} | — | 307-0751{32} | — |
| 2000-98 V8 4.3L | 49 | 825 | {1} | — | 307-0751{32} | — |
| 1997-95 L6 3.6L | 49 | 825 | {1} | — | 307-0751{32} | — |
| C63 AMG | | | | | | |
| 2010-08 V8 6.3L | 49 | 850 | {1,212} | — | 307-0751{32} | — |
| CL Series (Includes 55AMG, 63AMG, 65AMG, 500, 550, 600) | | | | | | |
| 2010-08 V8 6.3L | 49 | 850 | {1,212} | — | 307-0751{32} | — |
| 2010-07 V12 5.5L | 49 | 850 | {1,212} | — | 307-0751{32} | — |
| 2010-07 V8 5.5L | 49 | 850 | {1,212} | — | 307-0751{32} | — |
| 2010 V12 6.0L | 49 | 850 | {1,212} | — | 307-0751{32} | — |
| 2009-08 V12 6.0L | 49 | 850 | {1,80} | — | — | — |
| 2006 V12 5.5L | 49 | 850 | {80} | — | — | — |
| 2006 V12 6.0L | 49 | 850 | {1,80} | — | — | — |
| 2006 V8 5.0L | 49 | 850 | {80} | — | — | — |
| 2006 V8 5.5L | 49 | 850 | {80} | — | — | — |
| 2005-04 V8 5.5L | 49 | 825 | {1,46} | — | 307-0751{32} | — |
| 2005-03 V12 5.5L | 49 | 825 | {1} | — | 307-0751{32} | — |
| 2005-98 V8 5.0L | 49 | 825 | {1,46} | — | 307-0751{32} | — |
| 2005 V12 6.0L | 49 | 825 | {1,46} | — | 307-0751{32} | — |
| 2003 V8 5.5L | 49 | 850 | {1,46} | — | 307-0751{32} | — |
| 2002-01 V12 5.8L | 49 | 825 | {1} | — | 307-0751{32} | — |
| 2002-01 V8 5.5L | 49 | 825 | {1,46} | — | 307-0751{32} | — |
| 1999-98 V12 6.0L | 49 | 825 | {1,46} | — | 307-0751{32} | — |
| CLK Series (Includes 55AMG, 320, 350, 430, 500) | | | | | | |
| 2009 V6 3.5L | 49 | 760 | {1,80} | — | — | — |
| 2008-06 V6 3.5L | 48 | 760 | {1} | — | — | — |
| 2006 V8 5.0L | 49 | 760 | {1,80} | — | — | — |
| 2006 V8 5.5L | 49 | 760 | {80} | — | — | — |
| 2005-03 V8 5.0L | 49 | 825 | {1,6,46} | — | 307-0751{32} | — |
| 2005-01 V8 5.5L | 49 | 825 | {1,46} | — | 307-0751{32} | — |
| 2005-98 V6 3.2L | 49 | 825 | {1,46} | — | 307-0751{32} | — |
| 2003-99 V8 4.3L | 49 | 825 | {1,46} | — | 307-0751{32} | — |
| CLK550 | | | | | | |
| 2009 V8 5.5L | 49 | 760 | {1} | — | 307-0751{32} | — |
| 2008 V8 5.5L | 48 | 760 | {1} | — | — | — |
| 2007 V8 5.5L | 49 | 760 | | — | 307-0751{32} | — |

| MAKE EQUIPMENT TYPE YEAR / MODEL | O.E. BCI NO. | CCA @ ° F | Notes | PREMIUM HIGH OUTPUT | GENERAL SERVICE | |
|---|--------------------|-----------------|---------|---------------------------|-----------------|---|
| | | | | | (U.S. Only) | |
| MERCEDES-BENZ (Continued) | | | | | | |
| CLK63 AMG | | | | | | |
| 2009 V8 6.3L | 49 | 760 | {1} | — | 307-0751{32} | — |
| 2008 V8 6.3L | 48 | 760 | {1} | — | — | — |
| 2007 V8 6.3L | 49 | 760 | | — | 307-0751{32} | — |
| CLS 500 | | | | | | |
| 2006 V8 5.0L | 49 | 850 | {80} | — | — | — |
| CLS 55AMG | | | | | | |
| 2006 V8 5.5L | 49 | 850 | {80} | — | — | — |
| CLS550 | | | | | | |
| 2010 V8 5.5L | 49 | 850 | {1,212} | — | 307-0751{32} | — |
| 2009 V8 5.5L | 49 | 760 | {1} | — | 307-0751{32} | — |
| 2008-07 V8 5.5L | 49 | 850 | {1} | — | 307-0751{32} | — |
| CLS63 AMG | | | | | | |
| 2010 V8 6.3L | 49 | 850 | {1,212} | — | 307-0751{32} | — |
| 2009 V8 6.3L | 49 | 760 | {1} | — | 307-0751{32} | — |
| 2008-07 V8 6.3L | 49 | 850 | {1} | — | 307-0751{32} | — |
| E Series (Includes 55AMG, 320, 350, 420, 430, 500) | | | | | | |
| 2010 V6 3.5L | 49 | 850 | {1,212} | — | 307-0751{32} | — |
| 2009 V6 3.0L | 49 | 760 | {1} | — | 307-0751{32} | — |
| 2009 V6 3.5L | 49 | 760 | {1,80} | — | — | — |
| 2008-07 V6 3.0L Diesel | 49 | 850 | {1} | — | 307-0751{32} | — |
| 2008-06 V6 3.5L | 49 | 850 | {1,80} | — | — | — |
| 2006 L6 3.2L Diesel | 49 | 850 | {1,80} | — | — | — |
| 2006 V8 5.0L | 49 | 850 | {1,80} | — | — | — |
| 2006 V8 5.5L | 49 | 850 | {1,80} | — | — | — |
| 2005-03 V6 3.2L | 49 | 825 | {1,80} | — | — | — |
| 2005-03 V8 5.0L | 49 | 825 | {1,80} | — | — | — |
| 2005-03 V8 5.5L | 49 | 850 | {1,41} | — | 307-0751{32} | — |
| 2005 L6 3.2L | 49 | 850 | | — | 307-0751{32} | — |
| 2002-99 V6 3.2L | 49 | 825 | {1,41} | — | 307-0751{32} | — |
| 2002-99 V8 5.5L | 49 | 825 | {1,41} | — | 307-0751{32} | — |
| 2002-98 V8 4.3L | 49 | 825 | {1} | — | 307-0751{32} | — |
| 1998 V6 3.2L | 48 | 690 | | — | 307-0751 | — |
| 1997-96 L6 3.2L | 48 | 690 | | — | 307-0751 | — |
| 1997 V8 4.2L | 48 | 690 | {41} | — | 307-0751 | — |
| 1995-94 L6 3.2L | 48 | 660 | | — | 307-0751 | — |
| 1995-94 V8 4.2L | 49 | 825 | {1} | — | 307-0751{32} | — |
| 1994 V8 5.0L | 49 | 825 | {1} | — | 307-0751{32} | — |
| E280 | | | | | | |
| 2007 V6 3.0L | NA | NA | | — | — | — |
| E300 Turbo Diesel | | | | | | |
| 2009 V6 3.0L | 49 | 850 | {1,212} | — | 307-0751{32} | — |
| 2008 V6 3.0L | NA | NA | | — | — | — |
| 1999-95 L6 3.0L Diesel | 49 | 825 | {1,41} | — | 307-0751{32} | — |
| E550 | | | | | | |
| 2010 V8 5.5L | 49 | 850 | {1,212} | — | 307-0751{32} | — |
| 2009 V8 5.5L | 49 | 760 | {1} | — | 307-0751{32} | — |
| 2008-07 V8 5.5L | 49 | 850 | {1} | — | 307-0751{32} | — |
| E63 AMG | | | | | | |
| 2010 V8 6.3L | 49 | 850 | {1,212} | — | 307-0751{32} | — |
| 2009 V8 6.3L | 49 | 760 | {1} | — | 307-0751{32} | — |
| 2008-07 V8 6.3L | 49 | 850 | {1} | — | 307-0751{32} | — |
| G500 | | | | | | |
| 2008-07 V8 5.0L | 49 | 850 | {1,46} | — | 307-0751{32} | — |
| 2006-05 V8 5.0L | 49 | 825 | {1,46} | — | 307-0751{32} | — |
| 2004-02 V8 5.0L | 49 | 825 | {1,41} | — | 307-0751{32} | — |

{1} Battery gasses need to be vented to outside. {6} Installation may take over 30 mins.

{32} Replacement battery is longer than OE. Hold-down and/or tray replacement may be necessary. {41} Battery located under the rear seat.

{46} Battery located in trunk. Spare tire may have to be removed. {80} Sealed Valve-Regulated Battery Required. {212} Best Performance Estimate.

Passenger Cars MERCEDES-BENZ

IMPORTANT NOTE: BATTERIES CAN EXPLODE! Always wear safety glasses AND shield eyes when working around batteries. Always check for proper polarity and sufficient terminal clearance BEFORE final installation to avoid dangerous sparks, potential explosion, possible severe personal injury and/or expensive electrical system and/or vehicle/equipment damage or fire.

| MAKE EQUIPMENT TYPE YEAR / MODEL | O.E. BCI NO. | CCA @ ° F | Notes | PREMIUM HIGH OUTPUT | GENERAL SERVICE | |
|--|--------------------|-----------------|-----------|---------------------------|-----------------|---|
| | | | | | (U.S. Only) | |
| MERCEDES-BENZ (Continued) | | | | | | |
| G55 AMG | | | | | | |
| 2010 V8 5.5L | 49 | 850 | {1,212} | — | 307-0751{32} | — |
| 2009 V8 5.5L | 49 | 760 | {1,46,80} | — | — | — |
| 2008-03 V8 5.5L | 49 | 825 | {1,46,80} | — | — | — |
| G550 | | | | | | |
| 2010-09 V8 5.5L | 49 | 850 | {1,212} | — | 307-0751{32} | — |
| GL320 | | | | | | |
| 2009-07 V6 3.0L Diesel | 49 | 850 | {1,212} | — | 307-0751{32} | — |
| GL350 | | | | | | |
| 2010 V6 3.0L Diesel | 49 | 850 | {1,212} | — | 307-0751{32} | — |
| GL450 | | | | | | |
| 2010-07 V8 4.6L | 49 | 850 | {1,212} | — | 307-0751{32} | — |
| GL550 | | | | | | |
| 2010-08 V8 5.5L | 49 | 850 | {1,212} | — | 307-0751{32} | — |
| GLK350 | | | | | | |
| 2010 V6 3.5L | 48 | 680 | {1,212} | — | 307-0751 | — |
| M, ML-Class (Includes 55AMG, 320, 350, 430, 500) | | | | | | |
| 2010 V6 3.0L | 49 | 760 | {1,80} | — | — | — |
| 2010 V6 3.5L | 49 | 760 | {1,80} | — | — | — |
| 2009-07 V6 3.0L | 49 | 760 | {1} | — | 307-0751{32} | — |
| 2009-06 V6 3.5L | 49 | 950 | {1,80} | — | — | — |
| 2007-06 V8 5.0L | 49 | 950 | {1,80} | — | — | — |
| 2005-03 V6 3.7L | 49 | 825 | {6} | — | 307-0751{32} | — |
| 2005-02 V8 5.0L | 49 | 825 | {6} | — | 307-0751{32} | — |
| 2003-00 V8 5.5L | 49 | 825 | {6} | — | 307-0751{32} | — |
| 2003-98 V6 3.2L | 49 | 825 | {6} | — | 307-0751{32} | — |
| 2001-99 V8 4.3L | 49 | 825 | {6} | — | 307-0751{32} | — |
| ML450 | | | | | | |
| 2010 V6 3.5L | 49 | 760 | {1,80} | — | — | — |
| ML550 | | | | | | |
| 2010 V8 5.5L | 49 | 760 | {1,80} | — | — | — |
| 2009-08 V8 5.5L | 49 | 760 | {1} | — | 307-0751{32} | — |
| ML63 AMG | | | | | | |
| 2010-08 V8 6.3L | 49 | 760 | {1,80} | — | — | — |
| 2007 V8 6.3L | 49 | 850 | {1,80} | — | — | — |
| R320 | | | | | | |
| 2009-07 V6 3.0L | 49 | 760 | {1} | — | 307-0751{32} | — |
| R350 | | | | | | |
| 2010-08 V6 3.5L | 49 | 760 | {1,80} | — | — | — |
| 2010 V6 3.0L | 49 | 760 | {1,80} | — | — | — |
| 2007-06 V6 3.5L | 49 | 950 | {1,80} | — | — | — |
| R500 | | | | | | |
| 2007-06 V8 5.0L | 49 | 950 | {1,80} | — | — | — |
| R63 AMG | | | | | | |
| 2007 V8 6.3L | 49 | 850 | {1,80} | — | — | — |
| S Series (Includes 55AMG, 65AMG, 320, 350, 420, 430, 500, 550, 600) | | | | | | |
| 2010-07 V12 5.5L | 49 | 850 | {1,212} | — | 307-0751{32} | — |
| 2010-07 V8 5.5L | 49 | 850 | {1,212} | — | 307-0751{32} | — |
| 2010 V12 6.0L | 49 | 850 | {1,212} | — | 307-0751{32} | — |
| 2009 V12 6.0L | 49 | 760 | {1,80} | — | — | — |
| 2008 V12 6.0L | 49 | 850 | {1} | — | 307-0751{32} | — |
| 2007-06 V12 6.0L | 49 | 850 | {1,80} | — | — | — |
| 2006-03 V8 4.3L | 49 | 850 | {1,46,80} | — | — | — |
| 2006 V12 5.5L | 49 | 850 | {1,80} | — | — | — |
| 2006 V6 3.7L | 49 | 850 | {80} | — | — | — |
| 2006 V8 5.0L | 49 | 850 | {1,46,80} | — | — | — |
| 2006 V8 5.5L | 49 | 850 | {1,80} | — | — | — |
| 2005-04 V8 5.5L | 49 | 825 | {1,80} | — | — | — |
| 2005-03 V12 5.5L | 49 | 825 | {1} | — | 307-0751{32} | — |

| MAKE EQUIPMENT TYPE YEAR / MODEL | O.E. BCI NO. | CCA @ ° F | Notes | PREMIUM HIGH OUTPUT | GENERAL SERVICE | |
|--|--------------------|-----------------|-----------|---------------------------|-----------------|---|
| | | | | | (U.S. Only) | |
| MERCEDES-BENZ (Continued) | | | | | | |
| S Series (Includes 55AMG, 65AMG, 320, 350, 420, 430, 500, 550, 600) (Continued) | | | | | | |
| 2005-94 V8 5.0L | 49 | 825 | {1,46,80} | — | — | — |
| 2003 V8 5.5L | 49 | 850 | {1} | — | 307-0751{32} | — |
| 2002-01 V12 5.8L | 49 | 825 | {1} | — | 307-0751{32} | — |
| 2002-01 V8 5.5L | 49 | 825 | {1,80} | — | — | — |
| 2002-00 V8 4.3L | 49 | 825 | {1,46,80} | — | — | — |
| 1999-94 L6 3.2L | 49 | 825 | {1,80} | — | — | — |
| 1999-94 V12 6.0L | 49 | 825 | {1,46,80} | — | — | — |
| 1999-94 V8 4.2L | 49 | 825 | {1,80} | — | — | — |
| 1995-94 L6 3.4L Diesel | 49 | 825 | {1,80} | — | — | — |
| S400 | | | | | | |
| 2010 V6 3.5L | 49 | 850 | {1,212} | — | 307-0751{32} | — |
| S450 | | | | | | |
| 2009 V8 4.6L | 49 | 850 | {1,212} | — | 307-0751{32} | — |
| S63 AMG | | | | | | |
| 2010-08 V8 6.3L | 49 | 850 | {1,212} | — | 307-0751{32} | — |
| SL320 | | | | | | |
| 1997-94 L6 3.2L | 49 | 825 | {46} | — | 307-0751{32} | — |
| SL500 | | | | | | |
| 2006 V8 5.0L | 98R | 760 | {1,80} | — | — | — |
| 2005 V8 5.0L | 49 | 825 | {1} | — | 307-0751{32} | — |
| 2004 V8 5.0L | 48 | 690 | {1,46} | — | 307-0751 | — |
| 2003 V8 5.0L | 48 | 760 | {1,46} | — | — | — |
| 2002-94 V8 5.0L | 49 | 825 | {46} | — | 307-0751{32} | — |
| SL55 AMG | | | | | | |
| 2008 V8 5.5L | 49 | 850 | {1} | — | 307-0751{32} | — |
| 2007 V8 5.5L | 48 | 760 | {1} | — | — | — |
| 2006 V8 5.5L | 98R | 760 | {1,80} | — | — | — |
| 2005 V8 5.5L | 49 | 825 | — | — | 307-0751{32} | — |
| 2004-03 V8 5.5L | 48 | 690 | {1,46} | — | 307-0751 | — |
| SL550 | | | | | | |
| 2009 V8 5.5L | 49 | 760 | {1} | — | 307-0751{32} | — |
| 2008-07 V8 5.5L | 48 | 760 | {1} | — | — | — |
| SL600 | | | | | | |
| 2009 V12 5.5L | 49 | 760 | {1} | — | 307-0751{32} | — |
| 2008-07 V12 5.5L | 48 | 760 | {1} | — | — | — |
| 2006 V12 5.5L | 98R | 760 | {1,80} | — | — | — |
| 2005-04 V12 5.5L | 49 | 825 | — | — | 307-0751{32} | — |
| 2002-94 V12 6.0L | 49 | 825 | {46} | — | 307-0751{32} | — |
| SL63 AMG | | | | | | |
| 2009 V8 6.3L | 49 | 760 | {1} | — | 307-0751{32} | — |
| SL65 AMG | | | | | | |
| 2009 V12 6.0L | 49 | 760 | {1} | — | 307-0751{32} | — |
| 2008 V12 6.0L | 48 | 680 | {1} | — | 307-0751 | — |
| 2007 V12 6.0L | 48 | 760 | {1} | — | — | — |
| 2006 V12 6.0L | 98R | 760 | {1,80} | — | — | — |
| 2005 V12 6.0L | 49 | 825 | — | — | 307-0751{32} | — |
| SLK Series (Includes 32AMG, 55AMG, 230, 280, 320, 350) | | | | | | |
| 2010-07 V6 3.5L | 48 | 680 | {1,212} | — | 307-0751 | — |
| 2010-07 V8 5.5L | 48 | 680 | {1,212} | — | 307-0751 | — |
| 2008-07 V6 3.0L | 48 | 680 | {1} | — | 307-0751 | — |
| 2006 V6 3.0L | 98R | 760 | {1,80} | — | — | — |
| 2006 V6 3.5L | 98R | 760 | {1,80} | — | — | — |
| 2006 V8 5.5L | 98R | 760 | {1,80} | — | — | — |
| 2005 V6 3.5L | 49 | 825 | {1} | — | 307-0751{32} | — |
| 2005 V8 5.5L | 49 | 825 | — | — | 307-0751{32} | — |
| 2004-02 L4 2.3L Remote Vented | 48 | 690 | — | — | 307-0751 | — |
| 2004-02 V6 3.2L | 48 | 690 | {1} | — | 307-0751 | — |

Passenger Cars

MERCEDES-BENZ – MERCURY



IMPORTANT NOTE: BATTERIES CAN EXPLODE! Always wear safety glasses AND shield eyes when working around batteries. Always check for proper polarity and sufficient terminal clearance BEFORE final installation to avoid dangerous sparks, potential explosion, possible severe personal injury and/or expensive electrical system and/or vehicle/equipment damage or fire.

| MAKE EQUIPMENT TYPE YEAR / MODEL | O.E. BCI NO. | CCA @ ° F | Notes | PREMIUM HIGH OUTPUT | GENERAL SERVICE | | MAKE EQUIPMENT TYPE YEAR / MODEL | O.E. BCI NO. | CCA @ ° F | Notes | PREMIUM HIGH OUTPUT | GENERAL SERVICE | |
|---|--------------------|-----------------|---------|---------------------------|-----------------|----------|---|--------------------|-----------------|-------|---------------------------|-----------------|---|
| | | | | | (U.S. Only) | | | | | | | (U.S. Only) | |
| MERCEDES-BENZ (Continued) | | | | | | | MERCURY (Continued) | | | | | | |
| SLK Series (Includes 32AMG, 55AMG, 230, 280, 320, 350) (Continued) | | | | | | | Marquis, Grand Marquis (Continued) | | | | | | |
| 2001-00 L4 2.3L | 49 | 825 | | — | 307-0751{32} | — | 1997-93 V8 4.6L Canada or Optional | 65 650 | | | 230-6368 | 250-0484 | — |
| 2001 V6 3.2L | 49 | 825 | {1} | — | 307-0751{32} | — | 1997 V8 4.6L US | 59 | 540 | | — | 8C-3612 | — |
| 1999-98 L4 2.3L | 48 | 690 | | — | 307-0751 | — | 1996-95 V8 4.6L Police Pkg. | 65 850 | | | 230-6368 | — | — |
| SLK300 | | | | | | | 1996-93 V8 4.6L US | 58 | 540 | | — | 8C-3612 | — |
| 2010-09 V6 3.0L | 48 | 680 | {1,212} | — | 307-0751 | — | 1994 V8 4.6L Police Pkg. | 65 650 | | | 230-6368 | 250-0484 | — |
| SLR McLaren | | | | | | | 1993 V8 4.6L Heated windshield | 65 850 | | | 230-6368 | — | — |
| 2009-06 V8 5.5L | 98R | 760 | {1,80} | — | — | — | 1992 V8 4.6L | 65 650 | | | 230-6368 | 250-0484 | — |
| 2005 V8 5.5L | 49 | 825 | {1} | — | 307-0751{32} | — | 1991-90 V8 5.0L Heated windshield | 65 850 | | | 230-6368 | — | — |
| Sprinter 2500 | | | | | | | 1991 V8 5.0L | 65 650 | | | 230-6368 | 250-0484 | — |
| 2010 V6 3.0L Diesel | 49 | 850 | | — | 307-0751{32} | — | 1990 V8 5.0L | 58 | 540 | | — | 8C-3612 | — |
| Sprinter 3500 | | | | | | | 1990 V8 5.0L Optional | 65 650 | | | 230-6368 | 250-0484 | — |
| 2010 V6 3.0L Diesel | 49 | 850 | | — | 307-0751{32} | — | Milan | | | | | | |
| MERCURY | | | | | | | | | | | | | |
| Capri | | | | | | | | | | | | | |
| 1994 L4 1.6L | 35 | 460 | | — | 250-0489 | 250-0487 | 2010 L4 2.5L Gas | 96R | 500 | | — | — | — |
| 1993-91 L4 1.6L | 35 | 390 | | — | 3T-5859 | 250-0489 | 2010 L4 2.5L Hybrid | 67R | 390 | | — | — | — |
| Colony Park, Commuter | | | | | | | | | | | | | |
| 1991 V8 5.0L | 65 | 650 | | 230-6368 | 250-0484 | — | 2010 V6 3.0L | 96R | 500 | | — | — | — |
| 1990 V8 5.0L | 58 | 540 | | — | 8C-3612 | — | 2009-06 V6 3.0L | 96R | 500 | | — | — | — |
| Cougar | | | | | | | | | | | | | |
| 2002-99 L4 2.0L | 40R | 590 | | — | — | — | 2009 L4 2.3L Gas | 96R | 500 | | — | — | — |
| 2002-99 V6 2.5L | 40R | 590 | | — | — | — | 2009 L4 2.3L Hybrid | 67R | 390 | | — | — | — |
| 1997-94 V8 4.6L | 65 | 650 | | 230-6368 | 250-0484 | — | 2008 L4 2.3L | 96R | 500 | | — | — | — |
| 1997 V6 3.8L | 59 | 540 | | — | 8C-3612 | — | 2007-06 L4 2.3L | 40R | 590 | | — | — | — |
| 1996 V6 3.8L Early Model | 58 | 540 | | — | 8C-3612 | — | Montego | | | | | | |
| 1996 V6 3.8L Late Model | 59 | 540 | | — | 8C-3612 | — | 2007 V6 3.0L | 36R | 540 | | — | — | — |
| 1995-90 V6 3.8L Canada & Cold Climate | 65 | 650 | | 230-6368 | 250-0484 | — | 2006-05 V6 3.0L | 36R | 600 | | — | — | — |
| 1995-90 V6 3.8L US | 58 | 540 | | — | 8C-3612 | — | Monterey | | | | | | |
| 1993-91 V8 5.0L | 65 | 650 | | 230-6368 | 250-0484 | — | 2007 V6 4.2L | 65 | 750 | | 230-6368 | — | — |
| Marauder | | | | | | | | | | | | | |
| 2004-03 V8 4.6L | 65 | 650 | | 230-6368 | 250-0484 | — | 2006-04 V6 4.2L | 59 | 540 | | — | 8C-3612 | — |
| Mariner | | | | | | | | | | | | | |
| 2010-09 L4 2.5L Hybrid | 96R | 500 | | — | — | — | 2006-04 V6 4.2L Optional | 65 750 | | | 230-6368 | — | — |
| 2010 L4 2.5L ex. Hybrid | 40R | 650 | | — | — | — | Mountaineer | | | | | | |
| 2010 V6 3.0L | 40R | 650 | | — | — | — | 2010-02 V8 4.6L | 65 | 650 | | 230-6368 | 250-0484 | — |
| 2009-05 V6 3.0L | 40R | 590 | | — | — | — | 2010-98 V6 4.0L | 65 | 650 | | 230-6368 | 250-0484 | — |
| 2009 L4 2.5L ex. Hybrid | 40R | 590 | | — | — | — | 2001-97 V8 5.0L | 65 | 650 | | 230-6368 | 250-0484 | — |
| 2008-06 L4 2.3L Hybrid | 96R | 500 | | — | — | — | Mystique | | | | | | |
| 2008-06 L4 2.3L ex. Hybrid | 40R | 590 | | — | — | — | 2000-98 L4 2.0L | 40R | 590 | | — | — | — |
| 2005 L4 2.3L | 40R | 590 | | — | — | — | 2000-95 V6 2.5L | 40R | 590 | | — | — | — |
| Marquis, Grand Marquis | | | | | | | | | | | | | |
| 2010-09 V8 4.6L | 65 | 650 | | 230-6368 | 250-0484 | — | 1997-95 L4 2.0L | 96R | 590 | | — | — | — |
| 2010-09 V8 4.6L Optional | 65 | 750 | | 230-6368 | — | — | 1997-95 L4 2.0L Optional | 40R | 650 | | — | — | — |
| 2008-98 V8 4.6L Canada or Optional | 65 | 750 | | 230-6368 | — | — | Sable | | | | | | |
| 2008-98 V8 4.6L US | 65 | 650 | | 230-6368 | 250-0484 | — | 2009-08 V6 3.5L | 59 | 540 | | — | 8C-3612 | — |
| 1997-94 V8 4.6L Heated windshield | 65 | 650 | | 230-6368 | 250-0484 | — | 2005-01 V6 3.0L | 36R | 600 | | — | — | — |
| | | | | | | | 2000-96 V6 3.0L SOHC | 58R | 540 | | — | — | — |
| | | | | | | | 1999-96 V6 3.0L DOHC or Optional or Canada | 36R 650 | 650 | | — | — | — |
| | | | | | | | 1995-93 V6 3.0L | 58 | 540 | | — | 8C-3612 | — |
| | | | | | | | 1995-93 V6 3.0L Optional | 65 | 650 | | 230-6368 | 250-0484 | — |
| | | | | | | | 1995-90 V6 3.8L Exc Htd windshield or Police Pkg. or Opt | 65 650 | 650 | | 230-6368 | 250-0484 | — |

{1} Battery gasses need to be vented to outside. {17} Watch polarity and clearance! Vehicle could have reverse terminal battery.

{26} Replacement battery is wider than OE. Hold-down and/or tray replacement may be necessary.

{32} Replacement battery is longer than OE. Hold-down and/or tray replacement may be necessary.

{80} Sealed Valve-Regulated Battery Required. {212} Best Performance Estimate.

Passenger Cars

MERCURY – MITSUBISHI

IMPORTANT NOTE: BATTERIES CAN EXPLODE! Always wear safety glasses AND shield eyes when working around batteries. Always check for proper polarity and sufficient terminal clearance BEFORE final installation to avoid dangerous sparks, potential explosion, possible severe personal injury and/or expensive electrical system and/or vehicle/equipment damage or fire.

| MAKE EQUIPMENT TYPE YEAR / MODEL | O.E. BCI NO. | CCA @ ° F | Notes | PREMIUM HIGH OUTPUT | | GENERAL SERVICE | |
|--|--------------------|-----------------|-------|---------------------------|----------|-----------------|--|
| | | | | | | (U.S. Only) | |
| MERCURY (Continued) | | | | | | | |
| Sable (Continued) | | | | | | | |
| 1995-90 V6 3.8L Htd windshield or Police Pkg. | 65 | 850 | | 230-6368 | — | — | |
| 1992-91 V6 3.0L Exc. Htd windshield or Police Pkg. or Opt | 58 | 540 | | — | 8C-3612 | — | |
| 1992-91 V6 3.0L Htd windshield or Police Pkg. or Opt | 65 | 850 | | 230-6368 | — | — | |
| 1990 V6 3.0L | 58 | 540 | | — | 8C-3612 | — | |
| 1990 V6 3.0L Optional | 65 | 850 | | 230-6368 | — | — | |
| Topaz | | | | | | | |
| 1994-92 V6 3.0L | 58 | 460 | | 175-4280 | 8C-3612 | — | |
| 1994-90 L4 2.3L | 58 | 540 | | — | 8C-3612 | — | |
| Tracer | | | | | | | |
| 1999-98 L4 2.0L | 58 | 500 | | 175-4280 | 8C-3612 | — | |
| 1997 L4 2.0L | 58 | 540 | | — | 8C-3612 | — | |
| 1996-95 L4 1.8L | 35 | 540 | | — | 250-0489 | 250-0487 | |
| 1996-94 L4 1.9L | 35 | 460 | | — | 250-0489 | 250-0487 | |
| 1994-91 L4 1.8L | 35 | 460 | | — | 250-0489 | 250-0487 | |
| 1993-92 L4 1.9L | 35 | 390 | | — | 3T-5859 | 250-0489 | |
| 1991 L4 1.9L | 35 | 460 | | — | 250-0489 | 250-0487 | |
| Villager (Includes Mini Van & Station Wagon) | | | | | | | |
| 2002-99 V6 3.3L Canada or Optional US | 24F | 525 | | — | 3T-5858 | 250-0489 | |
| 2002-99 V6 3.3L US | 35 | 450 | | — | 3T-5859 | 250-0489 | |
| 1998-94 V6 3.0L Canada or Optional US | 24F | 525 | | — | 3T-5858 | 250-0489 | |
| 1998-94 V6 3.0L US | 35 | 450 | | — | 3T-5859 | 250-0489 | |
| 1993 V6 3.0L Canada or Optional US | 24F | 585 | | — | 3T-5858 | 250-0486 | |
| 1993 V6 3.0L US | 35 | 350 | | — | 3T-5859 | 250-0489 | |
| MINI | | | | | | | |
| Cooper | | | | | | | |
| 2010 L4 1.6L | NA | NA | | — | — | — | |
| 2009-02 L4 1.6L | 47 | 480 | {1} | — | — | — | |
| MITSUBISHI | | | | | | | |
| 3000 GT (Includes Spyder Conv) | | | | | | | |
| 1999-94 V6 3.0L | 25 | 520 | | — | 8C-3600 | 250-0489 | |
| 1993-91 V6 3.0L | 24 | 490 | | 153-5656 | 8C-3600 | 3T-5857 | |
| Diamante | | | | | | | |
| 2004 V6 3.5L | 24 | 600 | | 153-5656 | 3T-5857 | 250-0486 | |
| 2003-99 V6 3.5L | 86 | 520 | | — | 8C-3600 | 250-0489 | |
| 1998-97 V6 3.5L | 24 | 490 | | 153-5656 | 8C-3600 | 3T-5857 | |
| 1996-92 V6 3.0L | 24 | 490 | | 153-5656 | 8C-3600 | 3T-5857 | |
| Eclipse | | | | | | | |
| 2010-06 V6 3.8L | 24 | 550 | | 153-5656 | 3T-5857 | 250-0488 | |
| 2010-00 L4 2.4L | 86 | 525 | | — | 8C-3600 | — | |
| 2005-00 V6 3.0L | 86 | 525 | | — | 8C-3600 | 250-0489 | |
| 1999-96 L4 2.4L | 86 | 430 | | — | 8C-3600 | — | |
| 1999-95 L4 2.0L | 86 | 525 | | — | 8C-3600 | 250-0489 | |
| 1994-90 L4 1.8L | 86 | 430 | | — | 8C-3600 | 250-0489 | |
| 1994-90 L4 2.0L | 86 | 430 | | — | 8C-3600 | 250-0489 | |
| Endeavor | | | | | | | |
| 2010 V6 3.8L | 24 | 550 | | 153-5656 | 3T-5857 | 250-0488 | |
| 2008-04 V6 3.8L | 24 | 550 | | 153-5656 | 3T-5857 | 250-0488 | |

| MAKE EQUIPMENT TYPE YEAR / MODEL | O.E. BCI NO. | CCA @ ° F | Notes | PREMIUM HIGH OUTPUT | | GENERAL SERVICE | |
|---|--------------------|-----------------|-------|---------------------------|--------------|-----------------|---|
| | | | | | | (U.S. Only) | |
| MITSUBISHI (Continued) | | | | | | | |
| Galant | | | | | | | |
| 2010-99 L4 2.4L | 86 | 525 | | — | — | 8C-3600 | — |
| 2009-04 V6 3.8L | 24 | 550 | | 153-5656 | 3T-5857 | 250-0488 | |
| 2003-99 V6 3.0L | 86 | 525 | | — | 8C-3600 | — | |
| 1998-94 L4 2.4L | 26 | 490 | | — | 8C-3600 | 250-0489(32) | |
| 1993-90 L4 2.0L | 51 | 435 | | — | 250-0488(26) | — | |
| Lancer | | | | | | | |
| 2010-09 L4 2.4L | 35 | 520 | | — | 250-0489 | 250-0487 | |
| 2010-08 L4 2.0L Evolution | 34 | 700 | {1} | — | — | — | |
| 2010-08 L4 2.0L exc. Evolution | 35 | 520 | | — | 250-0487 | — | |
| 2007-03 L4 2.0L | 35 | 520 | | — | 250-0489 | 250-0487 | |
| 2006-04 L4 2.4L | 35 | 520 | | — | 250-0489 | 250-0487 | |
| 2002 L4 2.0L | 35 | 435 | | — | 3T-5859 | 250-0489 | |
| Mighty Max - Pickup | | | | | | | |
| 1996-95 L4 2.4L Canada or Optional US | 24 | 490 | | 153-5656 | 8C-3600 | 3T-5857 | |
| 1996-90 L4 2.4L US | 51 | 435 | | — | 250-0488(26) | — | |
| 1994-91 L4 2.4L Canada, 2WD | 24 | 490 | | 153-5656 | 8C-3600 | 3T-5857 | |
| 1994-90 V6 3.0L | 24 | 490 | | 153-5656 | 8C-3600 | 3T-5857 | |
| 1990 L4 2.4L Canada, 2WD | 24 | 580 | | 153-5656 | 3T-5857 | 250-0486 | |
| Mini Van (Includes Expo, LRV, Wagon) | | | | | | | |
| 1995-92 L4 2.4L | 24 | 490 | | 153-5656 | 8C-3600 | 3T-5857 | |
| 1994-92 L4 1.8L | 25 | 360 | | — | 8C-3600 | 250-0489 | |
| 1990 L4 2.4L | 51 | 435 | | — | 250-0488(26) | — | |
| Mirage | | | | | | | |
| 2002-98 L4 1.5L | 35 | 435 | | — | 3T-5859 | 250-0489 | |
| 2002-98 L4 1.8L | 35 | 435 | | — | 3T-5859 | 250-0489 | |
| 1997 L4 1.5L | 51R | 435 | {17} | — | 250-0487(26) | — | |
| 1997 L4 1.8L | 51R | 435 | {17} | — | 250-0487(26) | — | |
| 1996-93 L4 1.5L | 51 | 430 | {17} | — | 250-0488(26) | — | |
| 1996-93 L4 1.8L | 51 | 430 | {17} | — | 250-0488(26) | — | |
| 1992-91 L4 1.6L | 25 | 355 | | — | 8C-3600 | 250-0489 | |
| 1992-90 L4 1.5L | 25 | 355 | | — | 8C-3600 | 250-0489 | |
| Montero | | | | | | | |
| 2006-03 V6 3.8L | 24F | 585 | {17} | — | 3T-5858 | 250-0486 | |
| 2002-01 V6 3.5L | 24F | 585 | {17} | — | 3T-5858 | 250-0486 | |
| 2000-94 V6 3.5L | 24 | 490 | {17} | 153-5656 | 8C-3600 | 3T-5857 | |
| 1996-90 V6 3.0L | 24 | 490 | | 153-5656 | 8C-3600 | 3T-5857 | |
| Montero Sport | | | | | | | |
| 2010-07 V6 3.0L | 24F | 585 | | — | 3T-5858 | 250-0487 | |
| 2010 L4 2.4L | 35 | 550 | | — | 250-0487 | — | |
| 2009-08 L4 2.4L | 35 | 520 | | — | 250-0489 | 250-0487 | |
| 2006 L4 2.4L | 35 | 520 | | — | 250-0489 | 250-0487 | |
| 2006 L4 2.4L Optional | 24F | 620 | | — | 3T-5858 | 250-0486 | |
| 2005-04 L4 2.4L | 24F | 620 | | — | 3T-5858 | 250-0486 | |
| 2004 V6 3.5L | 24 | 585 | | 153-5656 | 3T-5857 | 250-0486 | |
| 2003-97 V6 3.0L | 25 | 520 | | — | 8C-3600 | 250-0489 | |
| 2003-97 V6 3.0L Optional | 24 | 585 | | 153-5656 | 3T-5857 | 250-0486 | |
| 2003 L4 2.4L | 35 | 520 | | — | 250-0489 | 250-0487 | |
| 2003 V6 3.5L | 25 | 520 | | — | 8C-3600 | 250-0489 | |
| 2003 V6 3.5L Optional | 24 | 585 | | 153-5656 | 3T-5857 | 250-0486 | |
| 2002 V6 3.5L | 24 | 585 | | 153-5656 | 3T-5857 | 250-0486 | |
| 2001-99 V6 3.5L | 25 | 520 | | — | 8C-3600 | 250-0489 | |

Passenger Cars

MITSUBISHI – NISSAN



IMPORTANT NOTE: BATTERIES CAN EXPLODE! Always wear safety glasses AND shield eyes when working around batteries. Always check for proper polarity and sufficient terminal clearance BEFORE final installation to avoid dangerous sparks, potential explosion, possible severe personal injury and/or expensive electrical system and/or vehicle/equipment damage or fire.

| MAKE EQUIPMENT TYPE YEAR / MODEL | O.E. BCI NO. | CCA @ 0° F | Notes | PREMIUM HIGH OUTPUT | GENERAL SERVICE | | MAKE EQUIPMENT TYPE YEAR / MODEL | O.E. BCI NO. | CCA @ 0° F | Notes | PREMIUM HIGH OUTPUT | GENERAL SERVICE | |
|--|--------------------|------------------|-------|---------------------------|-----------------|----------|--|--------------------|------------------|-------|---------------------------|-----------------|----------|
| | | | | | (U.S. Only) | | | | | | | (U.S. Only) | |
| MITSUBISHI (Continued) | | | | | | | NISSAN (Continued) | | | | | | |
| Montero Sport (Continued) | | | | | | | Armada | | | | | | |
| 2001-99 V6 3.5L | | | | | | | 2010-05 V8 5.6L Exc | | | | | | |
| Optional | 24 | 585 | | 153-5656 | 3T-5857 | 250-0486 | Tow Pkg | 24F | 700 | | | — | — |
| 1999-97 L4 2.4L | 25 | 520 | | — | 8C-3600 | 250-0489 | 2010-05 V8 5.6L | | | | | 8C-3602 | — |
| | | | | | | | w/Tow Pkg | 27F | 710 | | | | |
| Precis | | | | | | | Axxess | | | | | | |
| 1994-90 L4 1.5L | 25 | 420 | | — | 8C-3600 | 250-0489 | 1995 L4 2.4L | | | | | 3T-5858 | 250-0489 |
| Raider | | | | | | | Canada | | | | | | |
| 2009-06 V6 3.7L | 65 | 600 | | 230-6368 | 250-0484 | — | 24F | 415 | | | | — | — |
| 2007-06 V8 4.7L | 65 | 600 | | 230-6368 | 250-0484 | — | 1994-93 L4 2.4L | 35 | 415 | | | 3T-5859 | 250-0489 |
| 2006 V6 3.7L | | | | | | | 1992-90 L4 2.4L | | | | | | |
| Optional | 65 | 650 | | 230-6368 | 250-0484 | — | Canada | 24F | 415 | | | 3T-5858 | 250-0489 |
| 2006 V8 4.7L | | | | | | | 1990 L4 2.4L US | 35 | 350 | | | 3T-5859 | 250-0489 |
| Optional | 65 | 650 | | 230-6368 | 250-0484 | — | Cube | | | | | | |
| Sigma | | | | | | | 2010-09 L4 1.8L | | | | | | |
| 1990 V6 3.0L | 24 | 490 | | 153-5656 | 8C-3600 | 3T-5857 | 35 | 550 | | | | 250-0487 | — |
| NISSAN | | | | | | | D21 Pickup | | | | | | |
| 200SX | | | | | | | 1994-92 L4 2.4L Canada or | | | | | | |
| 1998-95 L4 1.6L US | 35 | 490 | {204} | — | 250-0489 | 250-0487 | Optional US | 24 | 450 | {204} | 153-5656 | 8C-3600 | 3T-5857 |
| 1998-95 L4 2.0L US | 35 | 490 | {204} | — | 250-0489 | 250-0487 | 1994-92 L4 2.4L US | 25 | 360 | {204} | — | 8C-3600 | 250-0489 |
| 1998 L4 1.6L Canada or | | | | | | | 1994-91 V6 3.0L US | 25 | 360 | {204} | — | 8C-3600 | 250-0489 |
| Optional US | 24F | 550 | {204} | — | 3T-5858 | 250-0487 | 1994-90 V6 3.0L Canada or | | | | | | |
| 1998 L4 2.0L Canada or | | | | | | | Optional US | 27 | 450 | {204} | 153-5656 | 8C-3601 | 8C-3600 |
| Optional US | 24F | 550 | {204} | — | 3T-5858 | 250-0487 | 1991-90 L4 2.4L Canada or | | | | | | |
| 1997-95 L4 1.6L | | | | | | | Optional US | 24 | 415 | {204} | 153-5656 | 8C-3600 | 3T-5857 |
| Canada | 24F | 550 | {204} | — | 3T-5858 | 250-0487 | 1991-90 L4 2.4L US | 25 | 355 | {204} | — | 8C-3600 | 250-0489 |
| 1997-95 L4 2.0L | | | | | | | Frontier Pickup | | | | | | |
| Canada | 24F | 550 | {204} | — | 3T-5858 | 250-0487 | 2010 L4 2.5L | 24F | 575 | | | 3T-5858 | 250-0487 |
| 240SX | | | | | | | 2010 V6 4.0L | | | | | | |
| 1998-90 L4 2.4L Canada or | | | | | | | 2009-05 L4 2.5L | 24F | 550 | | | 3T-5858 | 250-0487 |
| Optional US | 24 | 415 | {204} | 153-5656 | 8C-3600 | 3T-5857 | 2009-05 V6 4.0L | 24F | 550 | | | 3T-5858 | 250-0487 |
| 1998-90 L4 2.4L US | 25 | 360 | {204} | — | 8C-3600 | 250-0488 | 2004-03 L4 2.4L | | | | | | |
| 300ZX | | | | | | | Optional | | | | | | |
| 1996-93 V6 3.0L Conv | 35 | 360 | {204} | — | 3T-5859 | 250-0489 | 2004-03 V6 3.3L | 24 | 575 | | 153-5656 | 3T-5857 | — |
| 1996-93 V6 3.0L ex. | | | | | | | 2004 L4 2.4L | 25 | 490 | | — | 8C-3600 | 250-0488 |
| Conv | 24F | 585 | {204} | — | 3T-5858 | 250-0487 | 2003 L4 2.4L | 25 | 490 | | 153-5656 | 3T-5857 | 250-0488 |
| 1992-90 V6 3.0L | 24F | 585 | {204} | — | 3T-5858 | 250-0487 | 2002-99 V6 3.3L | 24 | 550 | | 153-5656 | 3T-5857 | 250-0488 |
| 350Z | | | | | | | 2002-98 L4 2.4L Canada or | | | | | | |
| 2009-04 V6 3.5L | 35 | 490 | | — | 250-0487 | — | Optional US | 24 | 550 | | 153-5656 | 3T-5857 | 250-0488 |
| 2003 V6 3.5L | 35 | 550 | | — | 250-0487 | — | 2002-98 L4 2.4L US | 25 | 490 | | — | 8C-3600 | 250-0488 |
| 370Z | | | | | | | GT-R | | | | | | |
| 2010-09 V6 3.7L | 35 | 550 | | — | 250-0487 | — | 2010-09 V6 3.8L | 51R | 410 | | | 250-0487{26} | — |
| Altima | | | | | | | Maxima | | | | | | |
| 2010-07 L4 2.5L Gas | 35 | 550 | | — | 250-0487 | — | 2010-09 V6 3.5L | 24F | 575 | | | 3T-5858 | 250-0487 |
| 2010-07 L4 2.5L Hybrid | 34 | 700 | {1} | — | — | — | 2008-04 V6 3.5L | 24F | 550 | | | 3T-5858 | 250-0487 |
| 2010 V6 3.5L | 35 | 550 | | — | 250-0487 | — | 2003 V6 3.5L | 24F | 445 | | | 3T-5858 | 250-0487 |
| 2009 V6 3.5L | 24F | 550 | | — | 3T-5858 | 250-0487 | 2002 V6 3.5L | 24F | 585 | | | 3T-5858 | 250-0487 |
| 2008 V6 3.5L | 35 | 550 | | — | 250-0487 | — | 2001-00 V6 3.0L | 24F | 585 | | | 3T-5858 | 250-0487 |
| 2007-02 V6 3.5L | 24F | 550 | | — | 3T-5858 | 250-0487 | 1999-95 V6 3.0L Canada, | | | | | | |
| 2006-02 L4 2.5L | 24F | 550 | | — | 3T-5858 | 250-0487 | California | 24F | 585 | {204} | — | 3T-5858 | 250-0486 |
| 2001-96 L4 2.4L | 24F | 550 | | — | 3T-5858 | 250-0487 | 1999-95 V6 3.0L ex. | | | | | | |
| 1995-94 L4 2.4L US | 35 | 350 | | — | 3T-5859 | 250-0489 | California | 35 | 360 | {204} | — | 3T-5859 | 250-0489 |
| 1995-93 L4 2.4L Canada or | | | | | | | 1994-90 V6 3.0L | | | | | | |
| Optional US | 24F | 585 | | — | 3T-5858 | 250-0486 | Canada | 24F | 585 | {204} | — | 3T-5858 | 250-0486 |
| 1993 L4 2.4L | 35 | 350 | | — | 3T-5859 | 250-0489 | 1994-90 V6 3.0L US | 35 | 350 | {204} | — | 3T-5859 | 250-0489 |
| Altra EV | | | | | | | Micra | | | | | | |
| 2001-99 Electric | NA | NA | {12} | — | — | — | 1991-90 L4 1.2L | 45 | 460 | {204} | — | 250-0488{26} | — |
| Murano | | | | | | | 2010 V6 3.5L | | | | | | |
| | | | | | | | 2009 V6 3.5L | 35 | 585 | | | 250-0487 | — |
| | | | | | | | 2007-03 V6 3.5L | 24F | 490 | | | 3T-5858 | 250-0487 |

{1} Battery gasses need to be vented to outside. {12} Non-BCI group size.
 {26} Replacement battery is wider than OE. Hold-down and/or tray replacement may be necessary.
 {32} Replacement battery is longer than OE. Hold-down and/or tray replacement may be necessary.
 {204} Best fit estimate. Sensor modifications may be necessary.

Passenger Cars

NISSAN

IMPORTANT NOTE: BATTERIES CAN EXPLODE! Always wear safety glasses AND shield eyes when working around batteries. Always check for proper polarity and sufficient terminal clearance BEFORE final installation to avoid dangerous sparks, potential explosion, possible severe personal injury and/or expensive electrical system and/or vehicle/equipment damage or fire.

| MAKE EQUIPMENT TYPE YEAR / MODEL | O.E. BCI NO. | CCA @ ° F | Notes | PREMIUM HIGH OUTPUT | GENERAL SERVICE | |
|--|--------------------|-----------------|-------|---------------------------|-----------------|--------------|
| | | | | | (U.S. Only) | |
| NISSAN (Continued) | | | | | | |
| NX | | | | | | |
| 1993-91 L4 1.6L | | | | | | |
| Canada | 24F | 415 | {204} | — | 3T-5858 | 250-0489 |
| 1993-91 L4 1.6L US | 35 | 350 | {204} | — | 3T-5859 | 250-0489 |
| 1993-91 L4 2.0L | | | | | | |
| Canada | 24F | 415 | {204} | — | 3T-5858 | 250-0489 |
| 1993-91 L4 2.0L US | 35 | 350 | {204} | — | 3T-5859 | 250-0489 |
| Pathfinder | | | | | | |
| 2010 V6 4.0L | 24F | 575 | | — | 3T-5858 | 250-0487 |
| 2010 V8 5.6L | 24F | 575 | | — | 3T-5858 | 250-0487 |
| 2009-07 V6 4.0L | 24F | 550 | | — | 3T-5858 | 250-0487 |
| 2009 V8 5.6L | 24F | 550 | | — | 3T-5858 | 250-0487 |
| 2008 V8 5.6L | 24F | 650 | | — | 3T-5858 | — |
| 2006-05 V6 4.0L | 24F | 700 | | — | — | — |
| 2004-03 V6 3.5L | 24 | 455 | | 153-5656 | 8C-3600 | 3T-5857 |
| 2004 V8 5.6L | 24F | 700 | | — | — | — |
| 2004 V8 5.6L w/Tow Pkg or Opt | 27F | 710 | | — | 8C-3602 | — |
| 2002-01 V6 3.5L | 25 | 360 | {204} | — | 8C-3600 | 250-0488 |
| 2002-01 V6 3.5L Optional | 27 | 450 | {204} | — | 8C-3601 | — |
| 2000-97 V6 3.3L Canada or Optional US | 27 | 450 | {204} | 153-5656 | 8C-3601 | 8C-3600 |
| 2000-96 V6 3.3L US | 25 | 360 | {204} | — | 8C-3600 | 250-0489 |
| 1996 V6 3.3L Canada | 27 | 450 | {204} | 153-5656 | 8C-3601 | 8C-3600 |
| 1995-92 V6 3.0L US | 25 | 360 | {204} | — | 8C-3600 | 250-0489 |
| 1995-90 V6 3.0L Canada | 27 | 450 | {204} | 153-5656 | 8C-3601 | 8C-3600 |
| 1991-90 V6 3.0L US | 25 | 355 | {204} | — | 8C-3600 | 250-0489 |
| Pickup | | | | | | |
| 1997-95 L4 2.4L Canada or Optional US | 24 | 525 | {204} | 153-5656 | 3T-5857 | 250-0488 |
| 1997-95 L4 2.4L US | 25 | 360 | {204} | — | 8C-3600 | 250-0489 |
| 1996-95 V6 3.0L Canada or Optional US | 24 | 525 | {204} | 153-5656 | 3T-5857 | 250-0488 |
| 1995 V6 3.0L US | 25 | 360 | {204} | — | 8C-3600 | 250-0489 |
| Pulsar, Pulsar NX | | | | | | |
| 1990 L4 1.6L Canada | 24F | 415 | {204} | — | 3T-5858 | 250-0489 |
| 1990 L4 1.6L US | 35 | 350 | {204} | — | 3T-5859 | 250-0489 |
| Quest | | | | | | |
| 2009-04 V6 3.5L | 24F | 550 | {204} | — | 3T-5858 | 250-0487 |
| 2002-99 V6 3.3L Canada or Optional US | 24F | 525 | {204} | — | 3T-5858 | 250-0487 |
| 2002-99 V6 3.3L US | 35 | 450 | {204} | — | 3T-5859 | 250-0489 |
| 1998-93 V6 3.0L Canada or Optional US | 24F | 525 | {204} | — | 3T-5858 | 250-0487 |
| 1998-93 V6 3.0L US | 35 | 450 | {204} | — | 3T-5859 | 250-0489 |
| Rogue | | | | | | |
| 2010-09 L4 2.5L | 35 | 550 | {204} | — | 250-0487 | — |
| 2008 L4 2.5L | 24F | 585 | {204} | — | 3T-5858 | 250-0487 |
| Sentra | | | | | | |
| 2010-09 L4 2.5L | 40R | 590 | | — | — | — |
| 2010 L4 2.0L | 21R | 490 | | — | 3T-5859 | 250-0487{32} |
| 2009-07 L4 2.0L | 21R | 470 | | — | 3T-5859 | 250-0487{32} |
| 2008-06 L4 2.5L | 35 | 550 | | — | 250-0487 | — |
| 2006 L4 1.8L | 35 | 550 | {204} | — | 250-0487 | — |
| 2005-03 L4 2.5L | 35 | 355 | | — | 250-0487 | — |
| 2005-00 L4 1.8L | 35 | 355 | {204} | — | 250-0487 | — |
| 2002 L4 2.5L | 21R | 490 | | — | 3T-5859 | 250-0487{32} |
| 2001 L4 2.0L | 21R | 490 | | — | 3T-5859 | 250-0487{32} |

| MAKE EQUIPMENT TYPE YEAR / MODEL | O.E. BCI NO. | CCA @ ° F | Notes | PREMIUM HIGH OUTPUT | GENERAL SERVICE | |
|--|--------------------|-----------------|-------|---------------------------|-----------------|----------|
| | | | | | (U.S. Only) | |
| NISSAN (Continued) | | | | | | |
| Sentra (Continued) | | | | | | |
| 2000-99 L4 2.0L | 35 | 490 | {204} | — | 250-0489 | 250-0487 |
| 1999-95 L4 1.6L US | 35 | 490 | {204} | — | 250-0489 | 250-0487 |
| 1998 L4 2.0L Canada or Optional US | 24F | 550 | {204} | — | 3T-5858 | 250-0487 |
| 1998 L4 2.0L US | 35 | 490 | {204} | — | 250-0489 | 250-0487 |
| 1997-95 L4 1.6L Canada | 24F | 550 | {204} | — | 3T-5858 | 250-0487 |
| 1994-91 L4 1.6L Canada or Optional US | 24F | 415 | {204} | — | 3T-5858 | 250-0489 |
| 1994-91 L4 2.0L Canada or Optional US | 24F | 585 | {204} | — | 3T-5858 | 250-0486 |
| 1994-91 L4 2.0L US | 35 | 350 | {204} | — | 3T-5859 | 250-0489 |
| 1994-90 L4 1.6L US | 35 | 350 | {204} | — | 3T-5859 | 250-0489 |
| 1990 L4 1.6L Canada | 24F | 415 | {204} | — | 3T-5858 | 250-0489 |
| Stanza | | | | | | |
| 1992-90 L4 2.4L Canada | 24F | 415 | {204} | — | 3T-5858 | 250-0487 |
| 1992-90 L4 2.4L US | 35 | 350 | {204} | — | 250-0487 | — |
| Titan | | | | | | |
| 2010 V8 5.6L W/Trailer Tow Pkg | 27F | 710 | {204} | — | 8C-3602 | — |
| 2010 V8 5.6L ex. Trailer Tow Pkg. | 24F | 650 | {204} | — | 3T-5858 | — |
| 2009 V8 5.6L | 24F | 650 | {204} | — | 3T-5858 | — |
| 2008 V8 5.6L Gas | 24F | 650 | {204} | — | 3T-5858 | — |
| 2008 V8 5.6L w/Flex Fuel | 27F | 710 | {204} | — | 8C-3602 | — |
| 2007 V8 5.6L | 24F | 650 | {204} | — | 3T-5858 | — |
| 2006 V8 5.6L Optional | 27F | 710 | {204} | — | 8C-3602 | — |
| 2006 V8 5.6L W/Trailer Tow Pkg | 27F | 710 | {204} | — | 8C-3602 | — |
| 2006 V8 5.6L ex. Trailer Tow Pkg. | 24F | 650 | {204} | — | 3T-5858 | — |
| 2005-04 V8 5.6L | 24F | 650 | {204} | — | 3T-5858 | — |
| Versa | | | | | | |
| 2010-09 L4 1.6L CVT Transmission | 51R | 410 | | — | 250-0487{26} | — |
| 2010-09 L4 1.6L Exc CVT transmission | 90 | 590 | | — | — | — |
| 2010-07 L4 1.8L CVT Transmission | 51R | 410 | | — | 250-0487{26} | — |
| 2010-07 L4 1.8L Exc CVT transmission | 90 | 590 | | — | — | — |
| X-Trail | | | | | | |
| 2006-05 L4 2.5L | 35 | 550 | | — | 250-0487 | — |
| Xterra | | | | | | |
| 2010 V6 4.0L | 24F | 575 | | — | 3T-5858 | 250-0487 |
| 2009-07 V6 4.0L | 24F | 650 | | — | 3T-5858 | — |
| 2006-05 V6 4.0L | 24F | 550 | | — | 3T-5858 | 250-0487 |
| 2004 L4 2.4L | 25 | 490 | | — | 8C-3600 | 250-0489 |
| 2004 L4 2.4L Optional | 24 | 550 | | 153-5656 | 8C-3600 | 3T-5857 |
| 2004 V6 3.3L | 25 | 490 | | — | 8C-3600 | 250-0489 |
| 2004 V6 3.3L Optional | 24 | 550 | | 153-5656 | 8C-3600 | 3T-5857 |
| 2003-00 L4 2.4L Canada or Optional US | 24 | 550 | | 153-5656 | 8C-3600 | 3T-5857 |
| 2003-00 L4 2.4L US | 25 | 490 | | — | 8C-3600 | 250-0489 |

Passenger Cars

NISSAN — PLYMOUTH



IMPORTANT NOTE: BATTERIES CAN EXPLODE! Always wear safety glasses AND shield eyes when working around batteries. Always check for proper polarity and sufficient terminal clearance BEFORE final installation to avoid dangerous sparks, potential explosion, possible severe personal injury and/or expensive electrical system and/or vehicle/equipment damage or fire.

| MAKE EQUIPMENT TYPE YEAR / MODEL | O.E. BCI NO. | CCA @ 0° F | Notes | PREMIUM HIGH OUTPUT | GENERAL SERVICE | |
|--|--------------------|------------------|----------|---------------------------|-----------------|----------|
| | | | | | (U.S. Only) | |
| NISSAN (Continued) | | | | | | |
| Xterra (Continued) | | | | | | |
| 2003-00 V6 3.3L Canada or Optional US | 24 | 550 | | 153-5656 | 8C-3600 | 3T-5857 |
| 2003-00 V6 3.3L US | 25 | 490 | | — | 8C-3600 | 250-0489 |
| OLDSMOBILE | | | | | | |
| 88 Royale | | | | | | |
| 1999-92 V6 3.8L | 78 | 690 | | — | 7X-6100 | 250-0486 |
| Achieva | | | | | | |
| 1998-96 L4 2.4L | 75 | 600 | | — | 7X-6100 | — |
| 1998-94 V6 3.1L | 75 | 600 | | — | 7X-6100 | — |
| 1995-92 L4 2.3L | 75 | 600 | | — | 7X-6100 | — |
| 1993-92 V6 3.3L | 75 | 600 | | — | 7X-6100 | — |
| Alero | | | | | | |
| 2004-99 V6 3.4L | 75 | 600 | | — | 7X-6100 | — |
| 2004 L4 2.2L | 75 | 525 | | — | 7X-6100 | 250-0489 |
| 2003-02 L4 2.2L | 75 | 600 | | — | 7X-6100 | — |
| 2001-99 L4 2.4L | 75 | 600 | | — | 7X-6100 | — |
| Aurora | | | | | | |
| 2003-01 V8 4.0L | 100 | 770 | {1,6,41} | — | — | — |
| 2002-01 V6 3.5L | 100 | 770 | {1,6,41} | — | — | — |
| 1999-98 V8 4.0L | 79 | 840 | {1} | — | — | — |
| 1997-95 V8 4.0L | 76 | 840 | {144} | — | — | — |
| Bravada | | | | | | |
| 2004-02 L6 4.2L | 78 | 600 | | — | 7X-6100 | 250-0486 |
| 2001-96 V6 4.3L | 75 | 525 | | — | 7X-6100 | 250-0489 |
| 2001-96 V6 4.3L Optional/78 | 630 | | | — | 7X-6100 | 250-0486 |
| 1994-91 V6 4.3L | 75 | 525 | | — | 7X-6100 | 250-0489 |
| 1994-91 V6 4.3L Optional/78 | 630 | | | — | 7X-6100 | 250-0486 |
| Custom Cruiser | | | | | | |
| 1992-90 V8 5.0L | 75 | 630 | | — | 7X-6100 | — |
| 1992 V8 5.7L | 75 | 630 | | — | 7X-6100 | — |
| Cutlass | | | | | | |
| 1999-98 V6 3.1L | 75 | 600 | {6} | — | 7X-6100 | — |
| 1997 V6 3.1L | 78 | 600 | {6} | — | 7X-6100 | — |
| Cutlass Calais | | | | | | |
| 1991-90 L4 2.3L | 75 | 630 | | — | 7X-6100 | — |
| 1991-90 L4 2.5L | 75 | 630 | | — | 7X-6100 | — |
| 1991-90 V6 3.3L | 75 | 630 | | — | 7X-6100 | — |
| Cutlass Ciera | | | | | | |
| 1996-93 L4 2.2L | 75 | 525 | {6} | — | 7X-6100 | — |
| 1996 V6 3.1L | 78 | 600 | | — | 7X-6100 | 250-0486 |
| Cutlass Cruiser | | | | | | |
| 1995 V6 3.1L Early Model | 75 | 525 | | — | 7X-6100 | 250-0489 |
| 1995 V6 3.1L Late Model | 78 | 600 | | — | 7X-6100 | 250-0486 |
| 1994 V6 3.1L | 75 | 630 | | — | 7X-6100 | — |
| 1993-90 V6 3.3L | 75 | 630 | | — | 7X-6100 | — |
| 1992-90 L4 2.5L | 75 | 630 | {6} | — | 7X-6100 | — |
| Cutlass Supreme | | | | | | |
| 1997-96 V6 3.1L | 78 | 600 | {6} | — | 7X-6100 | — |
| 1996 V6 3.4L | 78 | 690 | {6} | — | 7X-6100 | 250-0486 |
| 1995 V6 3.1L Early Model | 75 | 525 | | — | 7X-6100 | 250-0489 |

| MAKE EQUIPMENT TYPE YEAR / MODEL | O.E. BCI NO. | CCA @ 0° F | Notes | PREMIUM HIGH OUTPUT | GENERAL SERVICE | |
|--|--------------------|------------------|-------|---------------------------|-----------------|----------|
| | | | | | (U.S. Only) | |
| OLDSMOBILE (Continued) | | | | | | |
| Cutlass Supreme (Continued) | | | | | | |
| 1995 V6 3.1L Late Model | 78 | 600 | | — | 7X-6100 | 250-0486 |
| 1995 V6 3.4L Early Model | 75 | 525 | | — | 7X-6100 | 250-0489 |
| 1995 V6 3.4L Late Model | 78 | 600 | | — | 7X-6100 | 250-0486 |
| 1994-91 V6 3.4L | 75 | 690 | {6} | — | 7X-6100 | — |
| 1994-90 V6 3.1L | 75 | 630 | {6} | — | 7X-6100 | — |
| 1991-90 L4 2.3L | 75 | 630 | {6} | — | 7X-6100 | — |
| Intrigue | | | | | | |
| 2002-99 V6 3.5L | 78 | 690 | {6} | — | 7X-6100 | 250-0486 |
| 1999-98 V6 3.8L | 78 | 690 | {6} | — | 7X-6100 | 250-0486 |
| LSS | | | | | | |
| 1999-96 V6 3.8L | 78 | 690 | | — | 7X-6100 | 250-0486 |
| Ninety Eight, Delta 88, Regency | | | | | | |
| 1998 V6 3.8L | 78 | 690 | | — | 7X-6100 | — |
| 1997-95 V6 3.8L | 78 | 770 | | — | — | — |
| 1994-90 V6 3.8L | 75 | 630 | | — | 7X-6100 | — |
| 1991-90 V6 3.8L | 75 | 630 | | — | 7X-6100 | — |
| 1991-90 V6 3.8L Optional | 78 | 730 | | — | 127-0826 | — |
| Silhouette | | | | | | |
| 2004-97 V6 3.4L | 78 | 600 | {43} | — | 7X-6100 | — |
| 1996 V6 3.4L | 75 | 550 | {43} | — | 7X-6100 | — |
| 1995-92 V6 3.8L | 75 | 630 | {43} | — | 7X-6100 | — |
| 1994-90 V6 3.1L | 75 | 525 | {43} | — | 7X-6100 | — |
| Toronado | | | | | | |
| 1992-91 V6 3.8L | 78 | 770 | | — | 127-0826 | — |
| 1990 V6 3.8L | 78 | 730 | | — | 127-0826 | — |
| PANOZ | | | | | | |
| All | | | | | | |
| 2007-05 V8 4.6L | 58R | 580 | | — | — | — |
| PEUGEOT | | | | | | |
| 405 | | | | | | |
| 1991-90 L4 1.9L | 24 | 420 | | 153-5656 | 8C-3600 | 3T-5857 |
| 505 | | | | | | |
| 1991-90 L4 2.2L | 48 | 660 | | — | 307-0751 | — |
| 1990 V6 2.8L | 48 | 660 | | — | 307-0751 | — |
| PLYMOUTH | | | | | | |
| Acclaim | | | | | | |
| 1995-92 L4 2.5L | 34 | 600 | | — | — | — |
| 1995-90 V6 3.0L | 34 | 500 | | — | 8C-3600 | — |
| 1991-90 L4 2.5L | 34 | 500 | | — | 8C-3600 | — |
| Breeze | | | | | | |
| 2000-96 L4 2.0L | 75 | 510 | {40} | — | 7X-6100 | — |
| 2000-96 L4 2.4L | 75 | 510 | {40} | — | 7X-6100 | — |
| Colt | | | | | | |
| 1995 L4 1.5L | 51 | 435 | | — | 250-0488(26) | — |
| 1994-93 L4 1.5L Canada | 24 | 580 | | 153-5656 | 3T-5857 | 250-0486 |
| 1994-93 L4 1.5L US | 51 | 435 | | — | 250-0488(26) | — |
| 1994-93 L4 1.8L Canada | 24 | 580 | | 153-5656 | 3T-5857 | 250-0486 |
| 1994-93 L4 1.8L US | 51 | 435 | | — | 250-0488(26) | — |

{1} Battery gasses need to be vented to outside. {2} Check terminal post arrangement carefully! Could be top or side terminals.
 {6} Installation may take over 30 mins. {26} Replacement battery is wider than OE. Hold-down and/or tray replacement may be necessary.
 {35} Battery w/ handle brackets will not fit. {40} Battery located in wheelwell - Remove front tire to access the battery.
 {41} Battery located under the rear seat. {42} Battery located under hood, under the washer bottle. {43} Battery located under hood, under the fuse box.
 {46} Battery located in trunk. Spare tire may have to be removed. {144} OE has replaced Gr. 76 with Gr. 79. {211} Sealed Valve-Regulated Battery OE.
 At customer's direction, a flooded battery may be substituted. (May cause charging system to perform below specifications.)

Passenger Cars PLYMOUTH – PONTIAC

IMPORTANT NOTE: BATTERIES CAN EXPLODE! Always wear safety glasses AND shield eyes when working around batteries. Always check for proper polarity and sufficient terminal clearance BEFORE final installation to avoid dangerous sparks, potential explosion, possible severe personal injury and/or expensive electrical system and/or vehicle/equipment damage or fire.

| MAKE EQUIPMENT TYPE YEAR / MODEL | O.E. BCI NO. | CCA @ ° F | Notes | PREMIUM HIGH OUTPUT | GENERAL SERVICE | | MAKE EQUIPMENT TYPE YEAR / MODEL | O.E. BCI NO. | CCA @ ° F | Notes | PREMIUM HIGH OUTPUT | GENERAL SERVICE | | |
|--|--------------------|-----------------|--------|---------------------------|-----------------|----------|--|--------------------|-----------------|--------|---------------------------|-----------------|----------|---|
| | | | | | (U.S. Only) | | | | | | | (U.S. Only) | | |
| PLYMOUTH (Continued) | | | | | | | PONTIAC (Continued) | | | | | | | |
| Colt (Continued) | | | | | | | Bonneville, Bonneville Custom (Continued) | | | | | | | |
| 1994-92 L4 2.4L | | | | | | | 1997-95 V6 3.8L | 78 | 770 | | | 127-0826 | — | |
| Canada | 24 | 580 | | 153-5656 | 3T-5857 | 250-0486 | 1994-90 V6 3.8L | 75 | 630 | | | 7X-6100 | — | |
| 1994-92 L4 2.4L US | 24 | 490 | | 153-5656 | 8C-3600 | 3T-5857 | Firebird | | | | | | | |
| 1992-90 L4 1.5L | 25 | 420 | | — | 8C-3600 | 250-0489 | 2002-95 V6 3.8L | 75 | 690 | | | 7X-6100 | — | |
| 1992 L4 1.8L US | 25 | 420 | | — | 8C-3600 | 250-0489 | 2002-90 V8 5.7L | 75 | 630 | | | 7X-6100 | — | |
| 1991-90 L4 2.0L | | | | | | | 1995-93 V6 3.4L | 75 | 525 | | | 7X-6100 | 250-0489 | |
| Canada | 25 | 420 | | — | 8C-3600 | 250-0489 | 1992-90 V6 3.1L | 75 | 525 | | | 7X-6100 | 250-0489 | |
| 1991-90 L4 2.0L US | 51 | 435 | | — | 250-0488{26} | — | 1992-90 V8 5.0L | 75 | 570 | | | 7X-6100 | 250-0489 | |
| 1990 L4 1.6L | | | | | | | Firefly | | | | | | | |
| Canada | 25 | 420 | | — | 8C-3600 | 250-0489 | 2000-94 L4 1.3L | 26R | 390 | | | — | — | |
| 1990 L4 1.6L US | 51 | 435 | | — | 250-0488{26} | — | 2000 L3 1.0L | 26R | 390 | | | — | — | |
| 1990 L4 1.8L | 25 | 420 | | — | 8C-3600 | 250-0489 | 1999-95 L3 1.0L | 26R | 390 | {2} | | — | — | |
| Horizon | | | | | | | 1994 L3 1.0L | 26 | 390 | {2} | | 8C-3600 | — | |
| 1990 L4 2.2L | 34 | 430 | | — | 8C-3600 | 250-0489 | 1991-90 L3 1.0L | 26 | 440 | {2} | | 8C-3600 | — | |
| Laser | | | | | | | G3 | | | | | | | |
| 1994-90 L4 1.8L | 86 | 430 | | — | 8C-3600 | 250-0489 | 2009 L4 1.6L | 86 | 590 | | | — | — | |
| 1994-90 L4 2.0L | 86 | 525 | | — | 8C-3600 | 250-0489 | G5 | | | | | | | |
| Neon | | | | | | | 2010 L4 2.2L | NA | NA | | | — | — | — |
| 2001-00 L4 2.0L | 26R | 450 | {6} | — | — | — | 2009-07 L4 2.2L | 90 | 600 | {1} | | — | — | |
| 1999-95 L4 2.0L | 58 | 450 | {35} | 175-4280 | 8C-3612 | — | 2008-07 L4 2.4L | 90 | 600 | {1} | | — | — | |
| Prowler | | | | | | | G6 | | | | | | | |
| 2001-99 V6 3.5L | 34 | 525 | | — | 8C-3600 | — | 2010 L4 2.4L | NA | NA | | | — | — | |
| 1997 V6 3.5L | 34 | 525 | | — | 8C-3600 | — | 2010 V6 3.5L | NA | NA | | | — | — | |
| Sundance | | | | | | | 2009-08 L4 2.4L | 90 | 590 | | | — | — | — |
| 1994-93 V6 3.0L | 34 | 500 | | — | 8C-3600 | 250-0489 | 2009-08 V6 3.5L | 90 | 590 | | | — | — | |
| 1994-91 L4 2.5L | 34 | 600 | | — | 250-0486 | 127-0826 | 2009-08 V6 3.6L | 90 | 590 | | | — | — | |
| 1994-90 L4 2.2L | 34 | 500 | | — | 8C-3600 | 250-0489 | 2009-08 V6 3.9L | 90 | 590 | | | — | — | |
| 1992 V6 3.0L | 34 | 600 | | — | 250-0486 | 127-0826 | 2007-06 L4 2.4L | 75 | 525 | | | 7X-6100 | — | |
| 1990 L4 2.5L | 34 | 500 | | — | 8C-3600 | 250-0489 | 2007-06 V6 3.9L | 75 | 525 | | | 7X-6100 | — | |
| Voyager, Grand Voyager | | | | | | | 2007-05 V6 3.5L | 75 | 525 | | | 7X-6100 | — | |
| 2000-96 L4 2.4L | 34 | 600 | | — | 250-0486 | 127-0826 | 2007 V6 3.6L | 75 | 525 | | | 7X-6100 | — | |
| 2000-90 V6 3.0L | 34 | 500 | | — | 8C-3600 | 250-0489 | G8 | | | | | | | |
| 2000-90 V6 3.3L | 34 | 500 | | — | 8C-3600 | 250-0489 | 2009 V6 3.6L | 94R | 720 | {1,46} | | — | — | |
| 1999-98 Electric | 34 | 685 | | — | 250-0486 | 127-0826 | 2009 V8 6.0L | 94R | 720 | {1,46} | | — | — | |
| 1999-94 V6 3.8L | 34 | 600 | | — | 250-0486 | 127-0826 | 2009 V8 6.2L | 94R | 720 | {1,46} | | — | — | |
| 1999-91 V6 3.0L | | | | | | | 2008 V6 3.6L | 94R | 700 | {1,46} | | — | — | |
| Optional | 34 | 685 | | — | 250-0486 | 127-0826 | 2008 V8 6.0L | 94R | 700 | {1,46} | | — | — | |
| 1997 V6 3.8L | 34 | 500 | | — | 8C-3600 | 250-0489 | GTO | | | | | | | |
| 1995-94 Electric | 34 | 685 | | — | 250-0486 | 127-0826 | 2006-05 V8 6.0L | 85 | 600 | | | — | — | |
| 1995-91 L4 2.5L | 34 | 600 | | — | 250-0486 | 127-0826 | 2004 V8 5.7L | 85 | 600 | | | — | — | |
| 1990 L4 2.5L | 34 | 500 | | — | 8C-3600 | 250-0489 | Grand Am | | | | | | | |
| PONTIAC | | | | | | | 2005-02 L4 2.2L | 75 | 600 | | | — | 7X-6100 | — |
| 6000 | | | | | | | 2005-99 V6 3.4L | 75 | 600 | | | — | 7X-6100 | — |
| 1991-90 L4 2.5L | 75 | 630 | | — | — | — | 2001-96 L4 2.4L | 75 | 600 | | | 7X-6100 | — | |
| 1991-90 V6 3.1L | | | | | | | 1998-94 V6 3.1L | 75 | 600 | | | 7X-6100 | — | |
| Canada | 75 | 630 | | — | 7X-6100 | — | 1995-93 L4 2.3L | 75 | 600 | | | 7X-6100 | — | |
| 1991-90 V6 3.1L US | 75 | 525 | | — | 7X-6100 | 250-0489 | 1993-92 V6 3.3L | 75 | 630 | | | 7X-6100 | — | |
| Aztek | | | | | | | 1992-90 L4 2.3L | 75 | 630 | | | — | 7X-6100 | — |
| 2005-01 V6 3.4L | 78 | 600 | {42} | — | 7X-6100 | 250-0486 | 1991-90 L4 2.5L | 75 | 630 | | | 7X-6100 | — | |
| Bonneville, Bonneville Custom | | | | | | | Grand Prix | | | | | | | |
| 2005-04 V6 3.8L | 100 | 770 | {1,41} | — | — | — | 2008-06 V6 3.8L | 34 | 690 | {211} | | — | — | |
| 2005-04 V8 4.6L | 100 | 770 | {1,41} | — | — | — | 2008 V8 5.3L | 85 | 590 | | | — | — | |
| 2003-00 V6 3.8L | | | | | | | 2007-05 V8 5.3L | 85 | 625 | | | — | — | |
| Supercharged | 79 | 800 | {1} | — | — | — | 2005-04 V6 3.8L | 34 | 680 | {211} | | — | — | |
| 2003-00 V6 3.8L ex. | | | | | | | 2003-97 V6 3.8L | 78 | 690 | {6} | | 7X-6100 | — | |
| Supercharged | 100 | 770 | {1,41} | — | — | — | 2003-97 V6 3.8L | | | | | — | — | |
| 1999-98 V6 3.8L Exc | | | | | | | Optional | 78 | 770 | {6} | | — | — | |
| Supercharged | 78 | 690 | | — | 127-0826 | — | 2003-96 V6 3.1L | 78 | 600 | {6} | | 7X-6100 | — | |
| 1999-98 V6 3.8L | | | | | | | 1996 V6 3.4L | 78 | 690 | {42} | | 7X-6100 | — | |
| Supercharged | 78 | 770 | | — | 127-0826 | — | | | | | | — | — | |

Passenger Cars

PONTIAC — PORSCHE



IMPORTANT NOTE: BATTERIES CAN EXPLODE! Always wear safety glasses AND shield eyes when working around batteries. Always check for proper polarity and sufficient terminal clearance BEFORE final installation to avoid dangerous sparks, potential explosion, possible severe personal injury and/or expensive electrical system and/or vehicle/equipment damage or fire.

| MAKE EQUIPMENT TYPE YEAR / MODEL | O.E. BCI NO. | CCA @ 0° F | Notes | PREMIUM HIGH OUTPUT | GENERAL SERVICE | |
|--|--------------------|------------------|--------|---------------------------|-----------------|----------|
| | | | | | (U.S. Only) | |
| PONTIAC (Continued) | | | | | | |
| Grand Prix (Continued) | | | | | | |
| 1995 V6 3.1L Early Model | 75 | 525 | | — | 7X-6100 | — |
| 1995 V6 3.1L Late Model | 78 | 600 | | — | 7X-6100 | — |
| 1995 V6 3.4L Early Model | 75 | 525 | | — | 7X-6100 | — |
| 1995 V6 3.4L Late Model | 78 | 600 | | — | 7X-6100 | — |
| 1994-91 V6 3.4L | 75 | 690 | {42} | — | 7X-6100 | — |
| 1994-90 V6 3.1L | 75 | 525 | {42} | — | 7X-6100 | — |
| 1991-90 L4 2.3L | 75 | 630 | {42} | — | 7X-6100 | — |
| LeMans | | | | | | |
| 1993-90 L4 1.6L | 85 | 550 | | — | 250-0489 | — |
| 1990 L4 2.0L | 85 | 550 | | — | 250-0489 | — |
| Montana | | | | | | |
| 2009-06 V6 3.9L | 34 | 600 | | — | — | — |
| 2006 V6 3.5L | 34 | 600 | {2} | — | — | — |
| 2005-99 V6 3.4L | 78 | 600 | {7,42} | — | 7X-6100 | 250-0486 |
| 2005 V6 3.5L | 78 | 600 | {2} | — | 7X-6100 | 250-0486 |
| Optima | | | | | | |
| 1991-90 L4 1.6L | 85 | 550 | | — | 250-0489 | — |
| 1990 L4 2.0L | 85 | 550 | | — | 250-0489 | — |
| Pursuit | | | | | | |
| 2006 L4 2.2L | 90 | 600 | | — | — | — |
| 2006 L4 2.4L | | | | — | — | — |
| Canada | 90 | 600 | | — | — | — |
| 2005 L4 2.2L | | | | — | — | — |
| Canada | 90 | 600 | | — | — | — |
| Solstice | | | | | | |
| 2009-08 L4 2.0L | 86 | 590 | | — | — | — |
| 2009-08 L4 2.4L | 86 | 590 | | — | — | — |
| 2007 L4 2.0L | 86 | 640 | {151} | — | — | — |
| 2007 L4 2.4L | 86 | 640 | {151} | — | — | — |
| 2006 L4 2.4L | 86 | 590 | | — | — | — |
| Sunbird, J2000 | | | | | | |
| 1994-92 V6 3.1L | 75 | 525 | | — | 7X-6100 | 250-0489 |
| 1994-90 L4 2.0L | 75 | 630 | | — | 7X-6100 | — |
| 1991 V6 3.1L | 75 | 630 | | — | 7X-6100 | — |
| Sunfire | | | | | | |
| 2005-95 L4 2.2L | 75 | 525 | | — | 7X-6100 | — |
| 2002-96 L4 2.4L | 75 | 600 | | — | 7X-6100 | — |
| 1995 L4 2.3L | 75 | 600 | | — | 7X-6100 | — |
| Sunrunner | | | | | | |
| 1997-95 L4 1.6L | 26R | 390 | {6} | — | — | — |
| 1994 L4 1.6L | 26 | 500 | | — | 8C-3600 | — |
| Tempest | | | | | | |
| 1991-90 L4 2.2L | 75 | 630 | | — | 7X-6100 | — |
| 1991-90 V6 3.1L | 75 | 630 | | — | 7X-6100 | — |
| 1991 L4 2.3L | 75 | 630 | | — | 7X-6100 | — |
| Torrent | | | | | | |
| 2009-08 V6 3.6L | 47 | 650 | {27} | — | — | — |
| 2009-07 V6 3.4L | 47 | 650 | {27} | — | — | — |
| 2006 V6 3.4L | 75 | 600 | | — | 7X-6100 | — |
| PONTIAC (Continued) | | | | | | |
| Trans Sport | | | | | | |
| 1999-97 V6 3.4L | 78 | 600 | {42} | — | 7X-6100 | 250-0486 |
| 1996 V6 3.4L | 75 | 525 | {42} | — | 7X-6100 | 250-0489 |
| 1995-92 V6 3.8L | 75 | 630 | {42} | — | 7X-6100 | — |
| 1995-90 V6 3.1L | 75 | 525 | {42} | — | 7X-6100 | 250-0489 |
| Vibe | | | | | | |
| 2010 L4 1.8L Eng code 2AZFE | 24R | 575 | | — | 3T-5858 | 250-0487 |
| 2010 L4 1.8L Eng code 2ZRFE | 35 | 550 | | — | 250-0487 | — |
| 2010 L4 2.4L Eng code 2AZFE | 24R | 575 | | — | 3T-5858 | 250-0487 |
| 2010 L4 2.4L Eng code 2ZRFE | 35 | 550 | | — | 250-0487 | — |
| 2009-03 L4 1.8L | 35 | 310 | | — | 250-0487 | — |
| 2009 L4 2.4L | 24R | 550 | | — | 3T-5858 | 250-0487 |
| Wave | | | | | | |
| 2007-06 L4 1.6L | | | | — | — | — |
| Canada | 86 | 550 | | — | 8C-3600 | — |
| 2005 L4 1.6L | 86 | 550 | | — | 8C-3600 | — |
| Wave5 | | | | | | |
| 2009 L4 1.6L | 86 | 590 | | — | — | — |
| PORSCHE | | | | | | |
| 911 | | | | | | |
| 2010-09 H6 3.6L | 49 | 740 | {1} | — | 307-0751{32} | — |
| 2010 H6 3.8L | 49 | 740 | {1} | — | 307-0751{32} | — |
| 2009-05 H6 3.8L | 94R | 650 | {1} | — | — | — |
| 2009 H6 3.6L | | | | — | — | — |
| Optional | 94R | 650 | {1} | — | — | — |
| 2008-01 H6 3.6L | 94R | 650 | {1} | — | — | — |
| 2002-01 H6 3.6L | 48 | 650 | {1,46} | — | 307-0751 | — |
| 2001-99 H6 3.4L | 48 | 650 | {1,46} | — | 307-0751 | — |
| 1998-90 H6 3.6L | 48 | 650 | {1,46} | — | 307-0751 | — |
| 1992-91 H6 3.3L Turbo | 48 | 650 | {1,46} | — | 307-0751 | — |
| 928 | | | | | | |
| 1995-93 V8 5.4L | 48 | 650 | | — | 307-0751 | — |
| 1991-90 V8 5.0L | 48 | 650 | | — | 307-0751 | — |
| 944 | | | | | | |
| 1991-90 L4 3.0L | 40R | 600 | {1} | — | — | — |
| 968 | | | | | | |
| 1995-92 L4 3.0L | 91 | 600 | | — | — | — |
| Boxster | | | | | | |
| 2010-09 H6 2.9L | 94R | 650 | {1,6} | — | — | — |
| 2010 H6 3.4L | 94R | 650 | {1} | — | — | — |
| 2009-07 H6 3.4L | 94R | 650 | {1,6} | — | — | — |
| 2008-06 H6 2.7L | 94R | 650 | {1,6} | — | — | — |
| 2006 H6 3.2L | 94R | 650 | {1,6} | — | — | — |
| 2005-02 H6 2.7L | | | | — | — | — |
| Optional | 94R | 650 | {1,6} | — | — | — |
| 2005-02 H6 3.2L | | | | — | — | — |
| Optional | 94R | 650 | {1,6} | — | — | — |
| 2005-00 H6 2.7L | 48 | 650 | {1,6} | — | 307-0751 | — |
| 2005-00 H6 3.2L | 48 | 650 | {1,6} | — | 307-0751 | — |
| 1999-97 H6 2.5L | 48 | 650 | {1,6} | — | 307-0751 | — |

{1} Battery gasses need to be vented to outside. {2} Check terminal post arrangement carefully! Could be top or side terminals.
 {5} Hood or cover clearance may not be sufficient. Check polarity to avoid explosion. {6} Installation may take over 30 mins.
 {7} Difficult battery installation. May take 45 minutes or more. {15} Two batteries required. For best results, replace both.
 {17} Watch polarity and clearance! Vehicle could have reverse terminal battery. {27} Check OE CCA requirements. Replacement CCA may not be sufficient.
 {32} Replacement battery is longer than OE. Hold-down and/or tray replacement may be necessary.
 {42} Battery located under hood, under the washer bottle. {46} Battery located in trunk. Spare tire may have to be removed.
 {80} Sealed Valve-Regulated Battery Required. {151} Mfr. Recommended replacement battery shown, may vary from OE battery.

Auto & LTV

Passenger Cars PORSCHE — SATURN

IMPORTANT NOTE: BATTERIES CAN EXPLODE! Always wear safety glasses AND shield eyes when working around batteries. Always check for proper polarity and sufficient terminal clearance BEFORE final installation to avoid dangerous sparks, potential explosion, possible severe personal injury and/or expensive electrical system and/or vehicle/equipment damage or fire.

| MAKE EQUIPMENT TYPE YEAR / MODEL | O.E. BCI NO. | CCA @ ° F | Notes | PREMIUM HIGH OUTPUT | GENERAL SERVICE | |
|--|--------------------|-----------------|---------|---------------------------|-----------------|--------------|
| | | | | | (U.S. Only) | |
| PORSCHE (Continued) | | | | | | |
| Carrera, Carrera GT | | | | | | |
| 2005-04 V10 5.7L | 48 | 650 | {1} | — | 307-0751 | — |
| Cayenne | | | | | | |
| 2010-08 V6 3.6L | 94R | 650 | {1} | — | — | — |
| 2010-08 V8 4.8L | 49 | 740 | {1} | — | 307-0751{32} | — |
| 2006-04 V6 3.2L | 94R | 640 | {1} | — | — | — |
| 2006-03 V8 4.5L | 49 | 740 | {1} | — | 307-0751{32} | — |
| Cayman | | | | | | |
| 2010-09 H6 2.9L | 49 | 740 | {1} | — | 307-0751{32} | — |
| 2010 H6 3.4L | 49 | 740 | {1} | — | 307-0751{32} | — |
| 2009-06 H6 3.4L | 94R | 650 | {1} | — | — | — |
| 2008-07 H6 2.7L | 94R | 650 | {1} | — | — | — |
| Panamera | | | | | | |
| 2010 V8 4.8L | 49 | 740 | {1} | — | 307-0751{32} | — |
| ROLLS ROYCE | | | | | | |
| All | | | | | | |
| 2010 V12 6.7L | NA | NA | | — | — | — |
| 2009-05 V12 6.7L | 49 | 740 | {15,80} | — | — | — |
| 2002-01 V8 6.8L | 27F | 385 | {17} | — | 8C-3602 | 3T-5858 |
| 2002 V12 5.4L | 27F | 385 | {17} | — | 8C-3602 | 3T-5858 |
| 2000 V8 6.7L | 27F | 385 | {17} | — | 8C-3602 | 3T-5858 |
| 1998-90 V8 6.7L | 27F | 385 | {17} | — | 8C-3602 | 3T-5858 |
| SAAB | | | | | | |
| 9-2X | | | | | | |
| 2006 H4 2.5L | 35 | 550 | | — | 250-0487 | — |
| 2005 H4 2.0L | 25 | 500 | | — | 8C-3600 | 250-0488 |
| 2005 H4 2.5L | 25 | 500 | | — | 8C-3600 | 250-0488 |
| 9-3 | | | | | | |
| 2010 L4 2.0L | NA | NA | | — | — | — |
| 2009-06 V6 2.8L | 48 | 700 | | — | 307-0751 | — |
| 2009-04 L4 2.0L | 48 | 700 | | — | 307-0751 | — |
| 2003 L4 2.0L Conv | 47 | 580 | | — | — | — |
| 2003 L4 2.0L Sport | | | | — | — | — |
| Sedan | 48 | 700 | | — | 307-0751 | — |
| 2002 L4 2.0L | 47 | 580 | | — | — | — |
| 2002 L4 2.3L | 47 | 580 | | — | — | — |
| 2001-99 L4 2.0L | 48 | 700 | | — | 307-0751 | — |
| 2001-99 L4 2.3L | 48 | 700 | | — | 307-0751 | — |
| 9-3X | | | | | | |
| 2010 L4 2.0L | NA | NA | | — | — | — |
| 9-5 | | | | | | |
| 2010 V6 2.8L | NA | NA | | — | — | — |
| 2009-99 L4 2.3L | 48 | 700 | | — | 307-0751 | — |
| 2003-99 V6 3.0L | 48 | 700 | | — | 307-0751 | — |
| 9-7x | | | | | | |
| 2009-08 V8 6.0L | 78 | 600 | | — | 7X-6100 | — |
| 2009-05 L6 4.2L | 78 | 600 | | — | 7X-6100 | — |
| 2009-05 V8 5.3L | 78 | 600 | | — | 7X-6100 | — |
| 900 | | | | | | |
| 1998-94 L4 2.0L | 47 | 520 | | — | — | — |
| 1998-94 L4 2.3L | 47 | 520 | | — | — | — |
| 1997-94 V6 2.5L | 47 | 520 | | — | — | — |
| 1994 L4 2.1L | 47 | 520 | | — | — | — |
| 1993-91 L4 2.1L | 26 | 405 | {17} | — | 8C-3600 | 250-0489{32} |
| 1993-90 L4 2.0L | 26 | 405 | {17} | — | 8C-3600 | — |
| 9000 | | | | | | |
| 1998-94 L4 2.3L | 41 | 570 | | — | 8C-3605 | — |
| 1997-95 V6 3.0L | 41 | 570 | | — | 8C-3605 | — |
| 1993-90 L4 2.3L | 47 | 520 | | — | — | — |
| 1991-90 L4 2.3L | | | | — | — | — |
| Optional | 34R | 450 | {5} | — | — | — |

| MAKE EQUIPMENT TYPE YEAR / MODEL | O.E. BCI NO. | CCA @ ° F | Notes | PREMIUM HIGH OUTPUT | GENERAL SERVICE | |
|--|--------------------|-----------------|---------|---------------------------|-----------------|----------|
| | | | | | (U.S. Only) | |
| SAAB (Continued) | | | | | | |
| 9000 (Continued) | | | | | | |
| 1990 L4 2.0L | 47 | 450 | {5} | — | — | — |
| 1990 L4 2.0L | | | | — | — | — |
| Optional | 34R | 450 | {5} | — | — | — |
| SALEN | | | | | | |
| S7 | | | | | | |
| 2006-02 V8 7.0L | 34 | 750 | | — | — | — |
| SATURN | | | | | | |
| Astra | | | | | | |
| 2009-08 L4 1.8L | 91 | 600 | | — | — | — |
| Aura | | | | | | |
| 2009-08 L4 2.4L | 90 | 590 | | — | — | — |
| 2009-08 V6 3.6L | 90 | 590 | | — | — | — |
| 2008 V6 3.5L | 90 | 590 | | — | — | — |
| 2007 L4 2.4L | 75 | 690 | | — | 7X-6100 | — |
| 2007 V6 3.5L | 75 | 690 | | — | 7X-6100 | — |
| 2007 V6 3.6L | 75 | 690 | | — | 7X-6100 | — |
| Ion | | | | | | |
| 2007-06 L4 2.4L | 78 | 600 | {1} | — | 7X-6100 | — |
| 2007-04 L4 2.0L | 78 | 600 | {1} | — | 7X-6100 | — |
| 2007 L4 2.2L | 78 | 600 | {1} | — | 7X-6100 | — |
| 2006 L4 2.2L Early | | | | — | — | — |
| Model | 75 | 600 | {1} | — | 7X-6100 | — |
| 2006 L4 2.2L Late | | | | — | — | — |
| Model | 78 | 600 | {1} | — | 7X-6100 | — |
| 2005-03 L4 2.2L | 75 | 600 | {1} | — | 7X-6100 | — |
| L, SC, SL, SW Series | | | | | | |
| 2005-02 V6 3.0L | 78 | 600 | {6} | — | 7X-6100 | — |
| 2004-02 L4 2.2L | 78 | 600 | {6} | — | 7X-6100 | — |
| 2002-91 L4 1.9L | 75 | 525 | {6} | — | 7X-6100 | — |
| 2001 L4 2.2L | 75 | 525 | {6} | — | 7X-6100 | — |
| 2001 V6 3.0L | 75 | 525 | {6} | — | 7X-6100 | — |
| LS Series | | | | | | |
| 2000 L4 2.2L | 75 | 525 | | — | 7X-6100 | — |
| 2000 V6 3.0L | 75 | 525 | | — | 7X-6100 | — |
| LW Series | | | | | | |
| 2003-02 L4 2.2L | 78 | 600 | {6} | — | 7X-6100 | — |
| 2003-02 V6 3.0L | 78 | 600 | {6} | — | 7X-6100 | — |
| 2001 L4 2.2L | 75 | 525 | {6} | — | 7X-6100 | — |
| 2001 V6 3.0L | 75 | 525 | {6} | — | 7X-6100 | — |
| 2000 L4 2.2L | 75 | 525 | | — | 7X-6100 | — |
| 2000 V6 3.0L | 75 | 525 | | — | 7X-6100 | — |
| Outlook | | | | | | |
| 2010 V6 3.6L | NA | NA | | — | — | — |
| 2009-07 V6 3.6L | 48 | 730 | | — | — | — |
| Relay | | | | | | |
| 2007-06 V6 3.9L | 34 | 600 | | — | 250-0486 | 127-0826 |
| 2006-05 V6 3.5L | 34 | 600 | | — | 250-0486 | 127-0826 |
| Sky | | | | | | |
| 2010 L4 2.0L | NA | NA | | — | — | — |
| 2010 L4 2.4L | NA | NA | | — | — | — |
| 2009-07 L4 2.0L | 86 | 590 | | — | — | — |
| 2009-07 L4 2.4L | 86 | 590 | | — | — | — |
| VUE | | | | | | |
| 2009-08 L4 2.4L | 47 | 650 | {27} | — | — | — |
| 2009-08 V6 3.5L | 48 | 730 | | — | — | — |
| 2009-08 V6 3.6L | 48 | 730 | | — | — | — |
| 2007 L4 2.2L | 75 | 525 | {6} | — | 7X-6100 | — |
| 2007 L4 2.4L | 86 | 590 | {6} | — | — | — |
| 2007 V6 3.5L | 86 | 640 | {6,151} | — | — | — |
| 2006-04 V6 3.5L | 86 | 590 | {6} | — | — | — |

Passenger Cars

SATURN – SUZUKI



IMPORTANT NOTE: BATTERIES CAN EXPLODE! Always wear safety glasses AND shield eyes when working around batteries. Always check for proper polarity and sufficient terminal clearance BEFORE final installation to avoid dangerous sparks, potential explosion, possible severe personal injury and/or expensive electrical system and/or vehicle/equipment damage or fire.

| MAKE EQUIPMENT TYPE YEAR / MODEL | O.E. BCI NO. | CCA @ ° F | Notes | PREMIUM HIGH OUTPUT | GENERAL SERVICE | |
|--|--------------------|-----------------|-------|---------------------------|-----------------|----------|
| | | | | | (U.S. Only) | |
| SATURN (Continued) | | | | | | |
| VUE (Continued) | | | | | | |
| 2006-02 L4 2.2L | 75 | 600 | {6} | — | 7X-6100 | — |
| 2003-02 V6 3.0L | 75 | 600 | {6} | — | 7X-6100 | — |
| SCION | | | | | | |
| tC | | | | | | |
| 2010-05 L4 2.4L | 24 | 575 | | 153-5656 | 3T-5857 | — |
| xA | | | | | | |
| 2006-04 L4 1.5L | 25 | 550 | | — | 8C-3600 | 250-0489 |
| xB | | | | | | |
| 2010-08 L4 2.4L | 24F | 585 | | — | 3T-5858 | 250-0487 |
| 2006-04 L4 1.5L | 25 | 550 | | — | 8C-3600 | 250-0489 |
| xD | | | | | | |
| 2010-09 L4 1.8L | 35 | 550 | | — | 250-0487 | — |
| 2008 L4 1.8L | 25 | 550 | | — | 8C-3600 | 250-0488 |
| SHELBY | | | | | | |
| Series 1 | | | | | | |
| 2000-99 V8 4.0L | 58 | 540 | | — | 8C-3612 | — |
| SMART | | | | | | |
| Fortwo | | | | | | |
| 2010 L3 1.0L | NA | NA | | — | — | — |
| 2009-08 L3 1.0L | 47 | 540 | {1} | — | — | — |
| 2007-05 L3 0.8L | 47 | 540 | {1} | — | — | — |
| STERLING | | | | | | |
| 827 | | | | | | |
| 1991-90 V6 2.7L | 34R | 675 | | — | — | — |
| SUBARU | | | | | | |
| B9 Tribeca | | | | | | |
| 2007-06 H6 3.0L | 35 | 490 | | — | 250-0489 | 250-0487 |
| Baja | | | | | | |
| 2006 H4 2.5L w/AT | 35 | 490 | | — | 250-0489 | 250-0487 |
| 2006 H4 2.5L w/MT | 35 | 430 | | — | 3T-5859 | 250-0489 |
| 2005-03 H4 2.5L | 35 | 490 | | — | 250-0489 | 250-0487 |
| Forester | | | | | | |
| 2010 H4 2.5L | 35 | 550 | | — | 250-0487 | — |
| 2009-08 H4 2.5L | 35 | 490 | | — | 250-0489 | 250-0487 |
| 2007 H4 2.5L | 35 | 500 | | — | 250-0489 | 250-0487 |
| 2006 H4 2.5L w/AT | 35 | 490 | | — | 250-0489 | 250-0487 |
| 2006 H4 2.5L w/MT | 35 | 360 | | — | 3T-5859 | 250-0489 |
| 2005-98 H4 2.5L | 35 | 520 | | — | 250-0489 | 250-0487 |
| Impreza | | | | | | |
| 2010 H4 2.5L | 35 | 550 | | — | 250-0487 | — |
| 2009 H4 2.5L | 35 | 520 | | — | 250-0489 | 250-0487 |
| 2008 H4 2.5L | 35 | 490 | | — | 250-0489 | 250-0487 |
| 2007 H4 2.5L | 35 | 520 | | — | 250-0489 | 250-0487 |
| 2006 H4 2.5L w/AT | 35 | 490 | | — | 250-0489 | 250-0487 |
| 2006 H4 2.5L w/MT | 35 | 420 | | — | 3T-5859 | 250-0489 |
| 2005-02 H4 2.0L | 35 | 520 | | — | 250-0489 | 250-0487 |
| 2005-98 H4 2.5L | 35 | 520 | | — | 250-0489 | 250-0487 |
| 2001-95 H4 2.2L | 35 | 520 | | — | 250-0489 | 250-0487 |
| 1997-93 H4 1.8L | 35 | 520 | | — | 250-0489 | 250-0487 |
| Justy | | | | | | |
| 1995-90 L3 1.2L | 35 | 420 | | — | 3T-5859 | 250-0489 |

| MAKE EQUIPMENT TYPE YEAR / MODEL | O.E. BCI NO. | CCA @ ° F | Notes | PREMIUM HIGH OUTPUT | GENERAL SERVICE | |
|--|--------------------|-----------------|-------|---------------------------|-----------------|--------------|
| | | | | | (U.S. Only) | |
| SUBARU (Continued) | | | | | | |
| Legacy | | | | | | |
| 2010 H4 2.5L | 25 | 550 | | — | 8C-3600 | 250-0488 |
| 2010 H6 3.6L | 25 | 550 | | — | 8C-3600 | 250-0488 |
| 2009-08 H6 3.0L | 35 | 490 | | — | 250-0489 | 250-0487 |
| 2009 H4 2.5L | 35 | 490 | | — | 250-0489 | 250-0487 |
| 2008 H4 2.5L | 85 | 430 | | — | 250-0489 | — |
| 2007 H4 2.5L | 35 | 490 | | — | 250-0489 | 250-0487 |
| 2006 H4 2.5L w/AT | 35 | 490 | | — | 250-0489 | 250-0487 |
| 2006 H4 2.5L w/MT | 35 | 430 | | — | 3T-5859 | 250-0489 |
| 2005-99 H4 2.5L | 35 | 490 | | — | 250-0489 | 250-0487 |
| 1999-90 H4 2.2L | 35 | 490 | | — | 250-0489 | 250-0487 |
| 1999-90 H4 2.2L Optional | 85 | 430 | | — | 250-0489 | — |
| 1998-96 H4 2.5L | 35 | 430 | | — | 3T-5859 | 250-0489 |
| 1998-96 H4 2.5L Optional | 85 | 430 | | — | 250-0489 | — |
| 1993 H4 2.2L Optional | 85 | 430 | | — | 250-0489 | — |
| Loyale | | | | | | |
| 1994-91 H4 1.8L w/AT | 25 | 420 | | — | 8C-3600 | 250-0489 |
| 1994-91 H4 1.8L w/MT | 21 | 305 | | — | 8C-3600 | 250-0489(32) |
| 1990 H4 1.8L | 25 | 420 | | — | 8C-3600 | 250-0489 |
| 1990 H4 1.8L Optional | 24 | 490 | | 153-5656 | 8C-3600 | 3T-5857 |
| Outback | | | | | | |
| 2010 H4 2.5L | 25 | 550 | | — | 8C-3600 | 250-0488 |
| 2010 H6 3.6L | 25 | 550 | | — | 8C-3600 | 250-0488 |
| 2009-07 H4 2.5L | 35 | 490 | | — | 250-0489 | 250-0487 |
| 2009-07 H6 3.0L | 35 | 490 | | — | 250-0489 | 250-0487 |
| 2006 H4 2.5L w/AT | 35 | 490 | | — | 250-0489 | 250-0487 |
| 2006 H4 2.5L w/MT | 35 | 430 | | — | 3T-5859 | 250-0489 |
| 2006 H6 3.0L w/AT | 35 | 490 | | — | 250-0489 | 250-0487 |
| 2005-01 H4 2.5L | 35 | 490 | | — | 250-0489 | 250-0487 |
| 2005-01 H6 3.0L | 35 | 490 | | — | 250-0489 | 250-0487 |
| 2000 H4 2.5L | 35 | 430 | | — | 3T-5859 | 250-0489 |
| SVX | | | | | | |
| 1997-92 H6 3.3L | 24 | 585 | | 153-5656 | 3T-5857 | 250-0486 |
| Tribeca | | | | | | |
| 2010 H6 3.6L | 35 | 550 | | — | 250-0487 | — |
| 2009-08 H6 3.6L | 35 | 490 | | — | 250-0489 | 250-0487 |
| XT, XT6 | | | | | | |
| 1991-90 H4 1.8L | 25 | 490 | | — | 8C-3600 | 250-0489 |
| 1991-90 H6 2.7L w/AT | 25 | 490 | | — | 8C-3600 | 250-0489 |
| 1991-90 H6 2.7L w/MT | 25 | 350 | | — | 8C-3600 | 250-0489 |
| SUZUKI | | | | | | |
| Aerio | | | | | | |
| 2007-04 L4 2.3L | 24F | 700 | | — | 250-0486 | 127-0826 |
| 2003-02 L4 2.0L | 24F | 700 | | — | 250-0486 | 127-0826 |
| Equator | | | | | | |
| 2010-09 L4 2.5L | 24F | 550 | | — | 3T-5858 | 250-0487 |
| 2010-09 V6 4.0L | 24F | 550 | | — | 3T-5858 | 250-0487 |
| Esteem | | | | | | |
| 2002-99 L4 1.8L | 26R | 440 | | — | — | — |
| 2001-95 L4 1.6L | 26R | 440 | | — | — | — |

- {1} Battery gasses need to be vented to outside. {6} Installation may take over 30 mins.
- {10} Need flush cover battery to fit under shield or to clear. May need to remove height adjuster.
- {11} Battery is encased within an Active Cooling Box with an air snorkle to the outside of the engine compartment.
- {24} OEM Used various size batteries in production. Check original battery for size and correct fit.
- {26} Replacement battery is wider than OE. Hold-down and/or tray replacement may be necessary.
- {27} Check OE CCA requirements. Replacement CCA may not be sufficient.
- {32} Replacement battery is longer than OE. Hold-down and/or tray replacement may be necessary.

Passenger Cars

SUZUKI – TOYOTA

IMPORTANT NOTE: BATTERIES CAN EXPLODE! Always wear safety glasses AND shield eyes when working around batteries. Always check for proper polarity and sufficient terminal clearance BEFORE final installation to avoid dangerous sparks, potential explosion, possible severe personal injury and/or expensive electrical system and/or vehicle/equipment damage or fire.

| MAKE EQUIPMENT TYPE YEAR / MODEL | O.E. BCI NO. | CCA @ ° F | Notes | PREMIUM HIGH OUTPUT | GENERAL SERVICE | |
|--|--------------------|-----------------|-------|---------------------------|-----------------|----------|
| | | | | | (U.S. Only) | |
| SUZUKI (Continued) | | | | | | |
| Forenza | | | | | | |
| 2008-04 L4 2.0L | 86 | 610 | {10} | — | — | — |
| Grand Vitara | | | | | | |
| 2010-09 L4 2.4L | 24F | 700 | | — | — | — |
| 2010-09 V6 3.2L | 24F | 700 | | — | — | — |
| 2008-06 V6 2.7L | 24F | 700 | | — | — | — |
| 2005-04 V6 2.5L | 24F | 700 | | — | — | — |
| 2003-99 V6 2.5L | 85 | 550 | | — | — | — |
| 2001 V6 2.7L | 24F | 700 | | — | — | — |
| Kizashi | | | | | | |
| 2010 L4 2.4L | NA | NA | | — | — | — |
| Reno | | | | | | |
| 2008 L4 2.0L | 86 | 610 | | — | — | — |
| 2007-05 L4 2.0L | 86 | 610 | {11} | — | — | — |
| SX4 | | | | | | |
| 2010-07 L4 2.0L | 24F | 700 | | — | — | — |
| Samurai | | | | | | |
| 1995-90 L4 1.3L | 51 | 405 | | — | 250-0488{26} | — |
| Sidekick | | | | | | |
| 1998-96 L4 1.6L | 26R | 390 | | — | 250-0489{32} | — |
| 1998-96 L4 1.8L | 85 | 550 | | — | 250-0489 | — |
| 1995-90 L4 1.6L | 51 | 405 | | — | 250-0488{26} | — |
| Swift | | | | | | |
| 2001-95 L4 1.3L | 26R | 440 | | — | 250-0489{32} | — |
| 1994-92 L3 1.0L | 51 | 435 | | — | 250-0488{26} | — |
| 1994-90 L4 1.3L | 51 | 435 | | — | 250-0488{26} | — |
| 1993-92 L4 1.6L | 51 | 435 | | — | 250-0488{26} | — |
| Swift+ | | | | | | |
| 2009-04 L4 1.6L | 85 | 550 | | — | 250-0489 | — |
| Verona | | | | | | |
| 2006-04 L6 2.5L | 34 | 700 | {10} | — | 250-0486 | 127-0826 |
| Vitara | | | | | | |
| 2004 V6 2.5L | 85 | 600 | | — | — | — |
| 2003-99 L4 2.0L | 85 | 550 | | — | — | — |
| 2002-99 L4 1.6L | 85 | 550 | | — | — | — |
| X-90 | | | | | | |
| 1998-96 L4 1.6L | 26R | 440 | | — | 250-0489{32} | — |
| XL-7 | | | | | | |
| 2009-07 V6 3.6L | 47 | 650 | {27} | — | — | — |
| 2006-04 V6 2.7L | 24F | 700 | {24} | — | — | — |
| 2003-02 V6 2.7L | 85 | 550 | {24} | — | — | — |
| TESLA | | | | | | |
| Roadster | | | | | | |
| 2010-08 Electric | NA | NA | | — | — | — |
| TOYOTA | | | | | | |
| 4 Runner | | | | | | |
| 2010-03 V6 4.0L | 24F | 585 | | — | 3T-5858 | 250-0486 |
| 2010-03 V6 4.0L Optional | 27F | 710 | | — | 8C-3602 | — |
| 2010 L4 2.7L | NA | NA | | — | — | — |
| 2009-03 V8 4.7L | 24F | 585 | | — | 3T-5858 | 250-0486 |
| 2009-03 V8 4.7L Optional | 27F | 710 | | — | 8C-3602 | — |
| 2002-01 V6 3.4L | 24F | 585 | | — | 3T-5858 | 250-0486 |
| 2000-96 L4 2.7L | 24F | 585 | | — | 3T-5858 | 250-0486 |
| 2000-96 V6 3.4L | 35 | 360 | | — | 3T-5859 | 250-0489 |
| 2000-96 V6 3.4L Optional | 24F | 585 | | — | 3T-5858 | 250-0486 |
| 1995-90 L4 2.4L | 25 | 360 | | — | 8C-3600 | 250-0489 |
| 1995-90 L4 2.4L Optional | 24 | 585 | | 153-5656 | 3T-5857 | 250-0486 |

| MAKE EQUIPMENT TYPE YEAR / MODEL | O.E. BCI NO. | CCA @ ° F | Notes | PREMIUM HIGH OUTPUT | GENERAL SERVICE | |
|--|--------------------|-----------------|-------|---------------------------|-----------------|--------------|
| | | | | | (U.S. Only) | |
| TOYOTA (Continued) | | | | | | |
| 4 Runner (Continued) | | | | | | |
| 1995-90 V6 3.0L | 25 | 360 | | — | 8C-3600 | 250-0489 |
| 1990 V6 3.0L Optional | 24 | 585 | | 153-5656 | 3T-5857 | 250-0486 |
| Avalon | | | | | | |
| 2010-07 V6 3.5L | 24F | 585 | | — | 3T-5858 | 250-0487 |
| 2006 V6 3.5L | 35 | 310 | | — | 250-0487 | — |
| 2006 V6 3.5L Cold Climate | 24F | 585 | | — | 3T-5858 | 250-0487 |
| 2005 V6 3.5L | 24F | 585 | | — | 3T-5858 | 250-0487 |
| 2004-03 V6 3.0L | 24F | 585 | | — | 3T-5858 | 250-0487 |
| 2002-95 V6 3.0L Canada or Optional US | 24F | 585 | | — | 3T-5858 | 250-0487 |
| 2002-95 V6 3.0L US | 35 | 360 | | — | 250-0487 | — |
| Camry | | | | | | |
| 2010-07 V6 3.5L | 24F | 585 | | — | 3T-5858 | 250-0487 |
| 2010 L4 2.4L | NA | NA | | — | — | — |
| 2010 L4 2.5L | 24F | 585 | | — | 3T-5858 | 250-0487 |
| 2009-04 L4 2.4L Gas | 35 | 390 | | — | 250-0487 | — |
| 2006-04 V6 3.0L | 24F | 585 | | — | 3T-5858 | 250-0487 |
| 2006-04 V6 3.3L | 24F | 585 | | — | 3T-5858 | 250-0487 |
| 2003-02 L4 2.4L Canada or Optional US | 24F | 585 | | — | 3T-5858 | 250-0487 |
| 2003-02 L4 2.4L US | 35 | 360 | | — | 250-0487 | — |
| 2003-99 V6 3.0L US | 35 | 360 | | — | 250-0487 | — |
| 2003-92 V6 3.0L Canada or Optional US | 24F | 585 | | — | 3T-5858 | 250-0487 |
| 2001-92 L4 2.2L Canada or Optional US | 24F | 585 | | — | 3T-5858 | 250-0487 |
| 2001-92 L4 2.2L US | 35 | 360 | | — | 250-0487 | — |
| 1998-92 V6 3.0L US | 35 | 390 | | — | 250-0487 | — |
| 1992-90 V6 2.5L | 35 | 360 | | — | 250-0487 | — |
| 1991-90 L4 2.0L | 35 | 380 | | — | 3T-5859 | 250-0489 |
| 1991-90 L4 2.0L US | 21R | 320 | | — | 3T-5859 | 250-0487{32} |
| Celica | | | | | | |
| 2005-00 L4 1.8L | 35 | 310 | | — | 250-0487 | — |
| 1999-92 L4 2.2L Canada or Optional US | 24F | 585 | | — | 3T-5858 | 250-0486 |
| 1999-92 L4 2.2L US | 35 | 360 | | — | 3T-5859 | 250-0489 |
| 1997-94 L4 1.8L | 35 | 360 | | — | 3T-5859 | 250-0489 |
| 1993-92 L4 1.6L Canada or Optional US | 24F | 585 | | — | 3T-5858 | 250-0486 |
| 1993-92 L4 1.6L US | 35 | 360 | | — | 3T-5859 | 250-0489 |
| 1993-92 L4 2.0L | 35 | 360 | | — | 3T-5859 | 250-0489 |
| 1992 L4 2.2L | 35 | 360 | | — | 3T-5859 | 250-0489 |
| 1991-90 L4 1.6L | 35 | 360 | | — | 3T-5859 | 250-0489 |
| 1991-90 L4 2.0L | 35 | 360 | | — | 250-0487 | — |
| 1991-90 L4 2.2L | 35 | 350 | | — | 3T-5859 | 250-0489 |
| Corolla | | | | | | |
| 2010-09 L4 1.8L Eng code 2AZFE | 24F | 575 | | — | 3T-5858 | 250-0487 |
| 2010-09 L4 1.8L Eng code 2ZRFE | 35 | 550 | | — | 250-0487 | — |
| 2010-09 L4 2.4L Eng code 2AZFE | 24F | 575 | | — | 3T-5858 | 250-0487 |
| 2010-09 L4 2.4L Eng code 2ZRFE | 35 | 550 | | — | 250-0487 | — |
| 2008 L4 1.8L | 35 | 420 | | — | 250-0487 | — |
| 2007-06 L4 1.8L | 35 | 420 | | — | 3T-5859 | 250-0489 |
| 2005-04 L4 1.8L | 35 | 310 | | — | 3T-5859 | 250-0489 |
| 2003-98 L4 1.8L | 35 | 360 | | — | 3T-5859 | 250-0489 |

Passenger Cars

TOYOTA



IMPORTANT NOTE: BATTERIES CAN EXPLODE! Always wear safety glasses AND shield eyes when working around batteries. Always check for proper polarity and sufficient terminal clearance BEFORE final installation to avoid dangerous sparks, potential explosion, possible severe personal injury and/or expensive electrical system and/or vehicle/equipment damage or fire.

| MAKE EQUIPMENT TYPE YEAR / MODEL | O.E. BCI NO. | CCA @ 0° F | Notes | PREMIUM HIGH OUTPUT | GENERAL SERVICE | |
|--|--------------------|------------------|-------|---------------------------|-----------------|--------------|
| | | | | | (U.S. Only) | |
| TOYOTA (Continued) | | | | | | |
| Corolla (Continued) | | | | | | |
| 1997-95 L4 1.8L | 35 | 420 | | — | 3T-5859 | 250-0489 |
| 1997-94 L4 1.6L | 35 | 310 | | — | 3T-5859 | 250-0489 |
| 1996 L4 1.6L Optional | 21R | 360 | | — | 250-0489{32} | 250-0487{32} |
| 1994-90 L4 1.6L Optional | 21R | 310 | | — | 250-0489{32} | 250-0487{32} |
| 1994 L4 1.8L | 21R | 310 | | — | 250-0489{32} | 250-0487{32} |
| 1993-90 L4 1.6L | 35 | 360 | | — | 3T-5859 | 250-0489 |
| 1993 L4 1.8L Optional | 35 | 360 | | — | 3T-5859 | 250-0489 |
| Cressida | | | | | | |
| 1992-90 L6 3.0L | 27F | 450 | | — | 8C-3602 | 3T-5858 |
| Echo | | | | | | |
| 2005-03 L4 1.5L | 21 | 420 | | — | 8C-3600 | 250-0489{32} |
| 2002-00 L4 1.5L Canada or Optional US | 25 | 420 | | — | 8C-3600 | 250-0489 |
| 2002-00 L4 1.5L US | 21 | 310 | | — | 8C-3600 | 250-0489{32} |
| FJ Cruiser | | | | | | |
| 2010-07 V6 4.0L | 27F | 710 | | — | 8C-3602 | — |
| Highlander | | | | | | |
| 2010-09 L4 2.7L | 24F | 585 | | — | 3T-5858 | 250-0487 |
| 2010-08 V6 3.5L | 24F | 585 | | — | 3T-5858 | 250-0487 |
| 2010 V6 3.3L Hybrid 51R | 51R | 585 | | — | — | — |
| 2009 V6 3.3L Hybrid 51R | 435 | | | — | 250-0487{26} | — |
| 2008 V6 3.3L | 51R | 585 | | — | — | — |
| 2007-06 V6 3.3L Exc. Hybrid | 24F | 585 | | — | 3T-5858 | 250-0487 |
| 2007-06 V6 3.3L Hybrid 51R | 585 | | | — | — | — |
| 2007-01 L4 2.4L | 24F | 585 | | — | 3T-5858 | 250-0487 |
| 2005-04 V6 3.3L | 24F | 585 | | — | 3T-5858 | 250-0487 |
| 2003-01 V6 3.0L | 24F | 585 | | — | 3T-5858 | 250-0487 |
| Land Cruiser | | | | | | |
| 2010-08 V8 5.7L | 27F | 710 | | — | 8C-3602 | — |
| 2007-01 V8 4.7L | 27F | 710 | | — | 8C-3602 | — |
| 2000-98 V8 4.7L | 24F | 575 | | — | 3T-5858 | 250-0489 |
| 1997-93 L6 4.5L Canada or Optional US | 27F | 625 | | — | 8C-3602 | 3T-5858 |
| 1997-93 L6 4.5L US | 24F | 450 | | — | 3T-5858 | 250-0489 |
| 1992-90 L6 4.0L | 27 | 450 | {2} | 153-5656 | 8C-3601 | 8C-3600 |
| MR2 | | | | | | |
| 1995-93 L4 2.0L Optional | 24F | 490 | | — | 3T-5858 | 250-0487 |
| 1995-91 L4 2.0L | 35 | 350 | | — | 250-0487 | — |
| 1995-91 L4 2.2L | 35 | 350 | | — | 250-0487 | — |
| MR2 - Spyder | | | | | | |
| 2005-00 L4 1.8L | 51R | 435 | | — | 250-0487{26} | — |
| Matrix | | | | | | |
| 2010-09 L4 1.8L Eng code 2AZFE | 24F | 575 | | — | 3T-5858 | 250-0487 |
| 2010-09 L4 1.8L Eng code 2ZRFE | 35 | 550 | | — | 250-0487 | — |
| 2010-09 L4 2.4L Eng code 2AZFE | 24F | 575 | | — | 3T-5858 | 250-0487 |
| 2010-09 L4 2.4L Eng code 2ZRFE | 35 | 550 | | — | 250-0487 | — |
| 2008-03 L4 1.8L | 35 | 500 | | — | 250-0487 | — |

| MAKE EQUIPMENT TYPE YEAR / MODEL | O.E. BCI NO. | CCA @ 0° F | Notes | PREMIUM HIGH OUTPUT | GENERAL SERVICE | |
|--|--------------------|------------------|-------|---------------------------|-----------------|--------------|
| | | | | | (U.S. Only) | |
| TOYOTA (Continued) | | | | | | |
| Paseo | | | | | | |
| 1999-98 L4 1.5L | 25 | 550 | | — | 8C-3600 | 250-0489 |
| 1997-92 L4 1.5L US | 21 | 310 | | — | 8C-3600 | 250-0489{32} |
| 1997 L4 1.5L Canada or Optional US | 25 | 360 | | — | 8C-3600 | 250-0489 |
| 1996-93 L4 1.5L Canada or Optional US | 25 | 410 | | — | 8C-3600 | 250-0489 |
| 1992 L4 1.5L Canada or Optional US | 25 | 350 | | — | 8C-3600 | 250-0489 |
| Pickup | | | | | | |
| 1995-91 L4 2.4L Canada or Optional US | 24 | 585 | | 153-5656 | 3T-5857 | 250-0486 |
| 1995-91 L4 2.4L US | 25 | 360 | | — | 8C-3600 | 250-0489 |
| 1995-90 V6 3.0L Canada or Optional US | 24 | 585 | | 153-5656 | 3T-5857 | 250-0486 |
| 1995-90 V6 3.0L US | 25 | 360 | | — | 8C-3600 | 250-0489 |
| 1993 L4 2.4L | 25 | 360 | | — | 8C-3600 | 250-0489 |
| 1990 L4 2.4L | 25 | 350 | | — | 8C-3600 | 250-0489 |
| Previa | | | | | | |
| 1997-91 L4 2.4L Canada or Optional US | 24F | 585 | {6} | — | 3T-5858 | 250-0486 |
| 1997-91 L4 2.4L US | 35 | 360 | {6} | — | 3T-5859 | 250-0489 |
| Prius | | | | | | |
| 2010 L4 1.8L | NA | NA | | — | — | — |
| 2009-04 L4 1.5L Exc Smart Key | S34B20R | 270 | | — | — | — |
| 2009-04 L4 1.5L w/Smart Key | S46B24R | 270 | | — | — | — |
| 2003-01 L4 1.5L | S34B20L | 270 | | — | — | — |
| Rav4 | | | | | | |
| 2010-09 L4 2.5L | 24F | 585 | | — | 3T-5858 | 250-0486 |
| 2010-06 V6 3.5L | 24F | 585 | | — | 3T-5858 | 250-0486 |
| 2008-07 L4 2.4L | 35 | 420 | | — | 250-0487 | — |
| 2006-04 L4 2.4L | 24F | 585 | | — | 3T-5858 | 250-0486 |
| 2003-01 L4 2.0L | 35 | 420 | | — | 250-0487 | — |
| 2003-98 Electric | NA | NA | | — | — | — |
| 2000-96 L4 2.0L | 35 | 360 | | — | 250-0487 | — |
| Sequoia | | | | | | |
| 2010-08 V8 5.7L | 27F | 710 | | — | 8C-3602 | — |
| 2010 V8 4.6L | 27F | 710 | | — | 8C-3602 | — |
| 2009-04 V8 4.7L | 27F | 710 | | — | 8C-3602 | — |
| 2003-02 V8 4.7L Optional | 27F | 710 | | — | 8C-3602 | — |
| 2003-01 V8 4.7L | 24F | 585 | | — | 3T-5858 | 250-0486 |
| 2001 V8 4.7L Optional | 27F | 650 | | — | 8C-3602 | 3T-5858 |
| Sienna | | | | | | |
| 2010-07 V6 3.5L | 24F | 585 | | — | 3T-5858 | 250-0487 |
| 2006-04 V6 3.3L | 24F | 585 | | — | 3T-5858 | 250-0487 |
| 2003-02 V6 3.0L | 35 | 360 | | — | 250-0487 | — |
| 2003-02 V6 3.0L Optional | 24F | 585 | | — | 3T-5858 | 250-0487 |
| 2001-98 V6 3.0L | 24F | 585 | | — | 3T-5858 | 250-0487 |
| Solara | | | | | | |
| 2008-06 L4 2.4L | 24F | 585 | | — | 3T-5858 | 250-0487 |
| 2008-04 V6 3.3L | 24F | 585 | | — | 3T-5858 | 250-0487 |

{1} Battery gasses need to be vented to outside. {2} Check terminal post arrangement carefully! Could be top or side terminals.

{3} Deep cycle battery required. Watch polarity! {6} Installation may take over 30 mins. {7} Difficult battery installation. May take 45 minutes or more.

{24} OEM Used various size batteries in production. Check original battery for size and correct fit.

{26} Replacement battery is wider than OE. Hold-down and/or tray replacement may be necessary.

{32} Replacement battery is longer than OE. Hold-down and/or tray replacement may be necessary.

{44} Battery located under hood, under the fuse box. Power steering reservoir must be moved. Installation may take 45 minutes or more.

{121} Best Performance Estimate.

Passenger Cars

TOYOTA – VOLKSWAGEN

IMPORTANT NOTE: BATTERIES CAN EXPLODE! Always wear safety glasses AND shield eyes when working around batteries. Always check for proper polarity and sufficient terminal clearance BEFORE final installation to avoid dangerous sparks, potential explosion, possible severe personal injury and/or expensive electrical system and/or vehicle/equipment damage or fire.

| MAKE EQUIPMENT TYPE YEAR / MODEL | O.E. BCI NO. | CCA @ ° F | Notes | PREMIUM HIGH OUTPUT | GENERAL SERVICE | |
|--|--------------------|-----------------|-------|---------------------------|-----------------|--------------|
| | | | | | (U.S. Only) | |
| TOYOTA (Continued) | | | | | | |
| Solara (Continued) | | | | | | |
| 2005-02 L4 2.4L Canada or Optional US | 24F | 585 | | — | 3T-5858 | 250-0487 |
| 2005-02 L4 2.4L US | 35 | 360 | | — | 250-0487 | — |
| 2003-99 V6 3.0L Canada or Optional US | 24F | 585 | | — | 3T-5858 | 250-0487 |
| 2003-99 V6 3.0L US | 35 | 360 | | — | 250-0487 | — |
| 2001-99 L4 2.2L Canada or Optional US | 24F | 585 | | — | 3T-5858 | 250-0487 |
| 2001-99 L4 2.2L US | 35 | 360 | | — | 250-0487 | — |
| Supra | | | | | | |
| 1998-93 L6 3.0L | 24F | 585 | | — | 3T-5858 | 250-0487 |
| 1992-90 L6 3.0L | 27F | 450 | | — | 8C-3602 | 3T-5858 |
| T100 | | | | | | |
| 1998-95 V6 3.4L | 24F | 585 | | — | 3T-5858 | 250-0486 |
| 1998-94 L4 2.7L | 24F | 585 | | — | 3T-5858 | 250-0486 |
| 1994-93 V6 3.0L | 25 | 360 | | — | 8C-3600 | 250-0489 |
| Tacoma | | | | | | |
| 2010-05 L4 2.7L | 24F | 585 | | — | 3T-5858 | 250-0486 |
| 2010 V6 4.0L | 27F | 710 | | — | 8C-3602 | — |
| 2009-05 V6 4.0L | 24F | 585 | | — | 3T-5858 | 250-0486 |
| 2006 V6 4.0L Cold Climate, w/Tow Pkg | 27F | 710 | | — | 8C-3602 | — |
| 2004-95 L4 2.4L Canada or Optional US | 24F | 585 | | — | 3T-5858 | 250-0486 |
| 2004-95 L4 2.4L US | 35 | 360 | | — | 3T-5859 | 250-0489 |
| 2004-95 L4 2.7L Canada or Optional US | 24F | 585 | | — | 3T-5858 | 250-0486 |
| 2004-95 L4 2.7L US | 35 | 360 | | — | 3T-5859 | 250-0489 |
| 2004 V6 3.4L | 24F | 585 | | — | 3T-5858 | 250-0486 |
| 2003-95 V6 3.4L Canada or Optional US | 24F | 585 | | — | 3T-5858 | 250-0486 |
| 2003-95 V6 3.4L US | 35 | 360 | | — | 3T-5859 | 250-0489 |
| Tercel | | | | | | |
| 1999 L4 1.5L | 21 | 310 | | — | 8C-3600 | 250-0489(32) |
| 1998-91 L4 1.5L Canada or Optional US | 25 | 360 | | — | 8C-3600 | 250-0489 |
| 1998-91 L4 1.5L US | 21 | 310 | | — | 8C-3600 | 250-0489(32) |
| 1990 L4 1.5L | 35 | 350 | | — | 3T-5859 | 250-0489 |
| Tundra | | | | | | |
| 2010-07 V8 5.7L Cold Climate | 27F | 710 | | — | 8C-3602 | — |
| 2010-07 V8 5.7L Ex. Cold Climate | 24F | 585 | | — | 3T-5858 | 250-0487 |
| 2010 V6 4.0L Cold Climate | 27F | 710 | | — | 8C-3602 | — |
| 2010 V6 4.0L Ex. Cold Climate | 24F | 585 | | — | 3T-5858 | 250-0487 |
| 2010 V8 4.6L Cold Climate | 27F | 710 | | — | 8C-3602 | — |
| 2010 V8 4.6L Ex. Cold Climate | 24F | 585 | | — | 3T-5858 | 250-0487 |
| 2009-00 V8 4.7L Cold Climate | 27F | 710 | | — | 8C-3602 | — |
| 2009-00 V8 4.7L Ex. Cold Climate | 24F | 585 | | — | 3T-5858 | 250-0487 |
| 2009 V6 4.0L | 24F | 585 | | — | 3T-5858 | 250-0487 |
| 2009 V6 4.0L Optional | 27F | 710 | | — | 8C-3602 | — |
| 2008-06 V6 4.0L Cold Climate | 27F | 710 | | — | 8C-3602 | — |

| MAKE EQUIPMENT TYPE YEAR / MODEL | O.E. BCI NO. | CCA @ ° F | Notes | PREMIUM HIGH OUTPUT | GENERAL SERVICE | |
|--|--------------------|-----------------|----------|---------------------------|-----------------|----------|
| | | | | | (U.S. Only) | |
| TOYOTA (Continued) | | | | | | |
| Tundra (Continued) | | | | | | |
| 2008-06 V6 4.0L Ex. Cold Climate | 24F | 585 | | — | 3T-5858 | 250-0487 |
| 2005 V6 4.0L | 24F | 585 | | — | 3T-5858 | 250-0487 |
| 2004-02 V6 3.4L Optional | 24F | 585 | | — | 3T-5858 | 250-0487 |
| 2004-00 V6 3.4L w/AT | 24F | 585 | | — | 3T-5858 | 250-0487 |
| 2004-00 V6 3.4L w/MT | 35 | 360 | | — | 250-0487 | — |
| Venza | | | | | | |
| 2010 L4 2.7L | 24F | 575 | | — | 3T-5858 | 250-0486 |
| 2010 V6 3.5L | 24F | 575 | | — | 3T-5858 | 250-0486 |
| 2009 L4 2.7L | 24F | 585 | | — | 3T-5858 | 250-0486 |
| 2009 V6 3.5L | 24F | 585 | | — | 3T-5858 | 250-0486 |
| Yaris | | | | | | |
| 2010-06 L4 1.5L | 35 | 390 | | — | 250-0487 | — |
| VOLKSWAGEN | | | | | | |
| Beetle - Type 1 | | | | | | |
| 2010-09 L5 2.5L | 48 | 540 | {24,212} | — | 307-0751 | — |
| 2008-06 L5 2.5L | 47 | 480 | | — | — | — |
| 2006-05 L4 1.9L | 47 | 480 | | — | — | — |
| 2005-03 L4 2.0L ex. Turbo | 47 | 480 | {7,44} | — | — | — |
| 2005 L4 1.8L | 47 | 480 | | — | — | — |
| 2004-03 L4 1.8L Turbo | 48 | 640 | {44} | — | 307-0751 | — |
| 2004-98 L4 1.9L Diesel, Turbo | 48 | 640 | {44} | — | 307-0751 | — |
| 2002-00 L4 1.8L | 47 | 480 | {44} | — | — | — |
| 2002-98 L4 2.0L | 47 | 480 | {44} | — | — | — |
| 1999 L4 1.8L | 48 | 640 | {44} | — | 307-0751 | — |
| CC | | | | | | |
| 2010-09 L4 2.0L | 47 | 480 | | — | — | — |
| 2010-09 V6 3.6L | 48 | 640 | {24,212} | — | 307-0751 | — |
| Cabrio | | | | | | |
| 2002-00 L4 2.0L | 47 | 575 | | — | — | — |
| 1999-98 L4 2.0L | 97R | 575 | | — | — | — |
| 1997-95 L4 2.0L | 42 | 460 | | — | 250-0490 | — |
| Cabriole | | | | | | |
| 1993-90 L4 1.8L | 41 | 500 | | — | 8C-3605 | 250-0490 |
| Corrado | | | | | | |
| 1995-92 V6 2.8L | 42 | 460 | | — | 250-0490 | — |
| 1992-90 L4 1.8L | 42 | 460 | | — | 250-0490 | — |
| Eos | | | | | | |
| 2010-07 L4 2.0L | 47 | 480 | {24} | — | — | — |
| 2010 L4 2.0L Optional | 48 | 640 | {24,212} | — | 307-0751 | — |
| 2008-07 V6 3.2L | 48 | 540 | {24} | — | 307-0751 | — |
| 2008 V6 3.2L | 48 | 540 | {24,212} | — | 307-0751 | — |
| Eurovan | | | | | | |
| 2003-00 V6 2.8L Auxiliary | 27 | 570 | {3} | — | — | — |
| 2003-00 V6 2.8L ex. Auxiliary | 97R | 575 | {1} | — | — | — |
| 1999 V6 2.8L ex. Auxiliary | 42 | 460 | | — | 250-0490 | — |
| 1997-93 L5 2.4L | 42 | 460 | | — | 250-0490 | — |
| 1997 V6 2.8L | 42 | 460 | | — | 250-0490 | — |
| 1996 L5 2.5L | 97R | 575 | {1} | — | — | — |
| 1995-92 L5 2.5L | 42 | 460 | | — | 250-0490 | — |
| Fox | | | | | | |
| 1993 L4 1.8L | 42 | 450 | | — | 250-0490 | — |
| 1992-90 L4 1.8L | 41 | 500 | | — | 8C-3605 | 250-0490 |

Passenger Cars

VOLKSWAGEN



IMPORTANT NOTE: BATTERIES CAN EXPLODE! Always wear safety glasses AND shield eyes when working around batteries. Always check for proper polarity and sufficient terminal clearance BEFORE final installation to avoid dangerous sparks, potential explosion, possible severe personal injury and/or expensive electrical system and/or vehicle/equipment damage or fire.

| MAKE EQUIPMENT TYPE YEAR / MODEL | O.E. BCI NO. | CCA @ ° F | Notes | PREMIUM HIGH OUTPUT | GENERAL SERVICE | |
|--|--------------------|-----------------|----------|---------------------------|-----------------|----------|
| | | | | | (U.S. Only) | |
| VOLKSWAGEN (Continued) | | | | | | |
| GTI | | | | | | |
| 2010-09 L4 2.0L | 48 | 570 | {24,212} | — | 307-0751 | — |
| 2008-06 L4 2.0L | 47 | 570 | | — | — | — |
| Golf | | | | | | |
| 2010 L4 2.0L | 47 | 480 | {24} | — | — | — |
| 2010 L4 2.0L Optional | 48 | 640 | {24,212} | — | 307-0751 | — |
| 2010 L5 2.5L | 47 | 480 | {24} | — | — | — |
| 2010 L5 2.5L Optional | 48 | 640 | {24,212} | — | 307-0751 | — |
| 2006-00 L4 2.0L | 47 | 570 | {24,43} | — | — | — |
| 2006 L4 1.8L | 47 | 480 | {24,43} | — | — | — |
| 2006 L4 1.9L Diesel | 48 | 570 | {24,43} | — | 307-0751 | — |
| 2005-04 L4 1.9L Turbo, Diesel | 94R | 640 | {24,43} | — | — | — |
| 2005-03 V6 2.8L | 94R | 700 | {24,43} | — | — | — |
| 2005 L4 1.8L | 47 | 570 | {24,43} | — | — | — |
| 2004-00 L4 1.8L | 47 | 575 | {24,43} | — | — | — |
| 2004 V6 3.2L | NA | NA | | — | — | — |
| 2003 L4 1.9L | 47 | 480 | {24,43} | — | — | — |
| 2002-01 L4 1.9L | 47 | 575 | {24,43} | — | — | — |
| 2002-00 V6 2.8L | 47 | 575 | {24,43} | — | — | — |
| 2000 L4 1.9L Diesel | 94R | 620 | {24,43} | — | — | — |
| 1999-98 L4 2.0L | 97R | 575 | {24,43} | — | — | — |
| 1999-98 V6 2.8L | 97R | 575 | {24,43} | — | — | — |
| 1999 L4 1.9L Diesel | 98R | 620 | {24,43} | — | — | — |
| 1998 L4 1.8L | 97R | 575 | | — | — | — |
| 1998 L4 1.9L | 97R | 575 | | — | — | — |
| 1997 L4 1.8L | 42 | 460 | {24,43} | — | 250-0490 | — |
| 1997 L4 1.9L Diesel | 98R | 620 | | — | — | — |
| 1997 L4 2.0L | 42 | 460 | | — | 250-0490 | — |
| 1997 V6 2.8L | 42 | 460 | | — | 250-0490 | — |
| 1996-95 L4 1.9L Diesel | 41 | 650 | | — | 8C-3605 | — |
| 1996-95 V6 2.8L | 41 | 575 | | — | 8C-3605 | — |
| 1996-90 L4 1.8L | 41 | 575 | | — | 8C-3605 | — |
| 1996-90 L4 2.0L | 41 | 575 | | — | 8C-3605 | — |
| 1994 L4 1.9L | 41 | 575 | | — | 8C-3605 | — |
| 1993 L4 1.9L Diesel | 41 | 650 | | — | 8C-3605 | — |
| 1992-90 L4 1.6L Diesel | 41 | 500 | | — | 8C-3605 | 250-0490 |
| Golf City | | | | | | |
| 2010 L4 2.0L Diesel | 47 | 480 | | — | — | — |
| 2009-07 L4 2.0L | NA | NA | | — | — | — |
| Jetta | | | | | | |
| 2010-05 L5 2.5L | 48 | 570 | {24,212} | — | 307-0751 | — |
| 2010 L4 2.0L | 48 | 570 | {24,212} | — | 307-0751 | — |
| 2010 L4 2.0L Diesel | 48 | 570 | {24,212} | — | 307-0751 | — |
| 2009-00 L4 2.0L | 47 | 575 | {24,43} | — | — | — |
| 2006 L4 1.9L Diesel | 48 | 570 | {24,43} | — | 307-0751 | — |
| 2005-03 L4 1.8L Turbo | 48 | 570 | {24,43} | — | 307-0751 | — |
| 2005-03 L4 1.9L Turbo, Diesel | 94R | 640 | {24,43} | — | 307-0751 | — |
| 2004-03 V6 2.8L | 94R | 640 | {24,43} | — | 307-0751 | — |
| 2002-00 L4 1.8L | 47 | 575 | {24,43} | — | — | — |
| 2002-00 L4 1.9L Diesel | 94R | 620 | {24,43} | — | 307-0751 | — |
| 2002-00 V6 2.8L | 47 | 575 | {24,43} | — | — | — |
| 1999-98 L4 2.0L | 97R | 575 | {24,43} | — | — | — |
| 1999-98 V6 2.8L | 97R | 575 | {43} | — | — | — |
| 1999 L4 1.9L Diesel | 97R | 575 | {43} | — | — | — |
| 1998 L4 1.9L | 97R | 575 | {43} | — | — | — |
| Jetta (Continued) | | | | | | |
| 1997 L4 1.9L Diesel | 98R | 620 | {43} | — | — | — |
| 1997 L4 2.0L | 42 | 460 | | — | 250-0490 | — |
| 1997 V6 2.8L | 42 | 460 | | — | 250-0490 | — |
| 1996-94 V6 2.8L | 41 | 575 | | — | 8C-3605 | — |
| 1996-93 L4 1.9L Diesel | 41 | 650 | | — | 8C-3605 | — |
| 1996-90 L4 2.0L | 41 | 575 | | — | 8C-3605 | — |
| 1996 L4 1.9L Diesel | 41 | 575 | | — | 8C-3605 | — |
| 1995-90 L4 1.8L | 41 | 575 | | — | 8C-3605 | — |
| 1992-90 L4 1.6L Diesel | 41 | 650 | | — | 8C-3605 | — |
| 1992 L4 1.6L | 41 | 575 | | — | 8C-3605 | — |
| Jetta City | | | | | | |
| 2009 L4 2.0L | 48 | 570 | {24,212} | — | 307-0751 | — |
| 2008 L4 2.0L | 48 | 540 | {24,212} | — | 307-0751 | — |
| 2007 L4 2.0L | 48 | 570 | {24,212} | — | 307-0751 | — |
| Passat | | | | | | |
| 2010-09 L4 2.0L | 47 | 480 | {24,212} | — | — | — |
| 2010 L4 2.0L Optional | 48 | 640 | {24,212} | — | 307-0751 | — |
| 2008 L4 2.0L ex. 4 Motion | 48 | 570 | {24} | — | 307-0751 | — |
| 2008 V6 3.6L ex. 4 Motion | 49 | 740 | {24,43} | — | 307-0751{32} | — |
| 2007-06 L4 2.0L | 47 | 480 | {24,212} | — | — | — |
| 2007-06 V6 3.6L | 48 | 640 | {24,43} | — | 307-0751 | — |
| 2005-98 L4 1.8L | 48 | 570 | {24,43} | — | 307-0751 | — |
| 2005 L4 2.0L | 94R | 640 | {24,43} | — | — | — |
| 2005 V6 2.8L | 49 | 740 | {24,43} | — | 307-0751{32} | — |
| 2004-03 W8 4.0L | 94R | 640 | {24,43} | — | — | — |
| 2004 L4 2.0L | 47 | 570 | {24} | — | — | — |
| 2004 V6 2.8L ex. 4 Motion | 48 | 570 | {24,43} | — | 307-0751 | — |
| 2003-02 V6 2.8L | 94R | 640 | {24,43} | — | — | — |
| 2002 W8 4.0L ex. 4 Motion | 48 | 570 | {24,43} | — | 307-0751 | — |
| 2001 V6 2.8L 4 Motion | 48 | 570 | {24,43} | — | 307-0751 | — |
| 2000 V6 2.8L ex. 4 Motion | 48 | 570 | {24,43} | — | 307-0751 | — |
| 1999-98 V6 2.8L | 48 | 570 | {24,43} | — | 307-0751 | — |
| 1997-93 V6 2.8L | 42 | 460 | | — | 250-0490 | — |
| 1997 L4 1.9L Diesel | 98R | 650 | | — | — | — |
| 1996-90 L4 2.0L | 42 | 460 | | — | 250-0490 | — |
| 1996 L4 1.9L | 41 | 650 | | — | 8C-3605 | — |
| 1996 L4 1.9L Diesel | 41 | 460 | | — | 8C-3605 | 250-0490 |
| 1995 L4 1.9L | NA | NA | | — | — | — |
| 1994-93 L4 1.9L | 42 | 460 | | — | 250-0490 | — |
| 1994-91 L4 1.8L | 42 | 460 | | — | 250-0490 | — |
| Passat CC | | | | | | |
| 2010-09 L4 2.0L | 47 | 480 | {24,212} | — | — | — |
| 2010-09 V6 3.6L | 48 | 640 | {24,212} | — | 307-0751 | — |
| Phaeton | | | | | | |
| 2006-04 V8 4.2L | 49 | 740 | {1} | — | 307-0751{32} | — |
| 2006-04 W12 6.0L | 49 | 740 | {1} | — | 307-0751{32} | — |
| R32 | | | | | | |
| 2008 V6 3.2L | 94R | 640 | {24,43} | — | — | — |
| Rabbit | | | | | | |
| 2009-06 L5 2.5L | 48 | 570 | {24} | — | 307-0751 | — |

{1} Battery gasses need to be vented to outside. {6} Installation may take over 30 mins.

{24} OEM Used various size batteries in production. Check original battery for size and correct fit.

{32} Replacement battery is longer than OE. Hold-down and/or tray replacement may be necessary. {43} Battery located under hood, under the fuse box.

{46} Battery located in trunk. Spare tire may have to be removed. {212} Best Performance Estimate.

Passenger Cars

VOLKSWAGEN – VOLVO

IMPORTANT NOTE: BATTERIES CAN EXPLODE! Always wear safety glasses AND shield eyes when working around batteries. Always check for proper polarity and sufficient terminal clearance BEFORE final installation to avoid dangerous sparks, potential explosion, possible severe personal injury and/or expensive electrical system and/or vehicle/equipment damage or fire.

| MAKE EQUIPMENT TYPE YEAR / MODEL | O.E. BCI NO. | CCA @ ° F | Notes | PREMIUM HIGH OUTPUT | GENERAL SERVICE | |
|--|--------------------|-----------------|----------|---------------------------|-----------------|----------|
| | | | | | (U.S. Only) | |
| VOLKSWAGEN (Continued) | | | | | | |
| Routan | | | | | | |
| 2010-09 V6 3.8L | 34 | 600 | | — | 250-0486 | 127-0826 |
| 2010-09 V6 4.0L | 34 | 600 | | — | 250-0486 | 127-0826 |
| Tiguan | | | | | | |
| 2010-09 L4 2.0L | | | | | | |
| Optional | 48 | 640 | {24,212} | — | 307-0751 | — |
| 2010 L4 2.0L | 47 | 480 | {24} | — | — | — |
| 2009 L4 2.0L | 47 | 480 | | — | — | — |
| Touareg | | | | | | |
| 2010-09 V6 3.0L | 94R | 790 | {1} | — | — | — |
| 2010-08 V6 3.6L | 94R | 790 | {1} | — | — | — |
| 2010 V8 4.2L | 93 | 740 | {1,212} | — | — | — |
| 2009-08 V8 4.2L | 93 | 790 | {1} | — | — | — |
| 2008-06 V10 5.0L | 93 | 740 | {1} | — | — | — |
| 2007-06 V8 4.2L | 93 | 740 | {1} | — | — | — |
| 2007 V6 3.6L | 94R | 640 | {1} | — | 307-0751 | — |
| 2006-04 V6 3.2L | 94R | 640 | {1} | — | 307-0751 | — |
| 2006 V6 3.6L | 94R | 790 | {1} | — | — | — |
| 2005-04 V8 4.2L | 49 | 740 | {1} | — | 307-0751{32} | — |
| 2005 V10 5.0L Diesel | 49 | 850 | {1,212} | — | 307-0751{32} | — |
| 2004 V10 4.9L | NA | NA | | — | — | — |
| Transporter - Type 2 | | | | | | |
| 1993-92 L5 2.5L | 41 | 435 | | — | 8C-3605 | 250-0490 |
| 1991-90 H4 2.1L | 41 | 435 | | — | 8C-3605 | 250-0490 |
| Vanagon | | | | | | |
| 1991-90 H4 2.1L Gas | 41 | 500 | | — | 8C-3605 | 250-0490 |
| VOLVO | | | | | | |
| 240 | | | | | | |
| 1993-90 L4 2.3L | 47 | 500 | | — | — | — |
| 740, 745 | | | | | | |
| 1992-90 L4 2.3L | 47 | 450 | | — | — | — |
| 760 | | | | | | |
| 1990 L4 2.3L | 47 | 450 | | — | — | — |
| 1990 V6 2.8L | 48 | 500 | | — | 307-0751 | — |
| 780 | | | | | | |
| 1991 L4 2.3L | 47 | 450 | | — | — | — |
| 1990 L4 2.3L | 48 | 500 | | — | 307-0751 | — |
| 1990 V6 2.8L | 48 | 500 | | — | 307-0751 | — |
| 850, 940 | | | | | | |
| 1997-94 L5 2.3L | 47 | 520 | | — | — | — |
| 1997-93 L5 2.4L | 47 | 520 | | — | — | — |
| 1995-91 L4 2.3L | 47 | 520 | | — | — | — |
| 960 | | | | | | |
| 1997-92 L6 2.9L | 48 | 600 | | — | 307-0751 | — |
| C30 | | | | | | |
| 2010-08 L5 2.4L | 91 | 590 | {1} | — | — | — |
| 2010-08 L5 2.4L | | | | | | |
| Optional | 94R | 700 | {1} | — | — | — |
| 2010-08 L5 2.5L | 91 | 590 | {1} | — | — | — |
| 2010-08 L5 2.5L | | | | | | |
| Optional | 94R | 700 | {1} | — | — | — |
| C70 | | | | | | |
| 2010-06 L5 2.5L | 91 | 590 | {1} | — | — | — |
| 2010-06 L5 2.5L | | | | | | |
| Optional | 94R | 700 | {1} | — | — | — |
| 2004 L5 2.3L w/AT | 48 | 600 | {1,6,46} | — | 307-0751 | — |
| 2004 L5 2.3L w/MT | 48 | 600 | {1,6,46} | — | 307-0751 | — |
| 2004 L5 2.4L Turbo | 48 | 600 | {1,6,46} | — | 307-0751 | — |
| 2003-01 L5 2.3L | 48 | 600 | {1,6,46} | — | 307-0751 | — |
| 2003-01 L5 2.4L | 48 | 600 | {1,6,46} | — | 307-0751 | — |
| 2000 L5 2.3L Conv | 48 | 600 | | — | 307-0751 | — |

| MAKE EQUIPMENT TYPE YEAR / MODEL | O.E. BCI NO. | CCA @ ° F | Notes | PREMIUM HIGH OUTPUT | GENERAL SERVICE | |
|--|--------------------|-----------------|----------|---------------------------|-----------------|---|
| | | | | | (U.S. Only) | |
| VOLVO (Continued) | | | | | | |
| C70 (Continued) | | | | | | |
| 2000 L5 2.3L | | | | | | |
| Optional | 47 | 520 | | — | — | — |
| 2000 L5 2.3L ex. | | | | | | |
| Conv | 47 | 420 | | — | — | — |
| 2000 L5 2.4L Conv | 48 | 600 | | — | 307-0751 | — |
| 2000 L5 2.4L | | | | | | |
| Optional | 47 | 520 | | — | — | — |
| 2000 L5 2.4L ex. | | | | | | |
| Conv | 47 | 420 | | — | — | — |
| 1999-98 L5 2.3L | 47 | 520 | | — | — | — |
| 1999-98 L5 2.4L | 47 | 520 | | — | — | — |
| S40 | | | | | | |
| 2010-06 L5 2.4L w/Premium | | | | | | |
| Audio | 94R | 700 | {1} | — | — | — |
| 2010-04 L5 2.5L w/Premium | | | | | | |
| Audio | 94R | 700 | {1} | — | — | — |
| 2010 L5 2.4L | 91 | 590 | {1,6,46} | — | — | — |
| 2010 L5 2.5L | 91 | 590 | {1,6,46} | — | — | — |
| 2009-06 L5 2.4L | 91 | 590 | | — | — | — |
| 2009-05 L5 2.5L | 91 | 590 | | — | — | — |
| 2005-04 L5 2.4L | 48 | 600 | | — | 307-0751 | — |
| 2004 L4 1.9L Early | | | | | | |
| Model | 48 | 600 | | — | 307-0751 | — |
| 2004 L4 1.9L Late | | | | | | |
| Model | 91 | 590 | | — | — | — |
| 2004 L4 1.9L w/Premium | | | | | | |
| Audio | 94R | 700 | {1} | — | — | — |
| 2004 L5 2.5L Early | | | | | | |
| Model | 48 | 600 | | — | 307-0751 | — |
| 2004 L5 2.5L Late | | | | | | |
| Model | 91 | 590 | | — | — | — |
| 2003-00 L4 1.9L | 48 | 600 | | — | 307-0751 | — |
| S60 | | | | | | |
| 2009-03 L5 2.5L | 48 | 600 | {1,6,46} | — | 307-0751 | — |
| 2009-03 L5 2.5L | | | | | | |
| Optional | 49 | 800 | {1,6,46} | — | 307-0751{32} | — |
| 2009-01 L5 2.4L | 48 | 600 | {1,6,46} | — | 307-0751 | — |
| 2009-01 L5 2.4L | | | | | | |
| Optional | 49 | 800 | {1,6,46} | — | 307-0751{32} | — |
| 2004-01 L5 2.3L Optional | | | | | | |
| Turbo | 49 | 800 | {1,6,46} | — | 307-0751{32} | — |
| 2004-01 L5 2.3L Turbo | 48 | 600 | {1,6,46} | — | 307-0751 | — |
| S70 | | | | | | |
| 2000-98 L5 2.4L | 47 | 520 | | — | — | — |
| 2000 L5 2.3L | 48 | 600 | | — | 307-0751 | — |
| 1999-98 L5 2.3L | 47 | 520 | | — | — | — |
| 1999 L5 2.3L From Chassis | | | | | | |
| #491304 | 48 | 600 | | — | 307-0751 | — |
| 1999 L5 2.4L From Chassis | | | | | | |
| #491304 | 48 | 600 | | — | 307-0751 | — |
| S80, S90 | | | | | | |
| 2010-08 L6 3.0L w/Premium | | | | | | |
| Audio | 92 | 700 | {1} | — | — | — |
| 2010-08 L6 3.0L w/o Premium | | | | | | |
| Audio | 48 | 600 | {1} | — | 307-0751 | — |
| 2010-07 L6 3.2L w/Premium | | | | | | |
| Audio | 92 | 700 | {1} | — | — | — |
| 2010-07 L6 3.2L w/o Premium | | | | | | |
| Audio | 48 | 600 | {1} | — | 307-0751 | — |
| 2010 V8 4.4L w/Premium | | | | | | |
| Audio | 92 | 700 | {1} | — | — | — |

Passenger Cars

VOLVO – YUGO



IMPORTANT NOTE: BATTERIES CAN EXPLODE! Always wear safety glasses AND shield eyes when working around batteries. Always check for proper polarity and sufficient terminal clearance BEFORE final installation to avoid dangerous sparks, potential explosion, possible severe personal injury and/or expensive electrical system and/or vehicle/equipment damage or fire.

| MAKE EQUIPMENT TYPE YEAR / MODEL | O.E. BCI NO. | CCA @ 0° F | Notes | PREMIUM HIGH OUTPUT | GENERAL SERVICE | | MAKE EQUIPMENT TYPE YEAR / MODEL | O.E. BCI NO. | CCA @ 0° F | Notes | PREMIUM HIGH OUTPUT | GENERAL SERVICE | |
|--|---------------------------|------------------|-------|---------------------------|-----------------|--------------|--|--------------------|------------------|----------|---------------------------|-----------------|--------------|
| | | | | | (U.S. Only) | | | | | | | (U.S. Only) | |
| VOLVO (Continued) | | | | | | | VOLVO (Continued) | | | | | | |
| S80, S90 (Continued) | | | | | | | XC60 | | | | | | |
| 2010 | V8 4.4L w/o Premium Audio | 48 | 600 | {1} | — | 307-0751 | — | — | — | {1} | — | — | — |
| 2009-07 | V8 4.4L Optional | 92 | 700 | {1} | — | — | — | — | — | {1} | — | 307-0751 | — |
| 2009-07 | V8 4.4L Optional | 93 | 800 | {1} | — | — | — | — | — | {1} | — | — | — |
| 2006-04 | L5 2.5L | 48 | 600 | {1,6,46} | — | 307-0751 | — | — | — | {1} | — | — | — |
| 2006-04 | L5 2.5L Optional | 49 | 800 | {1,6,46} | — | 307-0751{32} | — | — | — | {1} | — | 307-0751 | — |
| 2005-99 | L6 2.9L | 48 | 600 | {1,6,46} | — | 307-0751 | — | — | — | {1} | — | — | — |
| 2005-99 | L6 2.9L Optional | 49 | 800 | {1,6,46} | — | 307-0751{32} | — | — | — | {1} | — | — | — |
| 2001-99 | L6 2.8L | 48 | 600 | {1,6,46} | — | 307-0751 | — | — | — | {1} | — | 307-0751 | — |
| 2001-99 | L6 2.8L Optional | 49 | 800 | {1,6,46} | — | 307-0751{32} | — | — | — | {1} | — | — | — |
| 1998-97 | L6 2.9L | 48 | 600 | {1,46} | — | 307-0751 | — | — | — | {1} | — | — | — |
| V40, V70, V90 | | | | | | | XC70 | | | | | | |
| 2010-08 | L6 3.2L w/Premium Audio | 92 | 700 | {1} | — | — | — | — | — | {1} | — | — | — |
| 2010-08 | L6 3.2L w/o Premium Audio | 48 | 600 | {1} | — | 307-0751 | — | — | — | {1} | — | 307-0751 | — |
| 2007 | L5 2.4L | 47 | 520 | | — | — | — | — | — | | — | — | — |
| 2007 | L5 2.4L Optional | 48 | 600 | | — | 307-0751 | — | — | — | | — | — | — |
| 2007 | L5 2.4L Optional | 49 | 800 | | — | 307-0751{32} | — | — | — | | — | — | — |
| 2007 | L5 2.5L | 47 | 520 | | — | — | — | — | — | | — | — | — |
| 2007 | L5 2.5L Optional | 48 | 600 | | — | 307-0751 | — | — | — | {1,6,46} | — | 307-0751 | — |
| 2007 | L5 2.5L Optional | 49 | 800 | | — | 307-0751{32} | — | — | — | {1,6,46} | — | 307-0751{32} | — |
| 2006-03 | L5 2.5L | 47 | 520 | {1,6,46} | — | — | — | — | — | | — | — | — |
| 2006-03 | L5 2.5L Optional | 48 | 600 | {1,6,46} | — | 307-0751 | — | — | — | | — | — | — |
| 2006-03 | L5 2.5L Optional | 49 | 800 | {1,6,46} | — | 307-0751{32} | — | — | — | | — | — | — |
| 2006-02 | L5 2.4L Optional | 49 | 800 | {1,6,46} | — | 307-0751{32} | — | — | — | | — | — | — |
| 2006-98 | L5 2.4L | 47 | 520 | {1,6,46} | — | — | — | — | — | | — | — | — |
| 2006-98 | L5 2.4L Optional | 48 | 600 | {1,6,46} | — | 307-0751 | — | — | — | | — | — | — |
| 2004-02 | L5 2.3L Optional | 49 | 800 | {1,6,46} | — | 307-0751{32} | — | — | — | | — | — | — |
| 2004-00 | L4 1.9L | 48 | 600 | | — | 307-0751 | — | — | — | | — | — | — |
| 2004-98 | L5 2.3L | 47 | 520 | {1,6,46} | — | — | — | — | — | | — | — | — |
| 2004-98 | L5 2.3L Optional | 48 | 600 | {1,6,46} | — | 307-0751 | — | — | — | | — | — | — |
| 1998-97 | L6 2.9L | 48 | 600 | | — | 307-0751 | — | — | — | | — | — | — |
| V50 | | | | | | | XC90 | | | | | | |
| 2010-09 | L5 2.4L | 91 | 590 | {1,6,46} | — | — | — | — | — | | — | — | — |
| 2010-06 | L5 2.5L w/Premium Audio | 94R | 700 | {1} | — | — | — | — | — | | — | — | — |
| 2010-05 | L5 2.4L w/Premium Audio | 94R | 700 | {1} | — | — | — | — | — | | — | — | — |
| 2010-05 | L5 2.5L | 91 | 590 | {1,6,46} | — | — | — | — | — | | — | — | — |
| 2008-05 | L5 2.4L | 91 | 590 | | — | — | — | — | — | | — | — | — |
| 2005 | L5 2.5L Optional | 48 | 600 | {1,6,46} | — | 307-0751 | — | — | — | | — | — | — |
| YUGO | | | | | | | XC90 | | | | | | |
| Cabrio | | | | | | | XC90 | | | | | | |
| 1992 | L4 1.3L | 26 | 370 | | — | — | — | — | — | | — | 8C-3600 | 250-0489{32} |
| 1991-90 | L4 1.3L | 42 | 370 | | — | — | — | — | — | | — | 250-0490 | — |
| GV, GVL, GVS, GVX, GVPis | | | | | | | XC90 | | | | | | |
| 1992-90 | L4 1.3L | 26 | 370 | | — | — | — | — | — | | — | 8C-3600 | 250-0489{32} |

{1} Battery gasses need to be vented to outside. {6} Installation may take over 30 mins.

{32} Replacement battery is longer than OE. Hold-down and/or tray replacement may be necessary.

{46} Battery located in trunk. Spare tire may have to be removed.

Lawn & Garden / Small Engine AGCO ALLIS – BOBCAT (BY TEXTRON)

IMPORTANT NOTE: BATTERIES CAN EXPLODE! Always wear safety glasses AND shield eyes when working around batteries. Always check for proper polarity and sufficient terminal clearance BEFORE final installation to avoid dangerous sparks, potential explosion, possible severe personal injury and/or expensive electrical system and/or vehicle/equipment damage or fire.

| MAKE / EQUIPMENT TYPE / MODEL | Notes | REPLACEMENT | |
|--|---------|--------------|----------|
| | | Option 1 | Option 2 |
| AGCO ALLIS | | | |
| Gear Garden Tractor | | | |
| 1716G | U1 200 | 8C-3636 | – |
| 512G, 514G, 515G | U1 200 | 8C-3636 | – |
| 516H, 516VH, 1615G | U1 200 | 8C-3636 | – |
| Gear Lawn Tractors | | | |
| 1615G, 512G, 514G, 516G | U1 200 | 8C-3636 | – |
| 409G, 411G, 412G, 414G | U1 200 | 8C-3636 | – |
| 512H | U1 200 | 8C-3636 | – |
| 515G, 515H, 517H, 516VH | U1 200 | 8C-3636 | – |
| Lawn & Garden Tractors/Mowers | | | |
| 2027H, 2027LC (2009-06) | 51 500 | 250-0488{26} | – |
| 5020H, 5022H, 5024H (2009-06) | U1 200 | 8C-3636 | – |
| 514H, 516H (2005-98) | U1 200 | 8C-3636 | – |
| 918H (2005-98) | 26R 390 | 250-0489{32} | – |
| 1920H, 918H, 918PS | 26R 390 | 250-0489{32} | – |
| 2020H, 2023H, 2025H | 51 450 | 250-0488{26} | – |
| 2020LC, 2024H | 51 450 | 250-0488{26} | – |
| 412H, 413H, 414H, 416H | U1 200 | 8C-3636 | – |
| 515H, 517H | U1 200 | 8C-3636 | – |
| 918PS | 26R 390 | 250-0489{32} | – |
| Zero-Turn Riding Mowers | | | |
| ZT14H, ZT16H, ZT18H, ZT1638 | U1 235 | 8C-3636 | – |
| AIR ELECTRIC MACHINE CO. | | | |
| Lawn & Garden Tractors/Mowers | | | |
| DS-25, DS-30, 380 | U1 235 | 8C-3636 | – |
| ALLIS-CHALMERS MFG. CO. | | | |
| See Deutz | | | |
| AMF LAWN GARDEN DIV. | | | |
| See Dynamark | | | |
| ARIENS COMPANY | | | |
| See also Gravely | | | |
| Commercial Riding Mowers | | | |
| 914000 Series | U1 235 | 8C-3636 | – |
| Commercial | | | |
| 10, 12, 12G | 26R 540 | 250-0489{32} | – |
| 20G, 5260, 5645, 812, 816S | 26R 540 | 250-0489{32} | – |
| 818, Convertible Super | 26R 540 | 250-0489{32} | – |
| Professional | | | |
| 10, 100S, 12, 12G, 120S | 26R 540 | 250-0489{32} | – |
| 16, 16G, 18G, 20G, 24G, 8 | 26R 540 | 250-0489{32} | – |
| Pro Master 300 Series | U1 235 | 8C-3636 | – |
| Pro Master 30H | 26R 540 | 250-0489{32} | – |
| EZ Rider | | | |
| EZR 1440, EZR 1540 | U1 235 | 8C-3636 | – |
| EZR 1542, EZR 1842, EZR 2048, EZR 2050 | U1 235 | 8C-3636 | – |
| EZR 1640, EZR 1648, EZR 1742, EZR1842 | U1 235 | 8C-3636 | – |
| Imperial Models | | | |
| 12972, 12982, 12984 | U1 195 | 8C-3636 | – |
| 13948, 13967, 13990 | U1 195 | 8C-3636 | – |
| Lawn & Garden Tractors/Mowers | | | |
| Zoom 1634 (2007) | U1 235 | 8C-3636 | – |
| Zoom 1840 (2007) | U1 235 | 8C-3636 | – |
| Zoom 2350 (2007) | U1 235 | 8C-3636 | – |
| 1542 (2005-01) | U1 235 | 8C-3636 | – |
| 1742 (2005-00) | U1 235 | 8C-3636 | – |
| 2048 (2005-00) | U1 235 | 8C-3636 | – |
| 2200 | U1 235 | 8C-3636 | – |

| MAKE / EQUIPMENT TYPE / MODEL | Notes | REPLACEMENT | |
|--|--------|-------------|--------------|
| | | Option 1 | Option 2 |
| ARIENS COMPANY (Continued) | | | |
| Lawn & Garden Tractors/Mowers (Continued) | | | |
| 2248, 2548, 1340 | U1 260 | 8C-3636 | – |
| GT-736E | U1 235 | 8C-3636 | – |
| GT-836 | U1 235 | 8C-3636 | – |
| YT10, YT11 | U1 260 | 8C-3636 | – |
| Other | | | |
| IHDE-130 | U1 235 | 8C-3636 | – |
| IHSE-126 | U1 235 | 8C-3636 | – |
| IHSE-408 | U1 235 | 8C-3636 | – |
| RHE-126 | U1 235 | 8C-3636 | – |
| Rear Engine Riding Mowers | | | |
| 10528 Hydro (2006) | U1 235 | 8C-3636 | – |
| 1232 Hydro (2004) | U1 235 | 8C-3636 | – |
| 1232 Hydro/ST1336 (2003-02) | U1 235 | 8C-3636 | – |
| 1028, 1330, 1332 | U1 260 | 8C-3636 | – |
| 12900 Series | U1 235 | 8C-3636 | – |
| 14532 hydro, 10528 hydro | U1 260 | 8C-3636 | – |
| RER 1028 hydro, RER 1232 hydro | U1 235 | 8C-3636 | – |
| RER 1440 hydro | U1 235 | 8C-3636 | – |
| Sierra Models | | | |
| Rear Engine | | | |
| 1340G, 1440G, 1340H, 1440H | U1 260 | 8C-3636 | – |
| 1450H, 1540H, 1548H | U1 260 | 8C-3636 | – |
| 1640H, 1648H, 1848H | U1 260 | 8C-3636 | – |
| High Sierra 1640H | U1 235 | 8C-3636 | – |
| High Sierra 1848 H | U1 260 | 8C-3636 | – |
| Snowblower | | | |
| Sno-Thro ST-1336 | U1 260 | 8C-3636 | – |
| Zoom 2050, Zoom 2250 | U1 260 | 8C-3636 | – |
| Zero-Turn Mowers | | | |
| 1840 (2010-05) | U1 235 | 8C-3636 | – |
| 2044 (2010-05) | U1 235 | 8C-3636 | – |
| 2044XL (2010-05) | U1 235 | 8C-3636 | – |
| 2348 (2010-05) | U1 235 | 8C-3636 | – |
| 2348XL (2010-05) | U1 235 | 8C-3636 | – |
| Zoom 1534 (2010-05) | U1 235 | 8C-3636 | – |
| 2552 (2010-03) | U1 235 | 8C-3636 | – |
| 1944 (2005-03) | U1 235 | 8C-3636 | – |
| 2148 (2005-03) | U1 235 | 8C-3636 | – |
| 2352 (2005-03) | U1 235 | 8C-3636 | – |
| 1232 (2004-03) | U1 235 | 8C-3636 | – |
| Sport Zoom 1232 | U1 235 | 8C-3636 | – |
| Z2252, Z252 XL | U1 260 | 8C-3636 | – |
| Zoom 1440, Zoom 1540, Zoom 1640 | U1 260 | 8C-3636 | – |
| Zoom 1844, Zoom 2048 | U1 260 | 8C-3636 | – |
| Zoom 2252XL | U1 235 | 8C-3636 | – |
| Zoom Z2252 | U1 235 | 8C-3636 | – |
| ATLAS TOOL & MFG. CO. | | | |
| Lawn & Garden Equipment | | | |
| ER3000, ER7130, ET2650 | U1 195 | 8C-3636 | – |
| BOBCAT (BY TEXTRON) | | | |
| Walk-Behind Mowers | | | |
| BZT3310 | 26 440 | 8C-3600 | 250-0489{32} |
| Electric Start | U1 260 | 8C-3636 | – |
| Zero-Turn Mowers | | | |
| 220ES, ZT-125 | U1 260 | 8C-3636 | – |
| ZT-219, ZT-223, ZT-225 | U1 260 | {17} | 8C-3636 |
| ZT-220 - Diesel | 26 440 | 8C-3600 | 250-0489{32} |

{17} Watch polarity and clearance! Vehicle could have reverse terminal battery.
 {26} Replacement battery is wider than OE. Hold-down and/or tray replacement may be necessary.
 {32} Replacement battery is longer than OE. Hold-down and/or tray replacement may be necessary.

Lawn & Garden / Small Engine

BOBCAT (BY TEXTRON) — CUB CADET



IMPORTANT NOTE: BATTERIES CAN EXPLODE! Always wear safety glasses AND shield eyes when working around batteries. Always check for proper polarity and sufficient terminal clearance BEFORE final installation to avoid dangerous sparks, potential explosion, possible severe personal injury and/or expensive electrical system and/or vehicle/equipment damage or fire.

L & G / Small Engine

| MAKE / EQUIPMENT TYPE / MODEL | Notes | REPLACEMENT | |
|---|---------|--------------|--------------|
| | | Option 1 | Option 2 |
| BOBCAT (BY TEXTRON) (Continued) | | | |
| Zero-Turn Riding Mowers | | | |
| LEO (17, 18, 25Hp) | U1 260 | 8C-3636 | — |
| BOLENS | | | |
| (FMC Corporation) | | | |
| Lawn & Garden Tractors/Mowers | | | |
| Diesel Models | | | |
| All others | 45 470 | 250-0488{26} | — |
| G2702 - Diesel | 24 550 | 153-5656 | 8C-3600 |
| G2704 - Diesel | 24 550 | 153-5656 | 8C-3600 |
| Gas Models | | | |
| 13000 Series (1997-91) | U1 300 | 8C-3636 | — |
| 1000 Series (1997-88) | U1 300 | 8C-3636 | — |
| 1400 Series (1997-88) | U1 300 | 8C-3636 | — |
| 3000 Series (1997-83) | 22F 425 | 3T-5859 | 250-0489 |
| 13000 Series (1988-83) | 26R 540 | 250-0489{32} | — |
| 5100 Series (1988-83) | 26R 540 | 250-0489{32} | — |
| 1400 Series (1988-76) | 22F 425 | 3T-5859 | 250-0489 |
| 1600 Series (1988-76) | 26R 235 | 250-0489{32} | — |
| 1000 Series (1979-76) | 22F 425 | 3T-5859 | 250-0489 |
| 2000 Hydro Series | 26R 540 | 250-0489{32} | — |
| HT23 | 26R 450 | 250-0489{32} | — |
| Husky 2027, Husky 2133 | U1 280 | 8C-3636 | — |
| Husky Hydro Series | 26R 235 | 250-0489{32} | — |
| BRANSON TRACTORS | | | |
| 2810, 3510, 3520, 4020, 4520 | 29H 750 | 8C-3627 | — |
| BUNTON COMPANY | | | |
| 32-10BBS, 36H-10BBS, 36-10BBS | U1 260 | 8C-3636 | — |
| 52H-10BBS, 52-10BBS | U1 260 | 8C-3636 | — |
| BG-61, BRC-61, B-52, B-61R, B-61T | U1 260 | 8C-3636 | — |
| Estate Pro | U1 260 | 8C-3636 | — |
| Mid-Size Walk-Behind | | | |
| BHT/BHC 36", BHT/BHC 48", BHT/BHC 52", BHT/BHC 61" | U1 260 | 8C-3636 | — |
| Walk-Behind Mowers | | | |
| 36", 48", 54", 61" | U1 260 | 8C-3636 | — |
| All (14, 15, 17, 20, 21 Hp) | U1 260 | 8C-3636 | — |
| Zero-Turn Riding Mowers | | | |
| BBMC 50C, BBMC 60C | U1 260 | 8C-3636 | — |
| BBMH/BBM 50C | U1 260 | 8C-3636 | — |
| BBMH/BBM 60C | U1 260 | 8C-3636 | — |
| BZT-2190 | U1 260 | 8C-3636 | — |
| BZT-2200 - Diesel | 26 440 | 8C-3600 | 250-0489{32} |
| BZT-2200 - Gas | U1 260 | 8C-3636 | — |
| BZT-2230, BZT-2230 LC | U1 260 | 8C-3636 | — |
| BZT-3310 | 26 440 | 8C-3600 | 250-0489{32} |
| BZT/BZTC 48, BZT/BZTC 52, BZT/BZTC 61, BZT/BZTC 72 | U1 260 | 8C-3636 | — |
| BZT2180 ES | U1 260 | 8C-3636 | — |
| Twister Rider 31 HP | 26R 540 | 250-0489{32} | — |
| CASE INTERNATIONAL | | | |
| Formerly J.I. Case Company | | | |
| Compact Tractors | | | |
| 110 (1985-83) | U1 195 | 8C-3636 | — |
| 224, 226, 442 (1985-83) | U1 195 | 8C-3636 | — |
| 644, 646, 648 (1985-83) | U1 195 | 8C-3636 | — |

| MAKE / EQUIPMENT TYPE / MODEL | Notes | REPLACEMENT | |
|--|----------|--------------|--------------|
| | | Option 1 | Option 2 |
| CASE INTERNATIONAL (Continued) | | | |
| Compact Tractors (Continued) | | | |
| 80, 80XC, 107, 108 (1985-83) | U1 195 | 8C-3636 | — |
| 108XC, 110XC, 116XC | U1 195 | 8C-3636 | — |
| 117, 118 | U1 195 | 8C-3636 | — |
| 210, 220, 222 | U1 195 | 8C-3636 | — |
| 444, 446, 448 | U1 195 | 8C-3636 | — |
| CASTEC | | | |
| Commercial Riding Mowers | | | |
| 326D & 424D | 26 450 | 8C-3600 | 250-0489{32} |
| COLUMBIA | | | |
| (MTD, Inc.) | | | |
| 387, 397, 455, 485, 495 | U1 260 | 8C-3636 | — |
| 497, 525, 667, 760 | U1 260 | 8C-3636 | — |
| 960, 990 | 22NF 340 | 250-0487{26} | — |
| COMMERCIAL CLIPPER | | | |
| 1810, 2010 | U1 195 | 8C-3636 | — |
| COUNTRY CLIPPER | | | |
| Zetron Boss Series | | | |
| 2707 KOJ, 2707 KOT | U1 260 | 8C-3636 | — |
| Zetron Brats (Sit Down-Front Mower) | | | |
| 1706 KAJ, 1706 KAT | U1 260 | 8C-3636 | — |
| 1906 KAJ, 1906 KAT | U1 260 | 8C-3636 | — |
| Zetron Series | | | |
| 2505 KAJ, 2505KAT | U1 260 | 8C-3636 | — |
| 2505 KOJ, 2505KOT, 2605 KOJ, 2605KOT | U1 260 | 8C-3636 | — |
| CRAFTSMAN | | | |
| See SEARS Craftsman | | | |
| CUB CADET | | | |
| Lawn & Garden Tractors/Mowers | | | |
| GT1554 (2010) | U1 245 | 8C-3636 | — |
| GT2542 (2010) | U1 245 | 8C-3636 | — |
| GT2544 (2010) | U1 245 | 8C-3636 | — |
| GT2550 (2010) | U1 245 | 8C-3636 | — |
| GT2554 (2010) | U1 245 | 8C-3636 | — |
| GT3100 (2010) | 51 435 | 250-0488{26} | — |
| GT3200 (2010) | 51 435 | 250-0488{26} | — |
| LT1040 (2010) | U1 245 | 8C-3636 | — |
| LT1042 (2010) | U1 245 | 8C-3636 | — |
| LT1045 (2010) | U1 245 | 8C-3636 | — |
| LT1046 (2010) | U1 245 | 8C-3636 | — |
| LT1050 (2010) | U1 245 | 8C-3636 | — |
| SLT1550 (2010) | U1 245 | 8C-3636 | — |
| SLT1554 (2010) | U1 245 | 8C-3636 | — |
| GT1554 (2009) | U1 245 | 8C-3636 | — |
| GT2542 (2009) | U1 245 | 8C-3636 | — |
| GT2544 (2009) | U1 245 | 8C-3636 | — |
| GT2550 (2009) | U1 245 | 8C-3636 | — |
| GT2554 (2009) | U1 245 | 8C-3636 | — |
| GT3100 (2009) | 51 435 | 250-0488{26} | — |
| GT3200 (2009) | 51 435 | 250-0488{26} | — |
| LT1040 (2009) | U1 245 | 8C-3636 | — |
| LT1042 (2009) | U1 245 | 8C-3636 | — |
| LT1045 (2009) | U1 245 | 8C-3636 | — |
| LT1046 (2009) | U1 245 | 8C-3636 | — |
| LT1050 (2009) | U1 245 | 8C-3636 | — |

{26} Replacement battery is wider than OE. Hold-down and/or tray replacement may be necessary.
 {32} Replacement battery is longer than OE. Hold-down and/or tray replacement may be necessary.

Lawn & Garden / Small Engine CUB CADET

IMPORTANT NOTE: BATTERIES CAN EXPLODE! Always wear safety glasses AND shield eyes when working around batteries. Always check for proper polarity and sufficient terminal clearance BEFORE final installation to avoid dangerous sparks, potential explosion, possible severe personal injury and/or expensive electrical system and/or vehicle/equipment damage or fire.

| MAKE / EQUIPMENT TYPE / MODEL | Notes | REPLACEMENT | |
|--|--------|--------------|----------|
| | | Option 1 | Option 2 |
| CUB CADET (Continued) | | | |
| Lawn & Garden Tractors/Mowers (Continued) | | | |
| SLT1550 (2009) | U1 245 | 8C-3636 | — |
| SLT1554 (2009) | U1 245 | 8C-3636 | — |
| GT1554 (2008) | U1 245 | 8C-3636 | — |
| GT2542 (2008) | U1 245 | 8C-3636 | — |
| GT2544 (2008) | U1 245 | 8C-3636 | — |
| GT2550 (2008) | U1 245 | 8C-3636 | — |
| GT2554 (2008) | U1 245 | 8C-3636 | — |
| GT3100 (2008) | 51 435 | 250-0488{26} | — |
| GT3200 (2008) | 51 435 | 250-0488{26} | — |
| LT1040 (2008) | U1 245 | 8C-3636 | — |
| LT1042 (2008) | U1 245 | 8C-3636 | — |
| LT1045 (2008) | U1 245 | 8C-3636 | — |
| LT1046 (2008) | U1 245 | 8C-3636 | — |
| LT1050 (2008) | U1 245 | 8C-3636 | — |
| SLT1550 (2008) | U1 245 | 8C-3636 | — |
| SLT1554 (2008) | U1 245 | 8C-3636 | — |
| GT1554 (2007) | U1 245 | 8C-3636 | — |
| GT2542 (2007) | U1 245 | 8C-3636 | — |
| GT2544 (2007) | U1 245 | 8C-3636 | — |
| GT2550 (2007) | U1 245 | 8C-3636 | — |
| GT2554 (2007) | U1 245 | 8C-3636 | — |
| GT3100 (2007) | 51 435 | 250-0488{26} | — |
| GT3200 (2007) | 51 435 | 250-0488{26} | — |
| LT1040 (2007) | U1 245 | 8C-3636 | — |
| LT1042 (2007) | U1 245 | 8C-3636 | — |
| LT1045 (2007) | U1 245 | 8C-3636 | — |
| LT1046 (2007) | U1 245 | 8C-3636 | — |
| LT1050 (2007) | U1 245 | 8C-3636 | — |
| SLT1550 (2007) | U1 245 | 8C-3636 | — |
| SLT1554 (2007) | U1 245 | 8C-3636 | — |
| GT1554 (2006) | U1 245 | 8C-3636 | — |
| GT2542 (2006) | U1 245 | 8C-3636 | — |
| GT2544 (2006) | U1 245 | 8C-3636 | — |
| GT2550 (2006) | U1 245 | 8C-3636 | — |
| GT2554 (2006) | U1 245 | 8C-3636 | — |
| GT3100 (2006) | 51 435 | 250-0488{26} | — |
| GT3200 (2006) | 51 435 | 250-0488{26} | — |
| LT1040 (2006) | U1 245 | 8C-3636 | — |
| LT1042 (2006) | U1 245 | 8C-3636 | — |
| LT1045 (2006) | U1 245 | 8C-3636 | — |
| LT1046 (2006) | U1 245 | 8C-3636 | — |
| LT1050 (2006) | U1 245 | 8C-3636 | — |
| SLT1550 (2006) | U1 245 | 8C-3636 | — |
| SLT1554 (2006) | U1 245 | 8C-3636 | — |
| GT1554 (2005) | U1 245 | 8C-3636 | — |
| GT2542 (2005) | U1 245 | 8C-3636 | — |
| GT2544 (2005) | U1 245 | 8C-3636 | — |
| GT2550 (2005) | U1 245 | 8C-3636 | — |
| GT2554 (2005) | U1 245 | 8C-3636 | — |
| GT3100 (2005) | 51 435 | 250-0488{26} | — |
| GT3200 (2005) | 51 435 | 250-0488{26} | — |
| LT1040 (2005) | U1 245 | 8C-3636 | — |
| LT1042 (2005) | U1 245 | 8C-3636 | — |
| LT1045 (2005) | U1 245 | 8C-3636 | — |
| LT1046 (2005) | U1 245 | 8C-3636 | — |
| LT1050 (2005) | U1 245 | 8C-3636 | — |
| SLT1550 (2005) | U1 245 | 8C-3636 | — |
| SLT1554 (2005) | U1 245 | 8C-3636 | — |
| 3648 (2004-01) | U1 260 | 8C-3636 | — |
| 3240 (2004) | 51 450 | 250-0488{26} | — |

| MAKE / EQUIPMENT TYPE / MODEL | Notes | REPLACEMENT | |
|--|---------|--------------|----------|
| | | Option 1 | Option 2 |
| CUB CADET (Continued) | | | |
| Lawn & Garden Tractors/Mowers (Continued) | | | |
| 3240 (2003) | 51 450 | 250-0488{26} | — |
| 3240 (2002) | 51 450 | 250-0488{26} | — |
| 3240 (2001) | 51 450 | 250-0488{26} | — |
| 1027, 1170, 1180, 1212 | U1 235 | 8C-3636 | — |
| 1250 | U1 235 | 8C-3636 | — |
| 1440, 1641, 1782, 1863 | 22F 425 | 3T-5859 | 250-0489 |
| 1450 | U1 235 | 8C-3636 | — |
| 1512 - w/serial # 724,525 to 799,999 | U1 235 | 8C-3636 | — |
| 1512 - w/serial # 800,00 and up | 22F 500 | 250-0489 | — |
| 1515 | U1 235 | 8C-3636 | — |
| 1515, 1517 | U1 235 | 8C-3636 | — |
| 1517 | U1 235 | 8C-3636 | — |
| 1572 - w/serial # 724,525 to 799,999 | U1 235 | 8C-3636 | — |
| 1572 - w/serial # 800,00 and up | 22F 500 | 250-0489 | — |
| 1650 | U1 235 | 8C-3636 | — |
| 1772 - w/serial # 724,525 to 799,999 | U1 235 | 8C-3636 | — |
| 1772 - w/serial # 800,00 and up | 22F 500 | 250-0489 | — |
| 182 - w/serial # 100,000 and up | U1 235 | 8C-3636 | — |
| 182, 282, 382, 382H w/ serial # 00,0001 to 70,000 | U1 195 | 8C-3636 | — |
| 182, 282, 382, 382H, 583 w/serial # 100,000 and up | U1 235 | 8C-3636 | — |
| 1864, 2182, 2284 | 22F 425 | 3T-5859 | 250-0489 |
| 2146, 2166, 2176 | U1 235 | 8C-3636 | — |
| 2186, 2206, 2518 | U1 235 | 8C-3636 | — |
| 2518 | U1 235 | 8C-3636 | — |
| 2523 | U1 235 | 8C-3636 | — |
| | U1 235 | 8C-3636 | — |
| 282 - w/serial # 100,000 and up | U1 235 | 8C-3636 | — |
| 3184, 3206, 3208, 3235 | 51 450 | 250-0488{26} | — |
| 364 | U1 235 | 8C-3636 | — |
| 364, 365, 365L | U1 235 | 8C-3636 | — |
| 365 | U1 235 | 8C-3636 | — |
| 382 - w/serial # 100,000 and up | U1 235 | 8C-3636 | — |
| 4204 | 51 450 | 250-0488{26} | — |
| 482 | U1 235 | 8C-3636 | — |
| 502 | U1 235 | 8C-3636 | — |
| 5234D | 26R 500 | 250-0489{32} | — |
| 5252, 5254, 5234 D | 26R 500 | 250-0489{32} | — |
| 55, 60, 75, 80, 81, 85 | U1 195 | 8C-3636 | — |
| 583 - w/serial # 100,000 and up | U1 235 | 8C-3636 | — |
| 602 | U1 235 | 8C-3636 | — |
| 602, 702, 799, 999, 982 | U1 235 | 8C-3636 | — |
| 610 | 26R 500 | 250-0489{32} | — |
| 610, 8354 SS | 26R 500 | 250-0489{32} | — |
| 7000, 7200, 7205, 7265, 7300 | 26R 500 | 250-0489{32} | — |
| 702 | U1 235 | 8C-3636 | — |
| 7192, 7194, 7195, 7232 | 26R 500 | 250-0489{32} | — |
| 7234, 7235, 7273 | 26R 500 | 250-0489{32} | — |
| 7252 | 26R 500 | 250-0489{32} | — |
| 7252, 7264 | 26R 500 | 250-0489{32} | — |
| 7254, 7525 | 26R 500 | 250-0489{32} | — |
| 7305, 7360 SS, 7260 | 26R 500 | 250-0489{32} | — |
| 76, 111 | U2 160 | 8C-3636 | — |

L & G / Small Engine

Lawn & Garden / Small Engine

CUB CADET – DEUTZ



IMPORTANT NOTE: BATTERIES CAN EXPLODE! Always wear safety glasses AND shield eyes when working around batteries. Always check for proper polarity and sufficient terminal clearance BEFORE final installation to avoid dangerous sparks, potential explosion, possible severe personal injury and/or expensive electrical system and/or vehicle/equipment damage or fire.

L & G / Small Engine

| MAKE / EQUIPMENT TYPE / MODEL | Notes | REPLACEMENT | |
|--|---------|--------------|----------|
| | | Option 1 | Option 2 |
| CUB CADET (Continued) | | | |
| Lawn & Garden Tractors/Mowers (Continued) | | | |
| 7800, 8354SS | 26R 500 | 250-0489{32} | — |
| 85 Special, 86, 87 | U1 195 | 8C-3636 | — |
| 882 - w/serial # 724,525 to 799,999 | U1 235 | 8C-3636 | — |
| 882 - w/serial # 800,00 and up | 22F 500 | 250-0489 | — |
| 882, 1512, 1572, 1772 | | | |
| w/serial # 724,525 to 799,999 | U1 235 | 8C-3636 | — |
| 882, 1512, 1572, 1772 | | | |
| w/serial # 800,00 and up | 22F 500 | 250-0489 | — |
| 982 | U1 235 | 8C-3636 | — |
| All other Diesel Models | 22F 500 | 250-0489 | — |
| GT 2523 | U1 260 | 8C-3636 | — |
| GT 3235 | 51 450 | 250-0488{26} | — |
| LT 1024 | U1 260 | 8C-3636 | — |
| LT 2180 | U1 260 | 8C-3636 | — |
| Sit Down Under Seat Mowers | | | |
| All | U1 260 | 8C-3636 | — |
| Walk Behind Rotary Mowers | | | |
| 5521 (2004-00) | 26R 500 | 250-0489{32} | — |
| Zero-Turn Mowers | | | |
| ENFORCER 44 (2010) | U1 245 | 8C-3636 | — |
| ENFORCER 48 (2010) | U1 245 | 8C-3636 | — |
| ENFORCER 54 (2010) | U1 245 | 8C-3636 | — |
| M48-KW TANK (2010) | U1 245 | 8C-3636 | — |
| M50-KHS TANK (2010) | U1 245 | 8C-3636 | — |
| M54-KW TANK (2010) | U1 245 | 8C-3636 | — |
| M60 TANK (2010) | U1 245 | 8C-3636 | — |
| M72 TANK (2010) | U1 245 | 8C-3636 | — |
| ENFORCER 44 (2009) | U1 245 | 8C-3636 | — |
| ENFORCER 48 (2009) | U1 245 | 8C-3636 | — |
| ENFORCER 54 (2009) | U1 245 | 8C-3636 | — |
| M48-KW TANK (2009) | U1 245 | 8C-3636 | — |
| M50-KHS TANK (2009) | U1 245 | 8C-3636 | — |
| M54-KW TANK (2009) | U1 245 | 8C-3636 | — |
| M60 TANK (2009) | U1 245 | 8C-3636 | — |
| M72 TANK (2009) | U1 245 | 8C-3636 | — |
| ENFORCER 44 (2008) | U1 245 | 8C-3636 | — |
| ENFORCER 48 (2008) | U1 245 | 8C-3636 | — |
| ENFORCER 54 (2008) | U1 245 | 8C-3636 | — |
| M48-KW TANK (2008) | U1 245 | 8C-3636 | — |
| M50-KHS TANK (2008) | U1 245 | 8C-3636 | — |
| M54-KW TANK (2008) | U1 245 | 8C-3636 | — |
| M60 TANK (2008) | U1 245 | 8C-3636 | — |
| M72 TANK (2008) | U1 245 | 8C-3636 | — |
| ENFORCER 44 (2007) | U1 245 | 8C-3636 | — |
| ENFORCER 48 (2007) | U1 245 | 8C-3636 | — |
| ENFORCER 54 (2007) | U1 245 | 8C-3636 | — |
| M48-KW TANK (2007) | U1 245 | 8C-3636 | — |
| M50-KHS TANK (2007) | U1 245 | 8C-3636 | — |
| M54-KW TANK (2007) | U1 245 | 8C-3636 | — |
| M60 TANK (2007) | U1 245 | 8C-3636 | — |
| M72 TANK (2007) | U1 245 | 8C-3636 | — |
| ENFORCER 44 (2006) | U1 245 | 8C-3636 | — |
| ENFORCER 48 (2006) | U1 245 | 8C-3636 | — |
| ENFORCER 54 (2006) | U1 245 | 8C-3636 | — |
| M48-KW TANK (2006) | U1 245 | 8C-3636 | — |
| M50-KHS TANK (2006) | U1 245 | 8C-3636 | — |
| M54-KW TANK (2006) | U1 245 | 8C-3636 | — |

| MAKE / EQUIPMENT TYPE / MODEL | Notes | REPLACEMENT | |
|--------------------------------------|----------|--------------|----------|
| | | Option 1 | Option 2 |
| CUB CADET (Continued) | | | |
| Zero-Turn Mowers (Continued) | | | |
| M60 TANK (2006) | U1 245 | 8C-3636 | — |
| M72 TANK (2006) | U1 245 | 8C-3636 | — |
| ENFORCER 44 (2005) | U1 245 | 8C-3636 | — |
| ENFORCER 48 (2005) | U1 245 | 8C-3636 | — |
| ENFORCER 54 (2005) | U1 245 | 8C-3636 | — |
| M48-KW TANK (2005) | U1 245 | 8C-3636 | — |
| M50-KHS TANK (2005) | U1 245 | 8C-3636 | — |
| M54-KW TANK (2005) | U1 245 | 8C-3636 | — |
| M60 TANK (2005) | U1 245 | 8C-3636 | — |
| M72 TANK (2005) | U1 245 | 8C-3636 | — |
| 3654 (2004) | 51 450 | 250-0488{26} | — |
| 3660 (2004) | 51 450 | 250-0488{26} | — |
| M48-KW TANK (2004) | U1 245 | 8C-3636 | — |
| M54-KH (2004) | U1 245 | 8C-3636 | — |
| M54-KW TANK (2004) | U1 245 | 8C-3636 | — |
| M60 TANK (2004) | U1 245 | 8C-3636 | — |
| 3654 (2003) | 51 450 | 250-0488{26} | — |
| 3660 (2003) | 51 450 | 250-0488{26} | — |
| M48-KW TANK (2003) | U1 245 | 8C-3636 | — |
| M54-KH (2003) | U1 245 | 8C-3636 | — |
| M54-KW TANK (2003) | U1 245 | 8C-3636 | — |
| M60 TANK (2003) | U1 245 | 8C-3636 | — |
| 3654 (2002) | 51 450 | 250-0488{26} | — |
| 3660 (2002) | 51 450 | 250-0488{26} | — |
| M48-KW TANK (2002) | U1 245 | 8C-3636 | — |
| M54-KH (2002) | U1 245 | 8C-3636 | — |
| M54-KW TANK (2002) | U1 245 | 8C-3636 | — |
| M60 TANK (2002) | U1 245 | 8C-3636 | — |
| 3654 (2001) | 51 450 | 250-0488{26} | — |
| 3660 (2001) | 51 450 | 250-0488{26} | — |
| M48-KW TANK (2001) | U1 245 | 8C-3636 | — |
| M54-KH (2001) | U1 245 | 8C-3636 | — |
| M54-KW TANK (2001) | U1 245 | 8C-3636 | — |
| M60 TANK (2001) | U1 245 | 8C-3636 | — |
| 3654 (2000) | 51 450 | 250-0488{26} | — |
| 3660 (2000) | 51 450 | 250-0488{26} | — |
| M48-KW TANK (2000) | U1 245 | 8C-3636 | — |
| M54-KH (2000) | U1 245 | 8C-3636 | — |
| M54-KW TANK (2000) | U1 245 | 8C-3636 | — |
| M60 TANK (2000) | U1 245 | 8C-3636 | — |
| 3654 (1999) | 51 450 | 250-0488{26} | — |
| 3660 (1999) | 51 450 | 250-0488{26} | — |
| CUSHMAN | | | |
| Utility Vehicles | | | |
| Front Line, Turf Truckster | 24 550 | 153-5656 | 8C-3600 |
| DEUTZ | | | |
| (Allis-Chalmers Mfg. Company) | | | |
| 1918, 1920 (1989) | 22F 425 | 3T-5859 | 250-0489 |
| 1036, 1814, 1816, 1817 | U1 195 | 8C-3636 | — |
| 1914, 1916 | 22F 425 | 3T-5859 | 250-0489 |
| 1920 Ex. 1989 model | 22NF 340 | 250-0487{26} | — |
| 200 series, 800 Series, | | | |
| 900 series | 26R 540 | 250-0489{32} | — |
| 5220, 5230 - Diesel | 27 655 | 153-5656 | 8C-3601 |
| 600 Series | U1 260 | 8C-3636 | — |
| 608 | U1 260 | 8C-3636 | — |

{17} Watch polarity and clearance! Vehicle could have reverse terminal battery.
 {26} Replacement battery is wider than OE. Hold-down and/or tray replacement may be necessary.
 {32} Replacement battery is longer than OE. Hold-down and/or tray replacement may be necessary.

Lawn & Garden / Small Engine DEUTZ — EXMARK

IMPORTANT NOTE: BATTERIES CAN EXPLODE! Always wear safety glasses AND shield eyes when working around batteries. Always check for proper polarity and sufficient terminal clearance BEFORE final installation to avoid dangerous sparks, potential explosion, possible severe personal injury and/or expensive electrical system and/or vehicle/equipment damage or fire.

| MAKE / EQUIPMENT TYPE / MODEL | Notes | REPLACEMENT | |
|--|-------------|--------------|--------------|
| | | Option 1 | Option 2 |
| DEUTZ (Continued) | | | |
| 611LTD, 611 Special, 612, 612LTD | U1 195 | 8C-3636 | — |
| 613, 616H, 616 Special, 830 Sprint | U1 195 | 8C-3636 | — |
| 700 Series Ex. 720 model | 26R 540 | 250-0489{32} | — |
| 716H, 912H, 914H, 916H | 22NF 340 | 250-0487{26} | — |
| 720 | 70 525 | 7X-6100{32} | 250-0489{32} |
| 917H, 919H, 920D, 1918, 1920 | 22NF 340 | 250-0487{26} | — |
| B-207, B-208, B-210, B-212 | 22NF 340 | 250-0487{26} | — |
| HB-212, 610, 710, 712H, 712S | 22NF 340 | 250-0487{26} | — |
| T811, T816, 608LTD, 611H | U1 195 | 8C-3636 | — |
| Lawn & Garden Equipment | | | |
| 1918 ex. 1989 model | 22NF 340 | 250-0487{26} | — |
| DEVERE-LOCKE | | | |
| EP | 22NF 165 | 250-0487{26} | — |
| DIXIE CHOPPER | | | |
| 5018, 5020, 5024, 6024 | U1 165 | 8C-3636 | — |
| Sit Down, Mid-Mount Mowers | | | |
| XWD-2600-60 | 51 450 | 250-0488{26} | — |
| XXXWD 5000, XFD-2600-60 | 51 450 | 250-0488{26} | — |
| DIXON | | | |
| Zero-Turn Riding Mowers | | | |
| BLACK BEAR 34 (2010-06) | U1 250 | 8C-3636 | — |
| BLACK BEAR 44 (2010-06) | U1 250 | 8C-3636 | — |
| Grizzly ZTR 30 (2010-05) | U1 250 | 8C-3636 | — |
| Grizzly ZTR 52 (2010-05) | U1 250 | 8C-3636 | — |
| Grizzly ZTR 60 (2010-05) | U1 250 | 8C-3636 | — |
| Grizzly ZTR 72 (2010-05) | U1 250 | 8C-3636 | — |
| Kodiak ZTR 50 (2010-05) | U1 250 | 8C-3636 | — |
| MOUNTAIN KODAK | | | |
| ZTR 50 (2010-05) | U1 250 | 8C-3636 | — |
| MOUNTAIN KODAK | | | |
| ZTR 60 (2010-05) | U1 250 | 8C-3636 | — |
| SILVERTIP ZTR 60 (2010-05) | U1 250 | 8C-3636 | — |
| SILVERTIP ZTR 72 (2010-05) | U1 250 | 8C-3636 | — |
| Ram 42 (2010-04) | U1 250 | 8C-3636 | — |
| Ram 44 (2010-04) | U1 250 | 8C-3636 | — |
| Speed ZTR 30 (2010-04) | U1 250 | 8C-3636 | — |
| Speed ZTR 38 (2010-04) | U1 250 | 8C-3636 | — |
| Speed ZTR 42 (2010-04) | U1 250 | 8C-3636 | — |
| Speed ZTR 44 (2010-04) | U1 250 | 8C-3636 | — |
| Speed ZTR 36 | U1 250 | 8C-3636 | — |
| DIXON INDUSTRIES | | | |
| Economy Tractor | | | |
| PK1212 | U1 250 | 8C-3636 | — |
| Lawn & Garden Tractors/Mowers | | | |
| 308, 424 | U1 250 | 8C-3636 | — |
| 425, 426 | U1 250 {17} | 8C-3636 | — |
| 4500 Series, Ram 50 | U1 250 | 8C-3636 | — |
| Speed ZTR Line | | | |
| 30, 36, 42, HL 30, HL 36 | U1 250 | 8C-3636 | — |
| Zeeter | | | |
| All | U1 250 | 8C-3636 | — |
| Zero-Turn Riding Mowers | | | |
| ZTR2700 | 70 250 | 7X-6100{32} | 250-0489{32} |
| ZTR8026D | 70 500 | 7X-6100{32} | 250-0489{32} |

| MAKE / EQUIPMENT TYPE / MODEL | Notes | REPLACEMENT | |
|--|----------|--------------|----------|
| | | Option 1 | Option 2 |
| DYNAMARK | | | |
| (AMF) | | | |
| Lawn & Garden Tractors/Mowers | | | |
| 11/30, 12.5/40, 14.5/40 | U1 230 | 8C-3636 | — |
| 1261, 1268, 1278, 1281, 1282 | U1 230 | 8C-3636 | — |
| 1284, 1288, 1291, 1292, 1294 | U1 230 | 8C-3636 | — |
| 18/43, 8 Hp Rider, 1200 Series | U1 230 | 8C-3636 | — |
| 3188, 3189, 3812, 3912, 3916 | U1 230 | 8C-3636 | — |
| 4012, 4518, 4618, 5180, 5181 | U1 230 | 8C-3636 | — |
| 5184, 5188, 5283, 5285, 5288 | U1 230 | 8C-3636 | — |
| 5289, 5293, 5296, 5297 | U1 230 | 8C-3636 | — |
| A3611, A3812, A3912, A3916 | U1 230 | 8C-3636 | — |
| A4012, A4518, A4618, 1260 | U1 230 | 8C-3636 | — |
| E.T. RUGG CO. | | | |
| 5049-E2, 5049-E4, 5069-E | U1 195 | 8C-3636 | — |
| 5088-E, 5089-E | U1 195 | 8C-3636 | — |
| ECONOMY TRACTOR | | | |
| See Engineering Products Company | | | |
| PK1212 | U1 260 | 8C-3636 | — |
| ENCORE | | | |
| Front Cut Mowers | | | |
| Prowler Pro 72 | 22F 425 | 3T-5859 | 250-0489 |
| Lawn & Garden Tractors/Mowers | | | |
| 36K 250, 48K 250, 48B 350 | 26R 350 | 250-0489{32} | — |
| 60B 350, 48B 450, 60B 450 | 22F 350 | 3T-5859 | 250-0489 |
| Prowler — Mid Cut | | | |
| MC 72" (31 Hp) | 35 550 | 250-0489 | 250-0487 |
| Walk-Behind Mowers | | | |
| 32B 100, 32K 100, 36K 100 | U1 195 | 8C-3636 | — |
| 36K 200, 48K 200 | U1 195 | 8C-3636 | — |
| 36K 250 | U1 175 | 8C-3636 | — |
| 46B 350 | 22F 350 | 3T-5859 | 250-0489 |
| 48B 450 | 22F 350 | 3T-5859 | 250-0489 |
| 52K 200, 56K200 | U1 195 | 8C-3636 | — |
| 60B 350 | 22F 350 | 3T-5859 | 250-0489 |
| Zero-Turn Mowers | | | |
| X-TREME 48 (2010-04) | U1 190 | 8C-3636 | — |
| X-TREME 52 (2010-04) | U1 190 | 8C-3636 | — |
| X-TREME 60 (2010-04) | U1 190 | 8C-3636 | — |
| ENGINEERING PRODUCTS CO. | | | |
| Economy Tractor | | | |
| PK1212 | U1 260 | 8C-3636 | — |
| Power King | 22NF 340 | 250-0487{26} | — |
| EXCEL | | | |
| Garden & Compact Tractors | | | |
| 250, 251, 251K, 260, 261, 262 | U1 195 | 8C-3636 | — |
| 2500 Compact | U1 195 | 8C-3636 | — |
| 275, 285, 295, 305D | 24F 460 | 3T-5858 | 250-0489 |
| 320, 340, 400, 440 | 24F 460 | 3T-5858 | 250-0489 |
| 4100-4500 Series, 420 Hustler | 24F 460 | 3T-5858 | 250-0489 |
| 4420 Hustler | 24F 460 | 3T-5858 | 250-0489 |
| Lawn & Garden Equipment | | | |
| 305D | 24F 460 | 3T-5858 | 250-0489 |
| EXMARK | | | |
| METRO (2010-04) | U1 245 | 8C-3636 | — |
| METRO 21 SERIES (2010-04) | U1 245 | 8C-3636 | — |
| Viking Hydro (2003-98) | U1 245 | 8C-3636 | — |
| Commercial 60, Explorer 1800 | U1 245 | 8C-3636 | — |
| Front Runner, Explorer EX 523D | U1 245 | 8C-3636 | — |

Lawn & Garden / Small Engine

EXMARK — GRASSHOPPER



IMPORTANT NOTE: BATTERIES CAN EXPLODE! Always wear safety glasses AND shield eyes when working around batteries. Always check for proper polarity and sufficient terminal clearance BEFORE final installation to avoid dangerous sparks, potential explosion, possible severe personal injury and/or expensive electrical system and/or vehicle/equipment damage or fire.

L & G / Small Engine

| MAKE / EQUIPMENT TYPE / MODEL | Notes | REPLACEMENT | |
|---|-------|--------------|--------------|
| | | Option 1 | Option 2 |
| EXMARK (Continued) | | | |
| Lazer Z Liquid Cooled, Turf Ranger U1 245 | | 8C-3636 | — |
| Lazer Z/Phazer U1 245 | | 8C-3636 | — |
| Phazer, Navigator U1 245 | | 8C-3636 | — |
| Turf Ranger 1800, Turf Tracer 1800 U1 245 | | 8C-3636 | — |
| Turf Ranger 52, Turf Ranger 60, Turf Ranger 72, Turf Ranger 603, Turf Ranger 523 U1 245 | | 8C-3636 | — |
| Turf Tracer TT 52, Turf Tracer TT 60, Turf Tracer TTHP 36 U1 245 | | 8C-3636 | — |
| Turf tracer TTHP 48, Turf TracerTTHP 52, Viking U1 245 | | 8C-3636 | — |
| Zero-Turn Riding Mowers | | | |
| Lazer Z Commercial 44, Lazer Z Commercial 48 U1 245 | | 8C-3636 | — |
| Lazer Z Commercial 52, Lazer Z Commercial 72 U1 245 | | 8C-3636 | — |
| Lazer Z LZLC 52, Lazer Z LZLC 60 U1 245 | | 8C-3636 | — |
| Lazer ZEFI U1 245 | | 8C-3636 | — |
| Lazer z w/18 HP Kohler U1 245 | | 8C-3636 | — |
| FERRIS | | | |
| Ultra Belt GD (2010-97) U1 245 | | 8C-3636 | — |
| HYDROCUT (2010-04) U1 245 | | 8C-3636 | — |
| CTR U1 245 | | 8C-3636 | — |
| Commercial 52 U1 245 | | 8C-3636 | — |
| Criterion 320, Criterion 420, Criterion 430 U1 245 | | 8C-3636 | — |
| G1418, G1818, G1820 U1 245 | | 8C-3636 | — |
| H1618, H1818, H2020 U1 245 | | 8C-3636 | — |
| Pro Cut 19, Pro Cut 22, Pro Cut 32, Pro Cut 61 U1 245 | | 8C-3636 | — |
| Pro Driver 72, Pro Cut Z U1 245 | | 8C-3636 | — |
| Front Cut Mowers | | | |
| Pro Cut 20, Pro Cut 30 U1 245 | | 8C-3636 | — |
| Mid Mount Zero Turn Mowers | | | |
| IS 1500Z (2010-04) U1 245 | | 8C-3636 | — |
| IS 3100Z (2010-04) U1 245 | | 8C-3636 | — |
| IS 4500Z (2010-04) 58 245 | | 175-4280 | 8C-3612 |
| IS 5100Z (2010-04) 26 245 | | 8C-3600 | 250-0489{32} |
| IS 1000Z, IS 2000Z, IS 3000ZF U1 245 | | 8C-3636 | — |
| IS 1000Z, IS 3000Z 26 245 | | 8C-3600 | 250-0489{32} |
| IS 4000Z 26 245 | | 8C-3600 | 250-0489{32} |
| IS 4000Z, IS 5000Z 58 245 | | 175-4280 | 8C-3612 |
| Walk-Behind Mowers | | | |
| Hydro Walk DD, Hydro Walk SD U1 245 | | 8C-3636 | — |
| Ultra Belt BGF U1 245 | | 8C-3636 | — |
| FLOW-MOW MOWER CO. | | | |
| JetX 26 22NF 340 | | 250-0487{26} | — |
| JetX 2668 U1 260 | | 8C-3636 | — |
| FMC CORP. | | | |
| See Also Bolens | | | |

| MAKE / EQUIPMENT TYPE / MODEL | Notes | REPLACEMENT | |
|--|-------|--------------|--------------|
| | | Option 1 | Option 2 |
| FORD MOTOR COMPANY | | | |
| 66, 70, 75, 80, 100, 120, 125, 145, 165 U1 195 | | 8C-3636 | — |
| LGT100, LGT120, LGT125 U1 260 | | 8C-3636 | — |
| LGT145, LGT165, LT75, RMT66 U1 260 | | 8C-3636 | — |
| GARDEN PRO | | | |
| See Also Poloran Products | | | |
| GARDEN WAY MFG. COMPANY | | | |
| (Troy Built) | | | |
| 12hp, 14hp U1 260 | | 8C-3636 | — |
| GENERAL APPLIANCE MFG. CO. | | | |
| All Electric Starters U1 260 | | 8C-3636 | — |
| GIANT-VAC | | | |
| Pro Series | | | |
| U1 235 | | 8C-3636 | — |
| Vacuums | | | |
| 2501-CEHW w/ 25 Hp Kohler U1 235 | | 8C-3636 | — |
| 3001-CEHW, 6001-CEHW U1 235 | | 8C-3636 | — |
| 3001-CHW, 6001-CHW U1 235 | | 8C-3636 | — |
| Walk-Behind Mowers | | | |
| 1001-CHW, 1601-CHW U1 235 | | 8C-3636 | — |
| 1901-CHW, 2501-CHW U1 235 | | 8C-3636 | — |
| GILSON BROTHERS COMPANY | | | |
| 8/28, 11/38, 12/38, 53037 U1 195 | | 8C-3636 | — |
| Lawn & Garden Tractors/Mowers | | | |
| GT14, GT14E, GT14HE, GT18E, GT18HE U1 195 | | 8C-3636 | — |
| RE8e, RE11e, RE12e, YT11E, YT11HE U1 195 | | 8C-3636 | — |
| YT12E, YT12.5, YT16, YT16E, YT16HE U1 195 | | 8C-3636 | — |
| Utility Vehicles | | | |
| 52080, 52081, 52082 U1 260 | | 8C-3636 | — |
| 52083, 52084 U1 260 | | 8C-3636 | — |
| 53018, 53019, 53021 26R 425 | | 250-0489{32} | — |
| 53023, 53024, 53025 26R 425 | | 250-0489{32} | — |
| 53026, 53027, 53028 26R 425 | | 250-0489{32} | — |
| 53073, 53074 22F 425 | | 3T-5859 | 250-0489 |
| GRASSHOPPER | | | |
| (Moridge Mfg., Inc) | | | |
| 321D (2010-97) 70 500 | | 7X-6100{32} | 250-0489{32} |
| 616 (2010-94) U1 235 | | 8C-3636 | — |
| 721 (2010-93) U1 235 | | 8C-3636 | — |
| 720 (2010-92) U1 235 | | 8C-3636 | — |
| 218 (2010-04) U1 235 | | 8C-3636 | — |
| 223 (2010-04) U1 235 | | 8C-3636 | — |
| 227 (2010-04) U1 235 | | 8C-3636 | — |
| 233 (2010-04) U1 235 | | 8C-3636 | — |
| 322D (2010-04) 70 500 | | 7X-6100{32} | 250-0489{32} |
| 329 (2010-04) U1 235 | | 8C-3636 | — |
| 432 (2010-04) U1 235 | | 8C-3636 | — |
| 722D (2010-04) 70 500 | | 7X-6100{32} | 250-0489{32} |
| 723KH2 (2010-04) U1 235 | | 8C-3636 | — |
| 727K (2010-04) U1 235 | | 8C-3636 | — |
| 729G2 (2010-04) U1 235 | | 8C-3636 | — |
| 327 (2010-03) U1 235 | | 8C-3636 | — |
| 220 (2004-99) U1 235 | | 8C-3636 | — |

{15} Two batteries required. For best results, replace both. {26} Replacement battery is wider than OE. Hold-down and/or tray replacement may be necessary.
 {32} Replacement battery is longer than OE. Hold-down and/or tray replacement may be necessary.
 {51} Can be used as a possible alternative to OE battery. {52} Can be used as a possible alternative to OE battery with flag to post terminal adapter.
 {80} Sealed Valve-Regulated Battery Required.

Lawn & Garden / Small Engine GRASSHOPPER – HUSQVARNA

IMPORTANT NOTE: BATTERIES CAN EXPLODE! Always wear safety glasses AND shield eyes when working around batteries. Always check for proper polarity and sufficient terminal clearance BEFORE final installation to avoid dangerous sparks, potential explosion, possible severe personal injury and/or expensive electrical system and/or vehicle/equipment damage or fire.

| MAKE / EQUIPMENT TYPE / MODEL | Notes | REPLACEMENT | |
|---|---------|--------------|--------------|
| | | Option 1 | Option 2 |
| GRASSHOPPER (Continued) | | | |
| (Moridge Mfg., Inc) (Continued) | | | |
| 225 (2004-99) | U1 235 | 8C-3636 | — |
| 614 (2003-91) | U1 235 | 8C-3636 | — |
| 1212 Series, 1600 | U1 235 | 8C-3636 | — |
| 411, 718 Series, 1200 | U1 235 | 8C-3636 | — |
| 428D | 70 500 | 7X-6100{32} | 250-0489{32} |
| 428D, 721, 721D, 725 | 70 500 | 7X-6100{32} | 250-0489{32} |
| 600 Series, 900 Series | U1 235 | 8C-3636 | — |
| 618, 725K, 225 | U1 235 | 8C-3636 | — |
| 700 Series, 800 Series Air Cooling | U1 235 | 8C-3636 | — |
| 700 Series, 800 Series Liquid Cooled | 70 500 | 7X-6100{32} | 250-0489{32} |
| 725 | 70 500 | 7X-6100{32} | 250-0489{32} |
| 828D, 928D, 932 | 70 500 | 7X-6100{32} | 250-0489{32} |
| MidMount | U1 250 | 8C-3636 | — |
| GRAVELY CORPORATION | | | |
| Front Cut Mowers | | | |
| PM 250 | 70 525 | 7X-6100{32} | 250-0489{32} |
| PM272Z, PM 250 | 70 525 | 7X-6100{32} | 250-0489{32} |
| PM300, PM360, PM468 | 24F 525 | 3T-5858 | 250-0489 |
| Promaster Series 360 | 26R 440 | 250-0489{32} | — |
| Promaster Series 400 | 24F 525 | 3T-5858 | 250-0489 |
| Outdoor Power Equipment/Tractors | | | |
| PM 300 (2003-98) | 24F 525 | 3T-5858 | 250-0489 |
| 12-G, 20-G, 818, 5260, 5645 | 22F 425 | 3T-5858 | 250-0489 |
| 1232-H, 1238-G, 1238-H | U1 195 | 8C-3636 | — |
| 18-H, 1132, 1138, 1232-G | U1 195 | 8C-3636 | — |
| 816, 816S | 22F 425 | 3T-5858 | 250-0489 |
| Commercial 10, Commercial 12 | 26R 440 | 250-0489{32} | — |
| Convertible Super, 812 | 22F 425 | 3T-5858 | 250-0489 |
| Professional 10, Professional 10QS, Professional 12, Professional 12-G, Professional 12QS | 26R 440 | 250-0489{32} | — |
| Professional 16, 16-G, 18-G | 26R 440 | 250-0489{32} | — |
| Professional 18 | 26R 440 | 250-0489{32} | — |
| Professional 20-G, Professional 24-G | 26R 440 | 250-0489{32} | — |
| Pro G Series | | | |
| 988100, 988101, 988102 | 26R 440 | 250-0489{32} | — |
| 988103, 988104, 988110 | 26R 440 | 250-0489{32} | — |
| 988112, 988114, 988115 | 26R 440 | 250-0489{32} | — |
| Pro Master Series | | | |
| 18-G, 20-G, 30-H | 22F 425 | 3T-5858 | 250-0489 |
| 360 Series | 26R 440 | 250-0489{32} | — |
| 400 Series | 24F 525 | 3T-5858 | 250-0489 |
| 50, 60 | 70 525 | 7X-6100{32} | 250-0489{32} |
| ATM 72 | 26 440 | 8C-3600 | 250-0489{32} |
| Vacuums | | | |
| ProVac 1050 | 26R 440 | 250-0489{32} | — |
| Zero-Turn Mowers | | | |
| 250Z, 260Z | U1 260 | 8C-3636 | — |
| ZT 1740, ZT 2148, ZT 2352, ZT 1842 | U1 260 | 8C-3636 | — |
| ZT 2048, ZT 2050 | U1 260 | 8C-3636 | — |

| MAKE / EQUIPMENT TYPE / MODEL | Notes | REPLACEMENT | |
|---|---------------|--------------|----------|
| | | Option 1 | Option 2 |
| GREAT DANE | | | |
| Lawn & Garden Tractors/Mowers | | | |
| Brutus, Chariot/LX | U1 260 | 8C-3636 | — |
| Champ, Chariot, Chariot Jr Line | U1 260 | 8C-3636 | — |
| Chariot XL 48, Chariot XL 61 | U1 260 | 8C-3636 | — |
| GD 51KH, GDZ 52KH, Scamper | U1 260 | 8C-3636 | — |
| HAHN, INC. | | | |
| 126, 130, 132, 736, 836 | U1 260 | 8C-3636 | — |
| GT-736E, GT-836 | U1 195 | 8C-3636 | — |
| IHDE-126, IHDE-130, IHSE-126 | U1 260 | 8C-3636 | — |
| RHE-126, RHE-132 | U1 195 | 8C-3636 | — |
| HEILMAN ENTERPRISES | | | |
| 8-76, 8-77, 11-76, 11-77, 11-78 | U1 260 | 8C-3636 | — |
| HESSTON CORPORATION | | | |
| CT-10, H-160, H-200 | 22NF 340 | 250-0487{26} | — |
| LT-1034, LT-1242, T-8, YT-14 | U1 260 | 8C-3636 | — |
| T-10, T-16H, T-135 | 22NF 340 | 250-0487{26} | — |
| YT-16, YT-18, 730-OLE | U1 260 | 8C-3636 | — |
| HOMELITE/JACOBSEN | | | |
| CT-10, T-10, T-16H, T-135, T-16 | 22NF 340 | 250-0487{26} | — |
| HONDA | | | |
| H10115DA, H2213 | U1 195 | 8C-3636 | — |
| H10115DA, H1011HDA | U1 165 | 8C-3636 | — |
| H2113HDA, H2113SDA, HTR3009, HT3810 | U1 260 {52} | 8C-3636 | — |
| H4514H, H5013, H5518 | U1 260 {52} | 8C-3636 | — |
| H6522 | 22NF 340 {51} | 250-0487{26} | — |
| HT3813, HT4213, H3011, H3009 | U1 260 {52} | 8C-3636 | — |
| Harmony 1011, Harmony 2013 | U1 170 | 8C-3636 | — |
| HOWARD PRICE | | | |
| Lawn & Garden Tractors/Mowers | | | |
| Hydra Power 1280 (2006-95) | 24 440 | 153-5656 | 8C-3600 |
| Hydra Power 180 (2006-91) | 24 500 {15} | 153-5656 | 8C-3600 |
| All riders ex, Hydra Power | 24 550 | 153-5656 | 8C-3600 |
| Turf Blazer | | | |
| Turf Blazer 530, Turf Blazer 727 (2006-92) | 24 500 | 153-5656 | 8C-3600 |
| Walk-Behind Mowers | | | |
| WB36H-14K (2005-99) | U1 190 | 8C-3636 | — |
| WB52H-14K (2005-99) | U1 190 | 8C-3636 | — |
| WB60H-K (2005-98) | U1 190 | 8C-3636 | — |
| WB36-14K, WB48-14K, WB48H-14K | U1 195 | 8C-3636 | — |
| WB52-14K, WB52-17K, WB52H-17K | U1 195 | 8C-3636 | — |
| Zero-Turn Mowers | | | |
| All ZTR | U1 260 | 8C-3636 | — |
| HUFFMAN MFG. COMPANY | | | |
| (Huffy) | | | |
| All 1974 32" Riders | U1 195 | 8C-3636 | — |
| HUSQVARNA | | | |
| Walk-Behind Mowers | | | |
| Scag Turf Tiger | U1 260 | 8C-3636{26} | — |
| WH 3614, WH 3615 | U1 260 | 8C-3636{26} | — |
| WH 4817, WH 5218 | U1 260 | 8C-3636{26} | — |
| Zero-Turn Mowers | | | |
| I25225TXP (2010-06) | U1 190 | 8C-3636{26} | — |
| I24817T (2010-04) | U1 190 | 8C-3636{26} | — |
| I24819T (2010-04) | U1 190 | 8C-3636{26} | — |

L & G / Small Engine

Lawn & Garden / Small Engine HUSQVARNA — JOHN DEERE



IMPORTANT NOTE: BATTERIES CAN EXPLODE! Always wear safety glasses AND shield eyes when working around batteries. Always check for proper polarity and sufficient terminal clearance BEFORE final installation to avoid dangerous sparks, potential explosion, possible severe personal injury and/or expensive electrical system and/or vehicle/equipment damage or fire.

L & G / Small Engine

| MAKE / EQUIPMENT TYPE / MODEL | Notes | REPLACEMENT | |
|--|---------|--------------|----------|
| | | Option 1 | Option 2 |
| HUSQVARNA (Continued) | | | |
| Zero-Turn Mowers (Continued) | | | |
| I25221T (2010-04) | U1 190 | 8C-3636{26} | — |
| I26123T (2010-04) | U1 190 | 8C-3636{26} | — |
| BZ 1627D, BZ 6134D, BZ 7234D | 51 450 | 250-0488{26} | — |
| HUSTLER | | | |
| 3000 Series | 24F 460 | 3T-5858 | 250-0489 |
| 320, 340, 362 | 24 550 | 153-5656 | 8C-3600 |
| 3400, 4000 Series | 24 350 | 153-5656 | 8C-3600 |
| 5000 Series | 24 500 | 153-5656 | 8C-3600 |
| 6400 Hillside | 24 500 | {80} | 153-5656 |
| 52" & 60", Fastback | | | |
| 44", Fastback 52" | U1 245 | 8C-3636 | — |
| Excel | U1 195 | 8C-3636 | — |
| Fastrak, Super Mini Z | U1 260 | 8C-3636 | — |
| Hog | U1 260 | 8C-3636 | — |
| Mini 42" | U1 260 | 8C-3636 | — |
| Mini Z | U1 245 | 8C-3636 | — |
| Short Cut, Stand-Behind 1500, Super Z | U1 245 | 8C-3636 | — |
| Walk-Behind Mowers | | | |
| ALL | U1 245 | 8C-3636 | — |
| INGERSOL | | | |
| Lawn & Garden Tractors/Mowers | | | |
| 108, 110, 111, 112, 112B | U1 260 | 8C-3636 | — |
| 114, 114B, 116, 116B | U1 260 | 8C-3636 | — |
| 1212G, 1212H | U1 195 | 8C-3636 | — |
| 222, 224, 226, 444, 446, 448 | U1 260 | 8C-3636 | — |
| 3010, 3012, 3014, 3016, 3018 | U1 260 | 8C-3636 | — |
| 3018PS, 4014, 4016, 4018, 4020 | U1 260 | 8C-3636 | — |
| 4020PS, 4116, 6018 | U1 260 | 8C-3636 | — |
| 6818, 648 | U1 200 | 8C-3636 | — |
| 80XC, 80XE, 80XI, 80XM, 808, 810 | U1 230 | 8C-3636 | — |
| YT112, YT114, YT116, 210, 220 | U1 260 | 8C-3636 | — |
| INTERNATIONAL HARVESTER | | | |
| Cub Cadets | | | |
| 182, 282, 382, 482, 502 (1983-81) | U1 195 | 8C-3636 | — |
| 602, 702 (1983-81) | U1 195 | 8C-3636 | — |
| 982 (1983-81) | U1 195 | 8C-3636 | — |
| 1000, 1100, 1200 (1980-76) | U1 195 | 8C-3636 | — |
| 111 (1980-76) | U1 195 | 8C-3636 | — |
| 1250, 1450, 1650 (1980-76) | U1 195 | 8C-3636 | — |
| 800 (1980-76) | U1 195 | 8C-3636 | — |
| 80, 81 (1978-77) | U1 195 | 8C-3636 | — |
| 76 (1976) | U1 195 | 8C-3636 | — |
| 108, 109 (1974) | U1 195 | 8C-3636 | — |
| 128, 129, 149, 169 (1974) | U1 195 | 8C-3636 | — |
| 86 (1974) | U1 195 | 8C-3636 | — |
| 104, 105, 106, 107, 122, 123 | U1 260 | 8C-3636 | — |
| 1100, 1200, 1250, 1450, 1650 | U1 260 | 8C-3636 | — |
| 124, 125, 126, 127, 128, 129, 147, 149 | U1 260 | 8C-3636 | — |
| 169, 482, 582, 682, 782, 800, 982, 1000 | U1 260 | 8C-3636 | — |
| 70, 71, 72, 73, 86, 100, 102 | U1 260 | 8C-3636 | — |
| 76, 80, 81, 111, 182 | U1 195 | 8C-3636 | — |

| MAKE / EQUIPMENT TYPE / MODEL | Notes | REPLACEMENT | |
|--|----------|--------------|--------------|
| | | Option 1 | Option 2 |
| INTERNATIONAL HARVESTER (Continued) | | | |
| Lawn & Garden Tractors/Mowers | | | |
| 282, 382, 482, 502, 602, 702, 800 | U1 195 | 8C-3636 | — |
| 55, 60, 75, 85 | U1 195 | 8C-3636 | — |
| 85 Special | U1 195 | 8C-3636 | — |
| ITC TRACTOR | | | |
| UC 24 HD, UC 25 HD | 26 440 | 8C-3600 | 250-0489{32} |
| J.C. PENNEY | | | |
| 931-0079, 931-0087 | 22NF 340 | 250-0487{26} | — |
| 931-2703, 931-2737, 931-5730 | U1 260 | 8C-3636 | — |
| JACOBSEN MFG. COMPANY | | | |
| C118 | 26R 450 | 250-0489{32} | — |
| Chief, Super Chief, 750 Deluxe | U1 195 | 8C-3636 | — |
| Commercial 32-50, | | | |
| Crew Chief, CR50 | U1 260 | 8C-3636 | — |
| DW220 - Diesel | 26R 450 | 250-0489{32} | — |
| GT10G, GT12, GT12A, GT12G, GT12H | U1 260 | 8C-3636 | — |
| GT14H, GT16, GT16G, GT16H, LTX8, LTX11 | U1 260 | 8C-3636 | — |
| Lawn & Garden Tractors/Mowers | | | |
| 42602, 53034, 53039, 5305 | U1 195 | 8C-3636 | — |
| 53082, 53092, 53105 | U1 195 | 8C-3636 | — |
| 53200, 53215, 53275, 53300, 53330 | U1 260 | 8C-3636 | — |
| 5330, 53107, 53146, 53148 | U1 260 | 8C-3636 | — |
| Utility Vehicles | | | |
| 4300 Utility Max, 4800 Commander | 26 440 | 8C-3600 | 250-0489{32} |
| Zero-Turn Riding Mowers | | | |
| JTZ 2000, JTZ 2230 | U1 260 | 8C-3636 | — |
| Turf Cat 600, Turf Cat 628D | 26 440 | 8C-3600 | 250-0489{32} |
| Z-Fast Cat ES | U1 260 | 8C-3636 | — |
| JOHN DEERE | | | |
| Alternators | | | |
| 3200, 4000, 5000 | 22NF 340 | 250-0487{26} | — |
| Compact Tractors | | | |
| 4100 Gear, 4100HST, 4100 Narrow | 24 500 | 153-5656 | 8C-3600 |
| 4100 Series, 4200, 4300, 4400 | 24 500 | 153-5656 | 8C-3600 |
| 4500, 4600, 4700 | 24 500 | 153-5656 | 8C-3600 |
| 5105, 5205 | 24 500 | 153-5656 | 8C-3600 |
| Front Cut Mowers | | | |
| F1145 (4-wheel drive) | 45 470 | 250-0488{26} | — |
| F620 | 26 490 | 8C-3600 | 250-0489{32} |
| F710, F725, F735 | 26R 450 | 250-0489{32} | — |
| F910, F911, F912, F915 | 26 490 | 8C-3600 | 250-0489{32} |
| F925, F930, F932 | 26 490 | 8C-3600 | 250-0489{32} |
| Z-rack M653, Z-rack M665, Z-Rack 655 | 26 490 | 8C-3600 | 250-0489{32} |
| Lawn & Garden Tractors/Mowers | | | |
| G345 (2004) | 45 470 | 250-0488{26} | — |
| 3325 (1991-90) | 24 500 | 153-5656 | 8C-3600 |
| | 24 550 | 153-5656 | 8C-3600 |
| 3325 (1989-88) | 31T 650 | 175-4390 | 175-4370 |
| 110(10 hp) | 26R 335 | 250-0489{32} | — |

{15} Two batteries required. For best results, replace both. {26} Replacement battery is wider than OE. Hold-down and/or tray replacement may be necessary.
 {29} Battery hold-down may need to be replaced and/or modified. Battery cable replacement may be necessary.
 {32} Replacement battery is longer than OE. Hold-down and/or tray replacement may be necessary.
 {51} Can be used as a possible alternative to OE battery.

Lawn & Garden / Small Engine JOHN DEERE – KUBOTA

IMPORTANT NOTE: BATTERIES CAN EXPLODE! Always wear safety glasses AND shield eyes when working around batteries. Always check for proper polarity and sufficient terminal clearance BEFORE final installation to avoid dangerous sparks, potential explosion, possible severe personal injury and/or expensive electrical system and/or vehicle/equipment damage or fire.

| MAKE / EQUIPMENT TYPE / MODEL | Notes | REPLACEMENT | |
|---|---------|--------------|--------------|
| | | Option 1 | Option 2 |
| JOHN DEERE (Continued) | | | |
| Lawn & Garden | | | |
| Tractors/Mowers (Continued) | | | |
| 112 - w/serial # 160,000 and up | 26R 335 | 250-0489{32} | — |
| 112L | U1 260 | 8C-3636 | — |
| 120, 140 | 26R 335 | 250-0489{32} | — |
| 141, 151, 161 | 22F 425 | 3T-5859 | 250-0489 |
| 1420, 1435, 1445, 1545, 1565, 1540 | 45 470 | 250-0488{26} | — |
| 210, 212 | 26R 335 | 250-0489{32} | — |
| 214, 300, 400 | 26R 335 | 250-0489{32} | — |
| 216, 265, 285, 312 | 26R 335 | 250-0489{32} | — |
| 2653A - Diesel | 45 470 | 250-0488{26} | — |
| 314, 316, 317, 318 | 26R 540 | 250-0489{32} | — |
| 320, 420, 430 | 26R 335 | 250-0489{32} | — |
| 3215, 3235 | 45 470 | 250-0488{26} | — |
| 325, 335, 345, 445, F935, F1145 | 45 470 | 250-0488{26} | — |
| 330, 650, 750 - Diesel | 22F 425 | 3T-5859 | 250-0489 |
| 3365 - w/serial # 840,001 and up | 24 550 | 153-5656 | 8C-3600 |
| 3365 - w/serial # 001 to 840,001 | 31T 650 | 175-4390 | 175-4370 |
| 355D, 455 - Diesel | 45 470 | 250-0488{26} | — |
| 460 | 26R 490 | 250-0489{32} | — |
| 50, 70, 100 | U1 260 | 8C-3636 | — |
| 56, 57, 66, 68 | U1 260 | 8C-3636 | — |
| 650, 750, 770 | 24 550 | 153-5656 | 8C-3600 |
| 655, 755, 855 - w/serial # 001 to 615,000 | 22F 425 | 3T-5859 | 250-0489 |
| 670, 855 - w/serial # 615,000 and up | 45 470 | 250-0488{26} | — |
| 756, 856 | 22F 425 | 3T-5859 | 250-0489 |
| 850, 950, 1050, 900HC | 30H 550 | 8C-3627 | 8C-3601 |
| 955 | 45 470 | 250-0488{26} | — |
| 970, 1070 | 30H 850 | 8C-3627 | 127-0826{29} |
| All GX, RX, SX & SRX | U1 260 | 8C-3636 | — |
| F510, F525 | U1 260 | 8C-3636 | — |
| F620, M665 | 26 490 | 8C-3600 | 250-0489{32} |
| GT Heavy Duty | 45 470 | 250-0488{26} | — |
| GT225, GT235 | 45 470 | 250-0488{26} | — |
| GX255, GX335, GX345 | 45 470 | 250-0488{26} | — |
| GX355 | 51 435 | 250-0488{26} | — |
| L100, L110, L120, L130 | U1 235 | 8C-3636 | — |
| LT133, LT155, LT166, LTR166 | U1 255 | 8C-3636 | — |
| LT150, LT160 | U1 255 | 8C-3636 | — |
| LT180, LT190, LTR180 | U1 255 | 8C-3636 | — |
| LX255, LX277, LX277AWS | 45 470 | 250-0488{26} | — |
| LX279, LX266, LX288 | 45 470 | 250-0488{26} | — |
| R72, R92 | U1 195 | 8C-3636 | — |
| S80, S82, S92, S83 | U1 260 | 8C-3636 | — |
| SST 16, SST 18 | U1 255 | 8C-3636 | — |
| X495 2WS, X495 AWS | 51 435 | 250-0488{26} | — |
| X500, X520, X534, X540 | 51 435 | 250-0488{26} | — |
| X595, X595SE - 4WD | 51 435 | 250-0488{26} | — |
| Turf Mowers | | | |
| 1600 TURBO | | | |
| WIDE AREA (2010-99) | 27 650 | 153-5656 | 8C-3601 |
| 1420 (2010-05) | 45 470 | 250-0488{26} | — |
| 1435 (2010-05) | 45 470 | 250-0488{26} | — |
| 1445 (2010-05) | 45 470 | 250-0488{26} | — |
| 1545 (2010-05) | 45 470 | 250-0488{26} | — |
| 1565 (2010-05) | 45 470 | 250-0488{26} | — |
| F725 (2004-97) | 22F 491 | 250-0489 | — |
| 1620 (2003-99) | 27 650 | 153-5656 | 8C-3601 |

| MAKE / EQUIPMENT TYPE / MODEL | Notes | REPLACEMENT | |
|--|----------|--------------|----------------------|
| | | Option 1 | Option 2 |
| JOHN DEERE (Continued) | | | |
| Turf Mowers (Continued) | | | |
| F911 (2003-97) | 26 490 | 8C-3600 | 250-0489{32} |
| F925 (2003-97) | 26 490 | 8C-3600 | 250-0489{32} |
| F935 (2003-97) | 26 490 | 8C-3600 | 250-0489{32} |
| F932 (2002-88) | 26 490 | 8C-3600 | 250-0489{32} |
| F915 (1992-87) | 26 490 | 8C-3600 | 250-0489{32} |
| F930 (1991-89) | 26 490 | 8C-3600 | 250-0489{32} |
| F910 (1991-88) | 26 490 | 8C-3600 | 250-0489{32} |
| Utility Vehicles | | | |
| 2243 - Diesel | 22F 425 | 3T-5859 | 250-0489 |
| Golf Carts | GC10 | 8C-3641 | — |
| Vacuum Sweeper | | | |
| 162 | 22F 425 | 3T-5859 | 250-0489 |
| Walk-Behind Mowers | | | |
| GS75 (2003-99) | U1 175 | 8C-3636 | — |
| HD75 (2003-99) | U1 175 | 8C-3636 | — |
| GS30 (2003-98) | U1 175 | 8C-3636 | — |
| GS45 (2003-95) | U1 175 | 8C-3636 | — |
| HD45 (2003-00) | U1 175 | 8C-3636 | — |
| HD45, HD75, GS30, GS45, GS75 | U1 195 | 8C-3636 | — |
| Waste Handler | | | |
| 4 WHL DR - 624 J (2004) | 30H 625 | {15} | 8C-3627 127-0826{29} |
| Zero-Turn Mowers | | | |
| Z-Track M655 | 51 450 | 250-0488{26} | — |
| KEES | | | |
| Commercial | | | |
| 48, 60, ZT Max Rider | U1 260 | 8C-3636 | — |
| KIOTI | | | |
| DK 35 | 24 465 | 153-5656 | 8C-3600 |
| DK 40 | 34 710 | 127-0826 | — |
| LB 1914, LK 2554, LK 3054 | 24 650 | 127-0826 | 127-0824 |
| LK 2552, LK 2554, LK 3050 | 27 750 | 127-0826 | 127-0824 |
| KUBOTA | | | |
| BX Series Sub-Compact Tractor | | | |
| BX 1500, BX 1800, BX 2200 | 26 450 | 8C-3600 | 250-0489{32} |
| BX 22, BX 1500, BX 1800 | 26R 450 | 250-0489{32} | — |
| BX 2200 | 26R 450 | 250-0489{32} | — |
| BX22 | 26R 450 | 250-0489{32} | — |
| Lawn & Garden Tractors/Mowers | | | |
| K2260, K2560, K3060 | 25 450 | 8C-3600 | 250-0489 |
| Outdoor Power Equipment/Tractors | | | |
| All L Series, All M Series | 27 560 | 153-5656 | 8C-3601 |
| B1700, B2100, B2400, B2410 | 51R 405 | 250-0487{26} | — |
| B20, B1550, B1750, B2150, B4200 | 22NF 340 | 250-0487{26} | — |
| B5200, B6200, B7100, T1640 | 22NF 340 | 250-0487{26} | — |
| B6200HST, B7200, B7200HST, B8200 | 24F 585 | 3T-5858 | 250-0486 |
| B7300, B7400 | 51 450 | 250-0488{26} | — |
| B7400, B7500, B21, L35 | 51 450 | 250-0488{26} | — |
| B7500, B7800 | 51 450 | 250-0488{26} | — |
| B8200HST, B9200, B9200HST | 24F 585 | 3T-5858 | 250-0486 |
| F2100, F2400, F2260 | 25 450 | 8C-3600 | 250-0489 |
| F2560, F2560E, F3060 | 25 450 | 8C-3600 | 250-0489 |
| G2000, G2000S | U1 260 | {51} | 8C-3636 |
| G6200, PX2100 | U1 260 | 8C-3636 | — |
| L185, L235 - Optional | 30H 550 | 8C-3627 | 8C-3601 |
| L185, L235, L245, L260 | 24F 550 | 3T-5858 | 250-0489 |
| L245, L260, L275 - Optional | 30H 550 | 8C-3627 | 8C-3601 |
| L2500, L2650 | 24F 490 | 3T-5858 | 250-0489 |
| L2600, L2800, L2900, L3000 | 24 585 | 153-5656 | 3T-5857 |

L & G / Small Engine

Lawn & Garden / Small Engine

KUBOTA – MASSEY-FERGUSON, INC.



IMPORTANT NOTE: BATTERIES CAN EXPLODE! Always wear safety glasses AND shield eyes when working around batteries. Always check for proper polarity and sufficient terminal clearance BEFORE final installation to avoid dangerous sparks, potential explosion, possible severe personal injury and/or expensive electrical system and/or vehicle/equipment damage or fire.

L & G / Small Engine

| MAKE / EQUIPMENT TYPE / MODEL | Notes | REPLACEMENT | |
|---|----------|--------------|--------------|
| | | Option 1 | Option 2 |
| KUBOTA (Continued) | | | |
| Outdoor Power Equipment/Tractors (Continued) | | | |
| L275, L285, L295, L305 | 24F 550 | 3T-5858 | 250-0489 |
| L285, L295, L305 - Optional | 30H 550 | 8C-3627 | 8C-3601 |
| L2950, L3410 | 24F 490 | 3T-5858 | 250-0489 |
| L3010, L3130, L3300, L3430 | 24 585 | 153-5656 | 3T-5857 |
| L345, L355SS - Optional | 30H 550 | 8C-3627 | 8C-3601 |
| L345, L355SS, L2350 | 24F 550 | 3T-5858 | 250-0489 |
| L35 | 24 490 | 153-5656 | 8C-3600 |
| L3600, L4000, L4200 | 27 450 | 153-5656 | 8C-3601 |
| L3710, L4300, L4310, L4330 | 24 585 | 153-5656 | 3T-5857 |
| L5030, L4630, LL2500 | 24 585 | 153-5656 | 3T-5857 |
| M110, M120 | 4DLT 770 | 153-5710{30} | 153-5700{30} |
| M4000, M4050, M4500 | 30H 525 | 8C-3627 | 8C-3601 |
| M4700, M5400, M6800 | 31T 700 | 175-4390 | 175-4370 |
| M8200, M9000, M8030 | 31T 700 | 175-4390 | 175-4370 |
| M9580 | 29H 660 | 8C-3627 | — |
| Tiller | | | |
| AD70 - Diesel | U1 260 | {51} | 8C-3636 |
| Turf Mowers | | | |
| ZD 18, ZD 21 | 26R 450 | 250-0489{32} | — |
| ZD 28 | 26R 450 | 250-0489{32} | — |
| ZD18F (2010-04) | 26R 450 | 250-0489{32} | — |
| ZD21F (2010-04) | 26R 450 | 250-0489{32} | — |
| ZD25F (2010-04) | 26R 450 | 250-0489{32} | — |
| ZD28F (2010-04) | 26R 450 | 250-0489{32} | — |
| Zero-Turn Mowers | | | |
| ZG20, ZG23 | U1 260 | 8C-3636 | — |
| LASTEC | | | |
| 3682 (2010-01) | 26R 525 | 250-0489{32} | — |
| 3696 (2009-01) | 26R 525 | 250-0489{32} | — |
| 2861 FG, 2961 FG, 3385 WTD, 3696 WTD | 26 550 | 8C-3600 | 250-0489{32} |
| Golf Course Mowers | | | |
| 321 D, 420D | 26 550 | 8C-3600 | 250-0489{32} |
| 421D, 425 HD, 425 MD | 26 550 | 8C-3600 | 250-0489{32} |
| LAWN BOY (GILSON)/TORO | | | |
| Lawn & Garden Tractors/Mowers | | | |
| 52164 (16 Hp) (1993-91) | 22F 350 | 3T-5859 | 250-0489 |
| 52138 (12 Hp) (1993-89) | U1 175 | 8C-3636 | — |
| 52149 (Hydro 12 Hp) (1993-89) | U1 175 | 8C-3636 | — |
| 52161 (Hydro 12.5 Hp) (1993) | U1 175 | 8C-3636 | — |
| 52142 (11 Hp) (1989) | U1 175 | 8C-3636 | — |
| 52138 12Hp, 52142 11Hp | U1 175 | 8C-3636 | — |
| 52140 16Hp, 52153 12.5 Hp | U1 235 | 8C-3636 | — |
| 52144 8Hp, 52145 12Hp | U1 175 | 8C-3636 | — |
| 52144(8Hp), 52145(12Hp), RE 8e, RE 12e | U1 175 | 8C-3636 | — |
| 52149 Hydro 12Hp | U1 175 | 8C-3636 | — |
| 52161 Hydro 12.5Hp, | U1 175 | 8C-3636 | — |
| 52163 14Hp | U1 235 | 8C-3636 | — |
| 53084 (18 Hp) | 22F 350 | 3T-5859 | 250-0489 |
| 53084 18Hp, 52164 16Hp | 22F 350 | 3T-5859 | 250-0489 |
| Outdoor Power Equipment/Tractors | | | |
| 9303ES, 9325ES, 9328E | U1 260 | 8C-3636 | — |
| 9328ES, 9365ES, 9329E | U1 260 | 8C-3636 | — |
| 9368E, 9368ES, 9369ES | U1 260 | 8C-3636 | — |
| GT18, GT18H | 26R 350 | 250-0489{32} | — |

| MAKE / EQUIPMENT TYPE / MODEL | Notes | REPLACEMENT | |
|---|----------|-------------|------------------|
| | | Option 1 | Option 2 |
| LAWN BOY (GILSON)/TORO (Continued) | | | |
| Outdoor Power Equipment/Tractors (Continued) | | | |
| LT11, LT12, LT12H | U1 195 | {53} | 8C-3636 |
| LT12.5G | U1 195 | {53} | 8C-3636 |
| LESCO | | | |
| Walk-Behind Mowers | | | |
| 026348, 030248, 030252, 024952 | U1 245 | | 8C-3636 |
| 701079, 701080 | U1 245 | | 8C-3636 |
| Zero-Turn Mowers | | | |
| 522TR | U1 190 | | 8C-3636 |
| LCR 2200 Tractor | 24 525 | | 153-5656 8C-3600 |
| Viper | U1 245 | | 8C-3636 |
| LOCKE-DEVERE | | | |
| 3, 5, 6, 8, 8/23, 10, 12, 21, 22, 23 | 22NF 390 | | 250-0487{26} |
| MAGNUM | | | |
| 834, 953-M4, 1446 | 22NF 340 | | 250-0487{26} |
| MF-10, MF-10S/N, MF-12 | 22NF 340 | | 250-0487{26} |
| MF-10, MF-12 | U1 195 | | 8C-3636 |
| MF-12S/N, 506, 781-MF and up | 22NF 340 | | 250-0487{26} |
| MF-14, MF-16 | 24 330 | | 153-5656 8C-3600 |
| MF-7, MF-8 electric, MF-8 Hydra-spd | U1 195 | | 8C-3636 |
| MF1650, MF1655, MF1855 | 22F 425 | | 3T-5859 250-0489 |
| MF85, MF1200, MF1450 | 22F 425 | | 3T-5859 250-0489 |
| MASSEY-FERGUSON, INC. | | | |
| Compact Tractors | | | |
| 834, 953-M4, 1446 | 22NF 340 | | 250-0487{26} |
| MF-1010 | 29NF 300 | | 250-0487{26} |
| MF-1020, MF-1030, MF-1040 | 24 470 | | 153-5656 8C-3600 |
| MF-205, MF-210, MF-220 | 24 470 | | 153-5656 8C-3600 |
| MF10S/N, | 22NF 340 | | 250-0487{26} |
| MF12S/N, 506, 781-M4 & up | 22NF 340 | | 250-0487{26} |
| MF14, MF16 | 24 465 | | 153-5656 8C-3600 |
| Lawn & Garden Tractors/Mowers | | | |
| 1205, 1225, 2820H, 2820HPS, 2823HPS | 51 450 | {27} | 250-0488{26} |
| 1231, 1232, 1235, 1244 | 24 200 | | 153-5656 8C-3600 |
| 2316H | U1 300 | | 8C-3636 |
| 2409G, 2411G, 2512G, 2514G, 2515G, 2615H | U1 200 | | 8C-3636 |
| 2412H, 2413H, 2414H | U1 230 | | 8C-3636 |
| 2512GT, 2512H, 2614H, 2720H | U1 200 | | 8C-3636 |
| 2515H, 2514H | U1 200 | | 8C-3636 |
| 2516H, 2517H | U1 200 | | 8C-3636 |
| 2615HC, 2616C, 2616H | U1 200 | | 8C-3636 |
| 2723H, 2818H, 2818 PS | 22F 390 | | 3T-5859 250-0489 |
| 2918H, 2920H | 22F 390 | | 3T-5859 250-0489 |
| 2920LC, 2923H, 2924D, 2925H | 51 450 | {27} | 250-0488{26} |
| MF1650, MF1655, MF1855 | 26R 390 | | 250-0489{32} |
| MF85, MF1200, MF1450 | 26R 390 | | 250-0489{32} |
| Zero-Turn Riding Mowers | | | |
| ZT14H, ZT16, ZT16H, ZT18H | U1 200 | | 8C-3636 |

{26} Replacement battery is wider than OE. Hold-down and/or tray replacement may be necessary.
 {27} Check OE CCA requirements. Replacement CCA may not be sufficient.
 {30} Replacement battery is wider and taller than OE. Hold-down and/or tray replacement may be necessary.
 {32} Replacement battery is longer than OE. Hold-down and/or tray replacement may be necessary.
 {51} Can be used as a possible alternative to OE battery. {53} Some models were supplied with manifold vented battery.

Lawn & Garden / Small Engine MAXIM – POWER CURBERS

IMPORTANT NOTE: BATTERIES CAN EXPLODE! Always wear safety glasses AND shield eyes when working around batteries. Always check for proper polarity and sufficient terminal clearance BEFORE final installation to avoid dangerous sparks, potential explosion, possible severe personal injury and/or expensive electrical system and/or vehicle/equipment damage or fire.

| MAKE / EQUIPMENT TYPE / MODEL | Notes | REPLACEMENT | |
|---|-------------|--------------|----------|
| | | Option 1 | Option 2 |
| MAXIM | | | |
| Handy-Haul Carts | | | |
| MHH85BE4T | U1 250 | 8C-3636 | – |
| Rear Engine Riding Mowers | | | |
| M 830, M830 BEIC, MH1230 BEIC | U1 250 | 8C-3636 | – |
| M1230 BEIC, BEICHP, M30 BEIC | U1 250 | 8C-3636 | – |
| M830 BEICHP, M830 B | U1 250 | 8C-3636 | – |
| Zero-Turn Riding Mowers | | | |
| Z3014 BVG, Z4214 BVG, Z4216 BVG | U1 250 | 8C-3636 | – |
| Z4220 BVG, Z4316 BVG | U1 250 | 8C-3636 | – |
| Z4816 BVG, Z4820 BVG | U1 250 | 8C-3636 | – |
| MCDONOUGH POWER EQUIPMENT, INC. | | | |
| 25083, 250835 | U1 260 {53} | 8C-3636 | – |
| 2652S, 3081S | U1 260 {53} | 8C-3636 | – |
| MINNEAPOLIS-MOLINE | | | |
| All models | U1 260 | 8C-3636 | – |
| MITSUBISHI | | | |
| MT180D (1989) | 26R 450 | 250-0489{32} | – |
| 160, 180 | 22NF 340 | 250-0487{26} | – |
| 210, 250 | 24 330 | 153-5656 | 8C-3600 |
| MT160D, MT180, MT180HMD | 22NF 340 | 250-0487{26} | – |
| MT210, MT250 | 24 330 | 153-5656 | 8C-3600 |
| MT250D | 24 465 | 153-5656 | 8C-3600 |
| MONTGOMERY WARD | | | |
| 1300-1400 Series | U1 260 | 8C-3636 | – |
| 33000 | 26R 450 | 250-0489{32} | – |
| MORIDGE MFG., INC. | | | |
| See Also Grass Hopper | | | |
| 1210, 1622, 1822 | U1 260 | 8C-3636 | – |
| MOWETT SALES | | | |
| (Mustang) | | | |
| All Electric Start, 248E, Mustang | U1 165 | 8C-3636 | – |
| MTD PRODUCTS | | | |
| 385, 395, 465, 485, 497 - Prior to 1980 | U1 260 | 8C-3636 | – |
| 525, 760 - Prior to 1980 | U1 260 | 8C-3636 | – |
| 812, 852 - Prior to 1989 | U1 260 | 8C-3636 | – |
| 960, 990 | 22NF 340 | 250-0487{26} | – |
| B560B, E451F, H661F | U1 150 | 8C-3636 | – |
| L450C, L660F | U1 150 | 8C-3636 | – |
| MMZ2254, MMZ2560 | U1 190 | 8C-3636 | – |
| MURRAY OHIO MFG. CO. | | | |
| Outdoor Power Equipment/Tractors | | | |
| 10 Hp/30" & 12 Hp/38" | U1 230 | 8C-3636 | – |
| 12.5 Hp/38", 12.5 Hp/40" | U1 230 | 8C-3636 | – |
| 12/38, 12/40, 14/40, 14/46, 18/42(4 & 5 speed) | U1 195 | 8C-3636 | – |
| 13 Hp, 13.5 Hp, 14 Hp/40" | U1 230 | 8C-3636 | – |
| 14 Hp/46", 14.5 Hp/42" | U1 230 | 8C-3636 | – |
| 15.5 Hp, 16 Hp/42", 16 Hp/46" | U1 230 | 8C-3636 | – |
| 17.5 Hp, 17.5 Hp/46", 18 Hp/42" | U1 230 | 8C-3636 | – |
| 18 Hp/46" LTX, 18.5 Hp/46" GT | U1 230 | 8C-3636 | – |
| 18 Hp/46", 18Hp/46" GT | U1 230 | 8C-3636 | – |
| 20 Hp/52" | U1 250 | 8C-3636 | – |
| 30545 | U1 190 | 8C-3636 | – |

| MAKE / EQUIPMENT TYPE / MODEL | Notes | REPLACEMENT | |
|---|---------|--------------|----------|
| | | Option 1 | Option 2 |
| MURRAY OHIO MFG. CO. (Continued) | | | |
| Outdoor Power Equipment/Tractors (Continued) | | | |
| 31515, 31704, 35560, 36502, 36506 | U1 195 | 8C-3636 | – |
| 3633, 3653, 3656, 3662, 3666, 3667 | U1 260 | 8C-3636 | – |
| 36508, 36519, 36523, 36534 | U1 195 | 8C-3636 | – |
| 36557, 36560, 38219, 40713 | U1 195 | 8C-3636 | – |
| 3697, 4169, 4297 | U1 260 | 8C-3636 | – |
| 38500, 40530, 42560 | U1 250 | 8C-3636 | – |
| 46379, 52370 | U1 250 | 8C-3636 | – |
| 46560, 48560 | U1 250 | 8C-3636 | – |
| 5-36523, 5-36528, 5-38205, 5-38206 | U1 260 | 8C-3636 | – |
| 5-39004, 5-40700, 5-40701, 3613, 3623 | U1 260 | 8C-3636 | – |
| All Electric Start, 5-31704, 5-36506, 5-36508 | U1 260 | 8C-3636 | – |
| Walk-Behind Mowers | | | |
| 20705 X6, 20705 X92 | U1 165 | 8C-3636 | – |
| MUSTANG | | | |
| See Mowett | | | |
| NEW HOLLAND (L & G) | | | |
| Compact Tractors | | | |
| MC28, MC35 | 35 450 | 3T-5859 | 250-0489 |
| TC18, TC21, TC25, TC29 | 24 450 | 153-5656 | 8C-3600 |
| TC24D, TC29D, TC33D, TC35D | 24 450 | 153-5656 | 8C-3600 |
| TC24D, TC29D, TC33D, TC35D - Optional | 51 450 | 250-0488{26} | – |
| TC33, TC35, TC40, TC45 | 24 450 | 153-5656 | 8C-3600 |
| Garden & Compact Tractors | | | |
| MC Series | 24F 450 | 3T-5858 | 250-0489 |
| TC Series | 51 450 | 250-0488{26} | – |
| TN Series | 49 730 | 307-0751{32} | – |
| Lawn & Garden Tractors/Mowers | | | |
| GT18, GT20, GT22 | U1 200 | 8C-3636 | – |
| MZ16H, MZ17H, MZ18H, MZ19H | U1 260 | 8C-3636 | – |
| NOMA | | | |
| Division of Murray, Inc. | | | |
| 1643P, 1846P, 2046P | U1 250 | 8C-3636 | – |
| 19 Hp/46", 13543 Signature, 14450 Signature | U1 190 | 8C-3636 | – |
| Automatic Drive, GT 18 Hp/46" | U1 250 | 8C-3636 | – |
| GT 18Hp/43", 15Hp/43", 16Hp/43" | U1 250 | 8C-3636 | – |
| GTI-1646, GTX-1846 | U1 250 | 8C-3636 | – |
| LT-1239, LX-1240, LXI-1340 | U1 250 | 8C-3636 | – |
| LXI-1440, LXI-1646, Command 18 Hp/43" | U1 250 | 8C-3636 | – |
| Premier, 14.5 Hp/40", 14.5 Hp/43" | U1 190 | 8C-3636 | – |
| OUTDOOR POWER EQUIPMENT | | | |
| (FMC Corp. - See Bolens) | | | |
| POWER CURBERS | | | |
| Slip-Form Paver | | | |
| 440, 3500, 5500, 5700 | 24 625 | 153-5656 | 3T-5857 |
| 5700B, 6700, 8700 | 24 625 | 153-5656 | 3T-5857 |
| Extrader-150, S700-B | 24 625 | 153-5656 | 3T-5857 |

L & G / Small Engine

Lawn & Garden / Small Engine POLOREN PRODUCTS — SEARS



IMPORTANT NOTE: BATTERIES CAN EXPLODE! Always wear safety glasses AND shield eyes when working around batteries. Always check for proper polarity and sufficient terminal clearance BEFORE final installation to avoid dangerous sparks, potential explosion, possible severe personal injury and/or expensive electrical system and/or vehicle/equipment damage or fire.

L & G / Small Engine

| MAKE / EQUIPMENT TYPE / MODEL | Notes | REPLACEMENT | |
|---|----------|--------------|--------------|
| | | Option 1 | Option 2 |
| POLOREN PRODUCTS | | | |
| (Garden Pro) | | | |
| 8902B, 8903B, 8904B, 8905B | U1 195 | 8C-3636 | — |
| 9902M, 9903M, 9904M, 9905M | U1 195 | 8C-3636 | — |
| POULAN | | | |
| Garden & Compact Tractors | | | |
| All Others | U1 195 | 8C-3636 | — |
| POWER KING | | | |
| 1218 HV, 1618 GV, 1620HV | 22NF 390 | 250-0487{26} | — |
| 1218, 1614, 1617, 1618 | 26R 460 | 250-0489{32} | — |
| 1620 GV, 1622HV | 22NF 460 | 250-0487{26} | — |
| 1620, 2414, 2417, 2418 | 26R 460 | 250-0489{32} | — |
| UT620 HV, UT622 HV | 22NF 460 | 250-0487{26} | — |
| RAVCO | | | |
| Stump Cutters | | | |
| RG13, RG20, RG20HD | 24F 460 | 3T-5858 | 250-0489 |
| RG13, RG20, RG20HD - Optional | 26R 450 | 250-0489{32} | — |
| RG50, RG1625 Super Jr. | 24F 460 | 3T-5858 | 250-0489 |
| RG50, RG1625 Super Jr. - Optional | 35 450 | 3T-5859 | 250-0489 |
| RANSOMES | | | |
| Lawn & Garden Tractors/Mowers | | | |
| 723D | 26 450 | 8C-3600 | 250-0489{32} |
| 951D | 24 550 | 153-5656 | 8C-3600 |
| Cushman Groom Master | 24 500 | 153-5656 | 8C-3600 |
| FM74-S, T22DV, T28WCG | 26R 450 | 250-0489{32} | — |
| T-22DV | 26R 450 | 250-0489{32} | — |
| T-28WCG | 26R 450 | 250-0489{32} | — |
| RICH MFG. | | | |
| 1700K, 1700KL, 1700L, 1800, 2000 | U1 260 | 8C-3636 | — |
| 2000L, 2200, 2200L, 2500, 2500L | U1 260 | 8C-3636 | — |
| LP Series Chassis Models, LP Series Deck Models | U1 260 | 8C-3636 | — |
| Zero Turn Walk-Behind/Riders | | | |
| 1700L, 2000L, 2200L, 2500L | U1 260 | 8C-3636 | — |
| WR-1700, WR-2000, WR-2200 | U1 260 | 8C-3636 | — |
| WR-2500, 1700K, 1700KL | U1 260 | 8C-3636 | — |
| ROOF MFG. COMPANY | | | |
| 93071, 492683, 493071, 493081 | U1 260 | 8C-3636 | — |
| MR-8 | 22NF 340 | 250-0487{26} | — |
| NR-8, NR-8 | 26R 540 | 250-0489{32} | — |
| ROPER/RALLY | | | |
| 10HP, 11HP, 12HP | U1 260 | 8C-3636 | — |
| 14HP, 16HP, 18HP | U1 260 | 8C-3636 | — |
| ROPER SALES CORPORATION | | | |
| 10HP-18HP | U1 260 | 8C-3636 | — |
| SABRE | | | |
| (by John Deere) | | | |
| Lawn & Garden Tractors/Mowers | | | |
| 1438GS, 1438HS, 1538GS, 1538HS | U1 230 | 8C-3636 | — |
| 1542GS, 1542HS, 1642GS, 1642HS | U1 230 | 8C-3636 | — |
| 1642HV, 1646HS, 1646HV, 1742GS | U1 230 | 8C-3636 | — |
| 1742HS, 1846HV, 1842GV, 1842HV | U1 230 | 8C-3636 | — |
| 1843HV, 1848GV, 1848HV, 1948GV | U1 230 | 8C-3636 | — |
| 1948HV, 2046HV, 2148HV, 2354HV | U1 230 | 8C-3636 | — |
| 2048HV, 2254HV, 2554HV | U1 230 | 8C-3636 | — |

| MAKE / EQUIPMENT TYPE / MODEL | Notes | REPLACEMENT | |
|---|---------|-------------|----------|
| | | Option 1 | Option 2 |
| SAKAI | | | |
| SW Series | 24 575 | 153-5656 | 3T-5857 |
| SW300, SW320, SW330 | 24 575 | 153-5656 | 3T-5857 |
| SALACO | | | |
| 84 Series | U1 260 | 8C-3636 | — |
| 86 Series | 24F 575 | 3T-5858 | 250-0486 |
| Mini Asphalt Paver | U1 260 | 8C-3636 | — |
| SCAG POWER EQUIPMENT | | | |
| SWZU (2010-97) | U1 220 | 8C-3636 | — |
| FREEDOM Z (2007-90) | U1 220 | 8C-3636 | — |
| SWU (2002-96) | U1 220 | 8C-3636 | — |
| STH-13KA, STH-13KH, STH-14BV | U1 220 | 8C-3636 | — |
| STH-14KH, STH-18KH, STH-20KH | U1 220 | 8C-3636 | — |
| STHM Series, SWZ Series, Z Cat | U1 220 | 8C-3636 | — |
| STHM-20KH, STHM 61, STHM 72 | U1 220 | 8C-3636 | — |
| STZ52-20KH, STHM-18KH | U1 220 | 8C-3636 | — |
| SW-18KHE, SW-20KHE, SWZ-20KHE | U1 220 | 8C-3636 | — |
| Sabre Tooth Turf Tiger, Tiger Cub | U1 220 | 8C-3636 | — |
| Tuger Cub | U1 220 | 8C-3636 | — |
| Wild Cat, Turf Tiger, ST-Series, STG-Series | U1 220 | 8C-3636 | — |
| SCOTTS | | | |
| (by Murray) | | | |
| Lawn & Garden Tractors/Mowers | | | |
| 42531X8, 42561X8, 46562X8 | U1 250 | 8C-3636 | — |
| 46561X8, 50563X8, 50560X8 | U1 250 | 8C-3636 | — |
| S1742, S1642, S2046 | U1 230 | 8C-3636 | — |
| S2048, S2554, S2546 | U1 230 | 8C-3636 | — |
| SEARS | | | |
| SEARS Craftsman | | | |
| 25498 (1990) | U1 155 | 8C-3636 | — |
| Professional Tractors | | | |
| 28870, 28872, 28874 (2008) | U1 250 | 8C-3636 | — |
| Rear Engine Riding Mowers | | | |
| 27032, 27630, 28033 (2009) | U1 165 | 8C-3636 | — |
| 28933 (2009) | U1 230 | 8C-3636 | — |
| 27032, 27034 (2008) | U1 150 | 8C-3636 | — |
| DRM 500 | | | |
| 27032, 27034 (2007) | U1 150 | 8C-3636 | — |
| 27032 (2006) | U1 150 | 8C-3636 | — |
| 27030 (2005) | U1 150 | 8C-3636 | — |
| 27027, 27028 (2004) | U1 230 | 8C-3636 | — |
| 27020, 27028 (2003) | U1 155 | 8C-3636 | — |
| 27011, 27021 (2000) | U1 155 | 8C-3636 | — |
| 25517, 25502, 25506 (1992) | U1 130 | 8C-3636 | — |
| 25416, 25733 (1991) | U1 140 | 8C-3636 | — |
| Zero-Turn Mowers | | | |
| 28875, 28876, 28877 (2009) | U1 250 | 8C-3636 | — |
| 28875 (2008) | U1 250 | 8C-3636 | — |

{26} Replacement battery is wider than OE. Hold-down and/or tray replacement may be necessary.
 {32} Replacement battery is longer than OE. Hold-down and/or tray replacement may be necessary.
 {53} Some models were supplied with manifold vented battery. {57} When ordering battery, specify sensor.

Lawn & Garden / Small Engine SEARS, ROEBUCK & CO. — TORO/WHEEL HORSE

IMPORTANT NOTE: BATTERIES CAN EXPLODE! Always wear safety glasses AND shield eyes when working around batteries. Always check for proper polarity and sufficient terminal clearance BEFORE final installation to avoid dangerous sparks, potential explosion, possible severe personal injury and/or expensive electrical system and/or vehicle/equipment damage or fire.

| MAKE / EQUIPMENT TYPE / MODEL | Notes | REPLACEMENT | |
|--|----------|--------------|--------------|
| | | Option 1 | Option 2 |
| SEARS, ROEBUCK & CO. | | | |
| ST Tractors (1975-66) | U1 230 | 8C-3636 | — |
| 502.25538, 502.25565, 502.25566 | U1 260 | 8C-3636 | — |
| 502.2561321, 502.2561128, 502.2561575, 502.2561576 | U1 260 | 8C-3636 | — |
| 520.25800, 520.25810, 520.25830 | U1 260 | 8C-3636 | — |
| 917.25700, 917.25701 | U1 260 | 8C-3636 | — |
| All Compact, Custom, Suburban, SS | U1 230 | 8C-3636 | — |
| Pre 1966 Suburban Tractors | U1 260 | 8C-3636 | — |
| SIMPLICITY MFG. COMPANY | | | |
| Chipper Vacuum | | | |
| 8/25SE | U1 195 | 8C-3636 | — |
| Lawn & Garden Tractors/Mowers | | | |
| ZT18H, ZT16H, ZT14H (2002) | U1 195 | 8C-3636 | — |
| 176TH, 18CFC | 26R 540 | 250-0489{32} | — |
| 5010, 7010, 7012, 7013, 7014 | 22NF 340 | 250-0487{26} | — |
| 7016, 7016H, 7016M, 7112, 7116 | 22NF 340 | 250-0487{26} | — |
| 7117, 7119, 990755, 990756 | 22NF 340 | 250-0487{26} | — |
| 7790 | 24 465 | 153-5656 | 8C-3600 |
| 9020 | 70 525 | 7X-6100{32} | 250-0489{32} |
| 990757, 990758, 990759 | 22NF 340 | 250-0487{26} | — |
| Command 20, Command 25 | 22NF 500 | 250-0487{26} | — |
| Coronet 12H, Coronet 13H, Coronet 14H | U1 200 | 8C-3636 | — |
| Coronet 16H, Coronet 400, Coronet 2400 | U1 200 | 8C-3636 | — |
| Coronet 9G, 11G, 12G | U1 220 | 8C-3636 | — |
| DM 95D Series | 22NF 500 | 250-0487{26} | — |
| Express 14.5G, Express 15.5H, Express 17H | U1 195 | 8C-3636 | — |
| FD 620 Series | 22NF 500 | 250-0487{26} | — |
| FD620 Series | 22NF 500 | 250-0487{26} | — |
| Hydrostatic 16H | U1 195 | 8C-3636 | — |
| Javelin | U1 230 | 8C-3636 | — |
| Legacy 2000, Legacy 2900, Legacy 25, Legacy XL | 51 450 | 250-0488{26} | — |
| Prestige 1800, Prestige 2800 | 51 450 | 250-0488{26} | — |
| Regent 12G, Regent 12H, Regent 14G, Regent 14H | U1 230 | 8C-3636 | — |
| Regent 15H, Regent 16G, Regent 16H, Regent 17H, Regent 18G | U1 230 | 8C-3636 | — |
| Regent 500 & 2500, Front Cut 16H | U1 260 | 8C-3636 | — |
| Sovereign 18H, Sovereign 18PS | 26R 390 | 250-0489{32} | — |
| Sun Star 20H, Sun Star 18H | 26R 390 | 250-0489{32} | — |
| Sun Star 8000 Series | 22F 425 | 3T-5859 | 250-0489 |
| Legacy Command 20 | | | |
| 20H, 2020H, 2920H | 51 450 | 250-0488{26} | — |
| Legacy Command 25 | | | |
| 25H, 2025H, 2925H | 51 450 | 250-0488{26} | — |
| Legacy DM95D | | | |
| 2024D, 2924D | 51 450 | 250-0488{26} | — |
| 24.5H - Diesel | 51 450 | 250-0488{26} | — |
| Legacy FD620 | | | |
| 20LC, 2020LC, 2920LC | 51 450 | 250-0488{26} | — |

| MAKE / EQUIPMENT TYPE / MODEL | Notes | REPLACEMENT | |
|--|-------------|--------------|--------------|
| | | Option 1 | Option 2 |
| SNAPPER | | | |
| (Comet) | | | |
| 250Z Series (2007-06) | U1 230 {57} | 8C-3636{26} | — |
| LT200/300 Series (2007-06) | U1 230 {57} | 8C-3636{26} | — |
| Great Dane rider | 70 450 | 7X-6100{32} | 250-0489{32} |
| LT 145H33, LT 145H38, LT 150H38 | U1 220 | 8C-3636{26} | — |
| LT 150H331BU, LT 150H381BU | U1 220 | 8C-3636{26} | — |
| LT 150HGKU, LT 160H42HBU | U1 220 | 8C-3636{26} | — |
| LT 160H42, LT 180H48, LT 200H48 | U1 220 | 8C-3636{26} | — |
| LT 180H421U2, LT 200H481BU2 | U1 220 | 8C-3636{26} | — |
| LT-11, LT-12, LT-12D | U1 260 {53} | 8C-3636{26} | — |
| LT-16, 1233, Z1801K | U1 260 {53} | 8C-3636{26} | — |
| Yard Cruiser | | | |
| HZS15423, HZS18483 | U1 190 | 8C-3636{26} | — |
| YZ 145332, YZ 14538, HZS 15422 | U1 190 | 8C-3636{26} | — |
| YZ 145333, YZ 15384BUE, YZ 20484BUE | U1 190 | 8C-3636{26} | — |
| YZ 16424BUE, YZ 15334BUE, YZ14538 | U1 190 | 8C-3636{26} | — |
| YZ145333, HZS18482 | U1 190 | 8C-3636{26} | — |
| SPEEDEX TRACTOR COMPANY | | | |
| 1020, 1030, 1320, 1330, 1632 | U1 260 | 8C-3636 | — |
| 1240, 1240M, 1640, 1640M | U1 260 | 8C-3636 | — |
| 1722, 1732, 1822 | U1 260 | 8C-3636 | — |
| S-17, S-18, S-19, S-24, 820, 840 | U1 260 | 8C-3636 | — |
| STEINER | | | |
| All Other Models | | | |
| All | 26R 450 | 250-0489{32} | — |
| Garden & Compact Tractors | | | |
| 202, 410, 415 | U1 235 | 8C-3636 | — |
| 220, 230, 430 Classic, 430 Max, 525 | 26R 450 | 250-0489{32} | — |
| Zero-Turn Mowers | | | |
| ZTM200, ZTM202, ZTM219, ZTM325 | U1 235 | 8C-3636 | — |
| STRONGLAND | | | |
| (ARMSTRONG) | | | |
| Garden & Compact Tractors | | | |
| 7200, 7400 | 26 450 | 8C-3600 | 250-0489{32} |
| SWISH-ERR | | | |
| ZT 1436B, ZT 18542, ZT2250 | U1 230 | 8C-3636 | — |
| ZT 2560, ZT 2350 | U1 230 | 8C-3636 | — |
| SYCAMORE MFG. COMPANY | | | |
| 732E | U1 195 | 8C-3636 | — |
| TORO/WHEEL HORSE | | | |
| Garden & Compact Tractors | | | |
| 1000-L, 120, 220 | 26 440 | 8C-3600 | 250-0489{32} |
| 1200-HMR, 1600-HMR | U1 195 | 8C-3636 | — |
| 210-5, 210-H, 212-5, 212-H | U1 195 | 8C-3636 | — |
| 216-5, 216-H, 310-8, 310-H | U1 195 | 8C-3636 | — |
| 265-6, 266-H, 312, 415 Hydro | U1 260 | 8C-3636 | — |
| 312-8, 312-H, 314-8, 416-H | U1 195 | 8C-3636 | — |
| 312-8, 314-8 | U1 210 | 8C-3636 | — |
| 416 XT | U1 260 | 8C-3636 | — |
| 520-8, 520-H, 612-Z, 616-Z | U1 195 | 8C-3636 | — |
| 523Dxi - Diesel | 26 495 | 8C-3600 | 250-0489{32} |
| 620-Z, 724-Z | U1 195 | 8C-3636 | — |

L & G / Small Engine

Lawn & Garden / Small Engine TORO/WHEEL HORSE – WHITE OUTDOOR PRODUCTS



IMPORTANT NOTE: BATTERIES CAN EXPLODE! Always wear safety glasses AND shield eyes when working around batteries. Always check for proper polarity and sufficient terminal clearance BEFORE final installation to avoid dangerous sparks, potential explosion, possible severe personal injury and/or expensive electrical system and/or vehicle/equipment damage or fire.

L & G / Small Engine

| MAKE / EQUIPMENT TYPE / MODEL | Notes | REPLACEMENT | |
|--|-------|--------------|--------------|
| | | Option 1 | Option 2 |
| TORO/WHEEL HORSE (Continued) | | | |
| Outdoor Power Equipment/Tractors | | | |
| 11-32, 12-32, 13-32 U1 155 | | 8C-3636 | – |
| 12-32XL, 13-38XL, 14-38HXL U1 155 | | 8C-3636 | – |
| 15-38HXL, 16-44HXL U1 155 | | 8C-3636 | – |
| 16-38HXL, 16-38XL, 17-44HXL U1 155 | | 8C-3636 | – |
| 21-42, 37300, 37351 U1 230 | | 8C-3636 | – |
| 210, 212, 216, 310, 612, 620, 724 U1 155 | | 8C-3636 | – |
| 300 Series, 400 XT Series U1 230 | | 8C-3636 | – |
| 3100, 3200 24 370 | | 153-5656 | 8C-3600 |
| 315-8 U1 195 | | 8C-3636 | – |
| 4000-D, 4100-D, 4700-D 24 650 | | 127-0826 | 127-0824 |
| 5200-D, 5400-D, 5500-D 26 430 | | 8C-3600 | 250-0489{32} |
| 56027, 56033, 56044 U1 230 | | 8C-3636 | – |
| 57300, 57351, 57356, 57360 U1 230 | | 8C-3636 | – |
| 580-D 24 815 | | 127-0826 | 127-0824 |
| 6500-D, 6700-D 24 650 | | 127-0826 | 127-0824 |
| 9-40, 9-44, 10-32, 11-32, 11-38, 11-44 U1 155 | | 8C-3636 | – |
| 940, 55150, 55151, 55152 U1 195 | | 8C-3636 | – |
| Big Red, CT-7, LT-6, LT-7, LT-7E U1 195 | | 8C-3636 | – |
| Front Runner 22NF 340 | | 250-0487{26} | – |
| Ground Master 117, Ground Master 120, TE-10 U1 230 | | 8C-3636 | – |
| Ground Master 200, Ground Master 300 Series 26 440 | | 8C-3600 | 250-0489{32} |
| Ground Master 52, Ground Master 220 26R 450 | | 250-0489{32} | – |
| Ground Master 72 24 330 | | 153-5656 | 8C-3600 |
| Pro Line 620Z, Pro Line 724Z U1 195 | | 8C-3636 | – |
| TE-12, 7-25, 8-25, 8-32, 9-32, 9-38 U1 155 | | 8C-3636 | – |
| Turf Sweeper(18 Hp Kohler) 24 500 | | 153-5656 | 8C-3600 |
| Twister 1600 ATV, Z Master U1 195 | | 8C-3636 | – |
| Z Master Commercial, Z18-52 U1 195 | | 8C-3636 | – |
| Walk-Behind Mowers | | | |
| Pro Line 37, Pro Line52, Pro Line 62 U1 195 | | 8C-3636 | – |
| Zero-Turn Mowers | | | |
| 14-38Z, 15-44Z, 16-42Z U1 260 | | 8C-3636 | – |
| 16-44Z, 17-44Z, 17-52Z U1 260 | | 8C-3636 | – |
| 18-44Z, 18-44ZX, 19-52ZX U1 260 | | 8C-3636 | – |
| 400 Series, Z100 U1 260 | | 8C-3636 | – |
| 500 Series - Diesel 26 525 | | 8C-3600 | 250-0489{32} |
| 500 Series - Gas U1 260 | | 8C-3636 | – |
| Z100, Z200, Z235, Z255, Z280, Z350 U1 260 | | 8C-3636 | – |
| TROY BUILT | | | |
| Lawn & Garden Tractors/Mowers | | | |
| 13 Hp Gear, 13-32, 13-38XL U1 230 | | 8C-3636 | – |
| 14-38-HXL, 15 Hp, 15 Hp Gear U1 230 | | 8C-3636 | – |
| 16 Hp, 16-44HXL, 18 Hp U1 230 | | 8C-3636 | – |
| 361106, 361107, 361113 U1 230 | | 8C-3636 | – |
| 5-8, 11-32, 12-32XL, 13 Hp U1 230 | | 8C-3636 | – |
| Rototillers | | | |
| Horse, Big Red Horse U1 235 | | 8C-3636 | – |

| MAKE / EQUIPMENT TYPE / MODEL | Notes | REPLACEMENT | |
|---|-------|--------------|----------|
| | | Option 1 | Option 2 |
| TRU-TEST | | | |
| If model is not listed, refer to General Power. | | | |
| Lawn & Garden Tractors/Mowers | | | |
| 6-1036ES, 7-1036DE-5 U1 260 | | 8C-3636 | – |
| Tru-Test U1 260 | | 8C-3636 | – |
| WDE-8325, WDE-10365, WE-8325 U1 260 | | 8C-3636 | – |
| WE-10365, 2-832E5, 3-83DE-5 U1 260 | | 8C-3636 | – |
| TURFMASTER | | | |
| 12/36, 12/39 U1 195 | | 8C-3636 | – |
| 18/42 U1 260 | | 8C-3636 | – |
| ULTRA | | | |
| (Div. of Murray, Inc.) | | | |
| Garden & Compact Tractors | | | |
| 15.5 Hp/42", 17 Hp/46" U1 250 | | 8C-3636 | – |
| 19Hp/46", 20 Hp/46" U1 250 | | 8C-3636 | – |
| VECTRAL | | | |
| (Div. of Murray, Inc.) | | | |
| Garden & Compact Tractors | | | |
| 13Hp/40", 15 Hp/42", 16.5 Hp/42" U1 165 | | 8C-3636 | – |
| Lawn & Garden Tractors/Mowers | | | |
| 11.5 Hp/30" U1 165 | | 8C-3636 | – |
| VENTRAC | | | |
| 3100 (2010-06) 22NF 410 | | 250-0487{26} | – |
| 3200 (2010-06) 22NF 410 | | 250-0487{26} | – |
| 4200 VXD, Ventrac 3000, 4100, 4100 VDX 22NF 410 | | 250-0487{26} | – |
| VOELLER, INC. | | | |
| SS-7 U1 260 | | 8C-3636 | – |
| WALKER MOWERS | | | |
| All models U1 235 | | 8C-3636 | – |
| WHEEL HORSE PRODUCTS, INC. | | | |
| Garden & Compact Tractors | | | |
| 12-32XL, 13-38XL U1 235 | {53} | 8C-3636 | – |
| 14-38HXL, 16-44HXL U1 235 | {53} | 8C-3636 | – |
| 266-H, 314 Hydro U1 260 | | 8C-3636 | – |
| 415 Hydro, 520 Hydro, 312 A50 U1 195 | | 8C-3636 | – |
| Charger 10, Charger 12, C100, C120, C160 22NF 410 | | 250-0487{26} | – |
| Electro 12, GT-14, Raider 10, Raider 12 22NF 410 | | 250-0487{26} | – |
| Lawn & Garden Tractors/Mowers | | | |
| 13-32, 21-42 U1 195 | {53} | 8C-3636 | – |
| 8-25, 11-32, 13-22 U1 195 | {53} | 8C-3636 | – |
| WHEELER | | | |
| See General Power | | | |
| WHITE OUTDOOR PRODUCTS | | | |
| Lawn & Garden Tractors/Mowers | | | |
| LR927 (2010-00) U1 190 | | 8C-3636 | – |
| LT-1450 (2000) U1 190 | | 8C-3636 | – |
| LT-1450 (1999) U1 190 | | 8C-3636 | – |
| 1600, 1650 26R 450 | | 250-0489{32} | – |

{26} Replacement battery is wider than OE. Hold-down and/or tray replacement may be necessary.
 {29} Battery hold-down may need to be replaced and/or modified. Battery cable replacement may be necessary.
 {32} Replacement battery is longer than OE. Hold-down and/or tray replacement may be necessary.
 {50} OE battery is reverse terminal. U1 may be substituted. Cable change may be necessary.
 {51} Can be used as a possible alternative to OE battery. {53} Some models were supplied with manifold vented battery.

Lawn & Garden / Small Engine WHITE OUTDOOR PRODUCTS – ZIPPER

IMPORTANT NOTE: BATTERIES CAN EXPLODE! Always wear safety glasses AND shield eyes when working around batteries. Always check for proper polarity and sufficient terminal clearance BEFORE final installation to avoid dangerous sparks, potential explosion, possible severe personal injury and/or expensive electrical system and/or vehicle/equipment damage or fire.

| MAKE / EQUIPMENT TYPE / MODEL | Notes | REPLACEMENT | |
|--|----------|--------------|--------------|
| | | Option 1 | Option 2 |
| WHITE OUTDOOR PRODUCTS (Continued) | | | |
| Lawn & Garden Tractors/Mowers (Continued) | | | |
| FR-2, FR-1800, FR-2000C | U1 260 | 8C-3636 | — |
| GT 225, GT 2150, GT 2550 | U1 260 | 8C-3636 | — |
| GT-1050, GT-1600, GT-1650 | 22F 425 | 3T-5859 | 250-0489 |
| GT-180, LTG-165 | U1 260 | 8C-3636 | — |
| GT-255, LT-14 | U1 260 | 8C-3636 | — |
| L15, LT1500, LT1650, LT1850 | U1 260 | 8C-3636 | — |
| LT 1855 | U1 260 | 8C-3636 | — |
| LT1600, LT1800, LT1855, LT11650 | U1 260 | 8C-3636 | — |
| LT2150, LT13, LT1300 | U1 260 | 8C-3636 | — |
| WIKOV | | | |
| (Wisc. Utility Tractors: Eng.) | | | |
| 1515, 2500, 2512, 2515 | U1 190 | 8C-3636 | — |
| 2516, 2520, 4320 | U1 190 | 8C-3636 | — |
| Outdoor Power Equipment/Tractors | | | |
| 5000, 5013, 5032, 5033 | 31A 725 | 127-0826{29} | 127-0824{29} |
| WISCONSIN MARINE | | | |
| Jaguar 61 | 26R 540 | 250-0489{32} | — |
| T1661 | 22NF 340 | 250-0487{26} | — |
| WOODS | | | |
| Outdoor Power Equipment/Tractors | | | |
| 1250 | U1 245 | 8C-3636 | — |
| 1850, 1860 | 70 450 | 7X-6100{32} | 250-0489{32} |
| Zero-Turn Mowers | | | |
| M2250 (2003-99) | U1 245 | 8C-3636 | — |
| 5182, 6140, 6160, 6180, 6182 | U1 245 | 8C-3636 | — |
| 6200, 6210, 6215, 6250, 6225 | U1 245 | 8C-3636 | — |
| R1540, M2560 | U1 245 | 8C-3636 | — |
| YAMAHA | | | |
| YT3600, YT5700 | U1 260 | {51} | 8C-3636 |
| YT6700, YT6800 | U1 260 | {51} | 8C-3636 |
| YANMAR | | | |
| GT14, YM140, YM189 | 51 450 | 250-0488{26} | — |
| YM220 | 24 550 | 153-5656 | 8C-3600 |
| YARD MACHINE | | | |
| (by MTD) | | | |
| Lawn & Garden Tractors/Mowers | | | |
| 12.5 Hp 38" | U1 230 | 8C-3636 | — |
| 14.5 Hp 42", 15.4 Hp 42" | U1 230 | 8C-3636 | — |
| 16.5 Hp 42", 17 Hp 46" | U1 230 | 8C-3636 | — |
| 18 Hp 46" | U1 230 | 8C-3636 | — |
| 18.5 Hp 46" | U1 230 | 8C-3636 | — |
| YARD PRO | | | |
| 3390, 3400, 3480, 3770 | U1 245 | 8C-3636 | — |
| 3810, 13665, 13675 | U1 245 | 8C-3636 | — |
| YAZOO/KEES | | | |
| Dig-It Models | | | |
| 148, 158 | 22NF 340 | {50} | 250-0487{26} |
| Lawn & Garden Tractors/Mowers | | | |
| YTBS-D265, YTKC25 | 34 810 | 127-0826 | — |
| YTKC22, YTBSV18 | 26 440 | 8C-3600 | 250-0489{32} |
| Outdoor Power Equipment/Tractors | | | |
| Eagle V, 27.5 HP - Diesel | 24 625 | 153-5656 | 3T-5857 |
| TR42, YHR16B, YHR18.5W, YHR23K | 26R 540 | 250-0489{32} | — |
| YR36, YR48, YR60, YR76 | 26R 540 | 250-0489{32} | — |

| MAKE / EQUIPMENT TYPE / MODEL | Notes | REPLACEMENT | |
|------------------------------------|--------|-------------|--------------|
| | | Option 1 | Option 2 |
| YAZOO/KEES (Continued) | | | |
| Walk-Behind Mowers | | | |
| YHRK20, YHRLK20, YHRLK23 | 70 525 | 7X-6100{32} | 250-0489{32} |
| YHRK230, YHRLD25, YHRLD212 | 70 525 | 7X-6100{32} | 250-0489{32} |
| YTK25, YTKC22 | 70 525 | 7X-6100{32} | 250-0489{32} |
| YT Series | | | |
| YTBSV18, YTKCZ22 | 70 525 | 7X-6100{32} | 250-0489{32} |
| YTKC25, YTBS-D265 | 70 525 | 7X-6100{32} | 250-0489{32} |
| Zero-Turn Mowers | | | |
| ZCBI48180 (CONSUMER Z) | | | |
| (2010-06) | U1 245 | 8C-3636 | — |
| ZEKW42170 (ESTEEM SERIES) | | | |
| (2010-06) | U1 245 | 8C-3636 | — |
| ZEKW52210 (ESTEEM SERIES) | | | |
| (2010-06) | U1 245 | 8C-3636 | — |
| ZMKW48171 (MID MAX) | | | |
| (2010-06) | U1 245 | 8C-3636 | — |
| ZVKH72302 (MAX 2) (2010-06) | U1 245 | 8C-3636 | — |
| ZVKJ61302 (MAX 2) (2010-06) | U1 245 | 8C-3636 | — |
| ZHDD61271 (MEGA MAX) | | | |
| (2010-04) | U1 245 | 8C-3636 | — |
| ZHDD72341 (MEGA MAX) | | | |
| (2010-04) | U1 245 | 8C-3636 | — |
| ZMB48181 (MID MAX) (2010-04) | U1 245 | 8C-3636 | — |
| ZMKH52231 (MID MAX) (2010-04) | U1 245 | 8C-3636 | — |
| ZMKW48191 (MID MAX) (2010-04) | U1 245 | 8C-3636 | — |
| ZMKW52211 (MID MAX) (2010-04) | U1 245 | 8C-3636 | — |
| ZMKW52231 (MID MAX) (2010-04) | U1 245 | 8C-3636 | — |
| ZMKW61231 (MID MAX) (2010-04) | U1 245 | 8C-3636 | — |
| ZVHO61242 (MAX 2) (2010-04) | U1 245 | 8C-3636 | — |
| ZVKH61272 (MAX 2) (2010-04) | U1 245 | 8C-3636 | — |
| ZVKH72272 (MAX 2) (2010-04) | U1 245 | 8C-3636 | — |
| ZVKW52252 (MAX 2) (2010-04) | U1 245 | 8C-3636 | — |
| ZVKW61252 (MAX 2) (2010-04) | U1 245 | 8C-3636 | — |
| ZKHP52253 (2003-99) | U1 245 | 8C-3636 | — |
| ZKW52233 (2003-99) | U1 245 | 8C-3636 | — |
| ZKW61233 (2003-99) | U1 245 | 8C-3636 | — |
| ZKHP52233 (2003-98) | U1 245 | 8C-3636 | — |
| ZKHP61253 (2003-98) | U1 245 | 8C-3636 | — |
| ZKWQL48171 (2003-98) | U1 245 | 8C-3636 | — |
| ZKWQL48191 (2003-98) | U1 245 | 8C-3636 | — |
| ZKWQL42171 (2003-00) | U1 245 | 8C-3636 | — |
| ZAPPER | | | |
| Lawn & Garden Equipment | | | |
| TS-14 | U1 250 | 8C-3636 | — |
| TS-18 | U1 250 | 8C-3636 | — |
| TS-20 | U1 250 | 8C-3636 | — |
| TS-2093K | U1 250 | 8C-3636 | — |
| TS-22 | U1 250 | 8C-3636 | — |
| TS-2293 | U1 250 | 8C-3636 | — |
| TS-25 | U1 250 | 8C-3636 | — |
| TS-950-D | U1 250 | 8C-3636 | — |
| TS-950-G | U1 250 | 8C-3636 | — |
| ZIPPER | | | |
| TS-14, TS-18, TS-20, TS-22, TS-25 | U1 250 | 8C-3636 | — |
| TS-950-G, STS-23, STS-27 | U1 250 | 8C-3636 | — |
| TS2093K, TS2293, TS-950-D | U1 250 | 8C-3636 | — |

L & G / Small Engine



A series of horizontal lines for taking notes, spanning the width of the page.

CUBIC INCH TO LITER INTERCHANGE

| Cu. Inch | Liter | Cu. Inch | Liter | Cu. Inch | Liter |
|----------------------------|-------|------------------------|-------|----------------------|-------|
| AMC 4 Cylinder | | Ford 4 Cylinder | | GM 5 Cylinder | |
| 121 | 2.0 | 98 | 1.6 | 214 | 3.5 |
| 150, 151 | 2.5 | 110 | 1.8 | GM 6 Cylinder | |
| AMC 6 Cylinder | | 116 | 1.9 | 216 | 3.5 |
| 195, 195.6, 199 | 3.2 | 121, 122 | 2.0 | 235 | 3.9 |
| 232 | 3.8 | 134 | 2.2 | 250 | 4.1 |
| 258 | 4.2 | 140 | 2.3 | 256 | 4.2 |
| AMC 8 Cylinder | | 153 | 2.5 | 261 | 4.3 |
| 250 | 4.1 | Ford 6 Cylinder | | 292 | 4.8 |
| 287 | 4.7 | 144 | 2.4 | GM V-6 | |
| 290 | 4.8 | 170 | 2.8 | 171, 173 | 2.8 |
| 304 | 5.0 | 200 | 3.3 | 184 | 3.0 |
| 327 | 5.4 | 223 | 3.7 | 191 | 3.1 |
| 343 | 5.6 | 230, 232 | 3.8 | 196 | 3.2 |
| 350 | 5.7 | 240 | 3.9 | 200, 204 | 3.3 |
| 360 | 5.9 | 250 | 4.1 | 207 | 3.4 |
| 390 | 6.4 | 300 | 4.9 | 214 | 3.5 |
| 401 | 6.6 | Ford V-6 | | 220 | 3.6 |
| Chrysler 4 Cylinder | | 159 | 2.6 | 229, 230, 231 | 3.8 |
| 84 | 1.4 | 171 | 2.8 | 252 | 4.1 |
| 90 | 1.5 | 177 | 2.9 | 260, 262 | 4.3 |
| 98 | 1.6 | 183 | 3.0 | GM 8 Cylinder | |
| 104.7, 105 | 1.7 | Ford 8 Cylinder | | 250 | 4.1 |
| 120 | 2.0 | 255 | 4.2 | 318 | 5.2 |
| 135 | 2.2 | 302 | 5.0 | GM V-8 | |
| 153, 156 | 2.6 | 351 | 5.8 | 244 | 4.0 |
| Chrysler 6 Cylinder | | 361 | 5.9 | 250 | 4.1 |
| 170 | 2.8 | 370 | 6.1 | 260, 262, 265 | 4.3 |
| 198 | 3.2 | 390 | 6.4 | 267 | 4.4 |
| 225 | 3.7 | 400 | 6.6 | 280, 283 | 4.6 |
| Chrysler 8 Cylinder | | 420, 421 | 6.9 | 292 | 4.8 |
| 273 | 4.5 | 429 | 7.0 | 301 | 4.9 |
| 313 | 5.1 | 460 | 7.5 | 302, 305, 307 | 5.0 |
| 318 | 5.2 | 477 | 7.8 | 323 | 5.3 |
| 340 | 5.6 | 534 | 8.8 | 327 | 5.4 |
| 350 | 5.7 | GM 3 Cylinder | | 348, 350 | 5.7 |
| 354 | 5.8 | 60 | 1.0 | 366, 368 | 6.0 |
| 360, 361 | 5.9 | GM 4 Cylinder | | 395, 396 | 6.5 |
| 383 | 6.3 | 85 | 1.4 | 400, 402, 403 | 6.6 |
| 400 | 6.6 | 92 | 1.5 | 409 | 6.7 |
| 413 | 6.7 | 98 | 1.6 | 425, 427 | 7.0 |
| 426 | 7.0 | 110, 111, 112 | 1.8 | 454 | 7.4 |
| 440 | 7.2 | 119 | 1.9 | 455 | 7.5 |
| 446 | 7.3 | 121, 122 | 2.0 | 496 | 8.1 |
| | | 134, 137 | 2.2 | | |
| | | 138, 140 | 2.3 | | |
| | | 146 | 2.4 | | |
| | | 151, 153 | 2.5 | | |
| | | 173 | 2.8 | | |

Footnote: 1 Liter = 1000cc (Cubic Centimeter)
 Liters x 1,000 = cc's (Cubic Centimeter)
 example: 2.8 L x 1,000 = 2,800 cc's (Cubic Centimeter)

REFERENCE

INDEX BY MODEL

PASSENGER CARS, LIGHT TRUCKS, VANS & MINI-VANS



| MODEL | MAKE | MODEL | MAKE | MODEL | MAKE |
|-------------|---------------|-------------|---------------|-------------|---------------|
| 1 1/2 Litre | Riley | 1400 | UD | 2000 | BMW |
| 1.5 | Riley | 142 | Volvo | 2000 | International |
| 100 | Audi | 144 | Volvo | 2000 | Lancia |
| 100 | International | 145 | Hino | 2000 | Nissan |
| 100 | Rover | 145 | Volvo | 2000 | Rover |
| 100 Quattro | Audi | 148L | Delahaye | 2000 | UD |
| 100 Series | Audi | 15 | Citroen | 2000 GTX | Dodge |
| 1000 | Abarth | 15/50 | Wolseley | 2000 GTX | Eagle |
| 1000 | DKW | 15/60 | Wolseley | 2000c | BMW |
| 1000 | International | 150 | International | 2000cs | BMW |
| 1000 | NSU | 1500 | BMW | 2000GT | Toyota |
| 1000 | Simca | 1500 | Fiat | 2000ti | BMW |
| 1000 | Wartburg | 1500 | HRG | 2000tii | BMW |
| 1000 MB | Skoda | 1500 | Siata | 2002 | BMW |
| 1000 Series | GMC | 1500 | Wolseley | 2002ti | BMW |
| 1000A | International | 1500 Series | GMC | 2002tii | BMW |
| 1000B | International | 1500 Super | Denzel | 200CS | Siata |
| 1000C | International | 1600 | Abarth | 200D | Mercedes-Benz |
| 1000D | International | 1600 | BMW | 200SX | Nissan |
| 1010 | International | 1600 | Nissan | 202 | Cisitalia |
| 104 | Daimler | 1600 | Oscsa | 203 | Peugeot |
| 105 | Rover | 1600 | Siata | 208S | Siata |
| 11 | Citroen | 1600 GT | Glas | 210 | Nissan |
| 110 | NSU | 1600-2 | BMW | 2100 | Fiat |
| 1100 | Fiat | 1600ti | BMW | 212 | Ferrari |
| 1100 | Goliath | 1602 | BMW | 219 | Mercedes-Benz |
| 1100 | Hansa | 164 | Alfa Romeo | 22-210 | Kenworth |
| 1100 | HRG | 164 | Volvo | 220 | Mercedes-Benz |
| 1100 | MG | 165 | Hino | 220 | Peterbilt |
| 1100 | UD | 166 | Ferrari | 220A | Mercedes-Benz |
| 1100A | International | 170 | Mercedes-Benz | 220D | Mercedes-Benz |
| 1100B | International | 170 S | Mercedes-Benz | 220S | Mercedes-Benz |
| 1100C | International | 170 V | Mercedes-Benz | 220SE | Mercedes-Benz |
| 1100D | Fiat | 1700 | Glas | 224 | Peterbilt |
| 1100D | International | 1700 | Oscsa | 227 | Peterbilt |
| 1101 | Skoda | 1700 GT | Glas | 228i | Maserati |
| 1102 | Skoda | 170S-V | Mercedes-Benz | 230 | Mercedes-Benz |
| 1110 | International | 175 | Delahaye | 2300 | UD |
| 1118 | Simca | 178 | Delahaye | 2300 Sport | Salmon |
| 1150 | Abarth | 180 | Delahaye | 2300DH | UD |
| 1200 | Fiat | 180 | Mercedes-Benz | 2300LP | UD |
| 1200 | Mazda | 1800 | BMW | 230S | Mercedes-Benz |
| 1200 | Moretti | 1800 | Mazda | 230SL | Mercedes-Benz |
| 1200 | Nissan | 1800 | UD | 235 | Delahaye |
| 1200 | Skoda | 1800 | Volvo | 238 | Hino |
| 1200 | UD | 1800CS | UD | 240 | Dual-Ghia |
| 1200A | International | 1800HD | UD | 240 | Volvo |
| 1200B | International | 1800ti | BMW | 240D | Mercedes-Benz |
| 1200C | International | 1802 | BMW | 240SX | Nissan |
| 1200C | NSU | 180A | Mercedes-Benz | 240Z | Nissan |
| 1200D | International | 180B | Mercedes-Benz | 242 | Volvo |
| 1201 | Skoda | 180C | Mercedes-Benz | 244 | Volvo |
| 1204 | Glas | 180D | Mercedes-Benz | 245 | Volvo |
| 1204 | Simca | 185 | Hino | 250 | Daimler |
| 1210 | International | 190 | Mercedes-Benz | 250 | Mercedes-Benz |
| 122 | Volvo | 1900 | Alfa Romeo | 250 | Packard |
| 124 | Fiat | 1900 | Fiat | 250 Europa | Ferrari |
| 128 | Fiat | 1900 | Opel | 250 GT | Ferrari |
| 128i | BMW | 1900C | Alfa Romeo | 250 GTE | Ferrari |
| 13-210 | Kenworth | 190B | Mercedes-Benz | 250 LM | Ferrari |
| 1300 | Abarth | 190C | Mercedes-Benz | 2500 | BMW |
| 1300 | Lada | 190D | Mercedes-Benz | 2500 | TVR |
| 1300 | MG | 190DB | Mercedes-Benz | 2500 Series | GMC |
| 1300 | Siata | 190DC | Mercedes-Benz | 2500M | TVR |
| 1300 | TVR | 190E | Mercedes-Benz | 250C | Mercedes-Benz |
| 1300 | UD | 190SL | Mercedes-Benz | 250S | Mercedes-Benz |
| 1300 GT | Glas | 195 | Ferrari | 250SE | Mercedes-Benz |
| 1300 Super | Denzel | 2 1/2 Liter | Lagonda | 250SL | Mercedes-Benz |
| 1300A | International | 2 1/2 Litre | Riley | 258ALP | Hino |
| 1300B | International | 2.4 | Jaguar | 258LP | Hino |
| 1300C | International | 2.6 | Riley | 2600 | Alfa Romeo |
| 1300D | International | 2.8 Bavaria | BMW | 2600 | BMW |
| 1304 | Glas | 200 | Audi | 2600 | Glas |
| 131 | Fiat | 200 | Griffith | 2600 | UD |
| 1310 | International | 200 | International | 260E | Mercedes-Benz |
| 134 | Delahaye | 200 | Mercedes-Benz | 260Z | Nissan |
| 135 | Delahaye | 200 | Packard | 262 | Volvo |
| 135i | BMW | 200 | Peterbilt | 264 | Volvo |
| 135M | Delahaye | 200 Quattro | Audi | 265 | Peterbilt |
| 135MS | Delahaye | 2000 | Abarth | 265 | Volvo |
| 1400 | Fiat | 2000 | Alfa Romeo | 268 | Hino |

INDEX BY MODEL PASSENGER CARS, LIGHT TRUCKS, VANS & MINI-VANS

| MODEL | MAKE | MODEL | MAKE | MODEL | MAKE |
|----------|---------------|--------------|---------------|------------------|---------------|
| 268A | Hino | 323is | BMW | 4/4 Series II | Morgan |
| 270 | Peterbilt | 325 | BMW | 4/4 Series III | Morgan |
| 275 GT | Ferrari | 325Ci | BMW | 4/4 Series IV | Morgan |
| 275 GTB | Ferrari | 325e | BMW | 4/4 Series V | Morgan |
| 275 GTS | Ferrari | 325es | BMW | 4/44 | Wolseley |
| 275 LM | Ferrari | 325i | BMW | 4/50 | Wolseley |
| 280 | Mercedes-Benz | 325is | BMW | 4/68 | Riley |
| 2800 | BMW | 325iX | BMW | 4/72 | Riley |
| 2800 | UD | 325xi | BMW | 400 | Dodge |
| 2800CS | BMW | 328 | Berkeley | 400 | Vespa |
| 280C | Mercedes-Benz | 328 GTB | Ferrari | 400 Superamerica | Ferrari |
| 280CE | Mercedes-Benz | 328 GTS | Ferrari | 4000 | Audi |
| 280E | Mercedes-Benz | 328Ci | BMW | 4000 | International |
| 280S | Mercedes-Benz | 328i | BMW | 4000 Quattro | Audi |
| 280SE | Mercedes-Benz | 328i xDrive | BMW | 400E | Mercedes-Benz |
| 280SEL | Mercedes-Benz | 328is | BMW | 400GT | Lamborghini |
| 280SL | Mercedes-Benz | 328xi | BMW | 400SE | Mercedes-Benz |
| 280Z | Nissan | 330 | Dodge | 400SEL | Mercedes-Benz |
| 280ZX | Nissan | 330 | Peterbilt | 401 | Bristol |
| 2CV | Citroen | 330 GT | Ferrari | 402 | Bristol |
| 2R10 | Studebaker | 330 GTC | Ferrari | 402 | Moskvich |
| 2R11 | Studebaker | 330 GTS | Ferrari | 403 | Bristol |
| 2R5 | Studebaker | 3300 | UD | 403 | Peugeot |
| 2R6 | Studebaker | 330Ci | BMW | 404 | Bristol |
| 3 | Mazda | 330i | BMW | 404 | Peugeot |
| 3 Litre | Lagonda | 330xi | BMW | 405 | Bristol |
| 3-6 | DKW | 335 | Peterbilt | 405 | Peugeot |
| 3-Litre | Rover | 335d | BMW | 406 | Bristol |
| 3.0CS | BMW | 335i | BMW | 407 | Bristol |
| 3.0CSi | BMW | 335i xDrive | BMW | 407 | Moskvich |
| 3.0CSL | BMW | 335xi | BMW | 408 | Bristol |
| 3.0S | BMW | 338 | Hino | 409 | Bristol |
| 3.0Si | BMW | 338CT | Hino | 410 | Bristol |
| 3.4 | Jaguar | 340 | Jaguar | 410 | Nissan |
| 3.8 | Jaguar | 340 America | Ferrari | 410 Superamerica | Ferrari |
| 300 | Chrysler | 342 America | Ferrari | 411 | Bristol |
| 300 | Ford | 348 GTB | Ferrari | 411 | Nissan |
| 300 | Mercedes-Benz | 348 GTS | Ferrari | 411 | Volkswagen |
| 300 | Packard | 348 Spider | Ferrari | 412 | Volkswagen |
| 3000 | International | 348 TB | Ferrari | 420 | Jaguar |
| 3000 | UD | 348 TS | Ferrari | 420SEL | Mercedes-Benz |
| 3000 GT | Glas | 3500 | Rover | 425 | Maserati |
| 3000GT | Mitsubishi | 3500GT | Maserati | 427 | AC |
| 3000HD | UD | 3500GTI | Maserati | 428 | AC |
| 3000M | TVR | 3500S | Rover | 430i | Maserati |
| 3000SD | UD | 350GT | Lamborghini | 44 | DAF |
| 300B | Mercedes-Benz | 350SD | Mercedes-Benz | 440 | Dodge |
| 300C | Mercedes-Benz | 350SDL | Mercedes-Benz | 440 | Skoda |
| 300CD | Mercedes-Benz | 350SL | Mercedes-Benz | 442 | Oldsmobile |
| 300CE | Mercedes-Benz | 350Z | Nissan | 444 | Volvo |
| 300D | Mercedes-Benz | 356 | Porsche | 445 | Volvo |
| 300E | Mercedes-Benz | 356A | Porsche | 450SE | Mercedes-Benz |
| 300M | Chrysler | 356B | Porsche | 450SEL | Mercedes-Benz |
| 300S | Mercedes-Benz | 356C | Porsche | 450SL | Mercedes-Benz |
| 300SC | Mercedes-Benz | 356SC | Porsche | 450SLC | Mercedes-Benz |
| 300SD | Mercedes-Benz | 360 | Ferrari | 456 GT | Ferrari |
| 300SDL | Mercedes-Benz | 360 | Sterling | 456 GTA | Ferrari |
| 300SE | Mercedes-Benz | 360 | Subaru | 456 M | Ferrari |
| 300SEL | Mercedes-Benz | 365 GT | Ferrari | 456 M GT | Ferrari |
| 300SL | Mercedes-Benz | 365 GT4 | Ferrari | 456 M GTA | Ferrari |
| 300TD | Mercedes-Benz | 365 GT4 BB | Ferrari | 475 | Jeep |
| 300TE | Mercedes-Benz | 365 GTB/4 | Ferrari | 4CV | DKW |
| 300ZX | Nissan | 365 GTC | Ferrari | 4CV | Renault |
| 304 | Peugeot | 365 GTC/4 | Ferrari | 4Runner | Toyota |
| 308 | Hino | 365 GTS | Ferrari | 5 | Mazda |
| 308 GTB | Ferrari | 365 GTS/4 | Ferrari | 5 | Simca |
| 308 GTBi | Ferrari | 370Z | Nissan | 500 | Dual-Ghia |
| 308 GTS | Ferrari | 375 | Monteverdi | 500 | Fiat |
| 308 GTSi | Ferrari | 375 America | Ferrari | 500 | Maico |
| 310 | Nissan | 380SE | Mercedes-Benz | 500 Superfast | Ferrari |
| 311 | Wartburg | 380SEC | Mercedes-Benz | 5000 | Audi |
| 318i | BMW | 380SEL | Mercedes-Benz | 5000 Quattro | Audi |
| 318is | BMW | 380SL | Mercedes-Benz | 500E | Mercedes-Benz |
| 318ti | BMW | 380SLC | Mercedes-Benz | 500M | Kurtis |
| 320 | Nissan | 3R10 | Studebaker | 500SEC | Mercedes-Benz |
| 3200 | BMW | 3R11 | Studebaker | 500SEL | Mercedes-Benz |
| 3200CS | BMW | 3R5 | Studebaker | 500SL | Mercedes-Benz |
| 320i | BMW | 3R6 | Studebaker | 501 | BMW |
| 323 | Mazda | 4.5-Liter | Daimler | 501A | BMW |
| 323Ci | BMW | 4/4 | Morgan | 501B | BMW |
| 323i | BMW | 4/4 Series I | Morgan | 502 | BMW |

INDEX BY MODEL

PASSENGER CARS, LIGHT TRUCKS, VANS & MINI-VANS



| MODEL | MAKE | MODEL | MAKE | MODEL | MAKE |
|-----------------|---------------|--------------|----------------|--------------------|-----------------|
| 503 | BMW | 733i | BMW | A108 Van | Dodge |
| 504 | Peugeot | 735i | BMW | A110 | Alpine |
| 505 | Peugeot | 735iL | BMW | A110 | International |
| 507 | BMW | 740 | Volvo | A112 | International |
| 510 | Nissan | 740i | BMW | A120 | International |
| 512 BB | Ferrari | 740iL | BMW | A122 | International |
| 512 M | Ferrari | 745 | Volvo | A130 | International |
| 512 TR | Ferrari | 745i | BMW | A132 | International |
| 520 Pickup | Nissan | 745Li | BMW | A3 | Audi |
| 521 Pickup | Nissan | 75 | Rover | A310 | Alpine |
| 524td | BMW | 750 | Abarth | A35 | Austin |
| 525i | BMW | 750 | DAF | A4 | Audi |
| 525iT | BMW | 750 | Deutsch-Bonnet | A4 Quattro | Audi |
| 525xi | BMW | 750 | DKW | A40 | Austin |
| 528e | BMW | 750 | Moretti | A5 Quattro | Audi |
| 528i | BMW | 750i | BMW | A6 | Audi |
| 528i xDrive | BMW | 750i xDrive | BMW | A6 Quattro | Audi |
| 528xi | BMW | 750iL | BMW | A6/1500 | Maserati |
| 530 LX | Matra | 750Li | BMW | A6G | Maserati |
| 530i | BMW | 750Li xDrive | BMW | A6G/2000 | Maserati |
| 530xi | BMW | 760 | Volvo | A8 | Audi |
| 533i | BMW | 760i | BMW | A8 Quattro | Audi |
| 535i | BMW | 760Li | BMW | AB120 | International |
| 535i xDrive | BMW | 770 | Amphicar | Acadia | GMC |
| 535is | BMW | 780 | Volvo | Acadian | Pontiac |
| 535xi | BMW | 80 | Audi | Accent | Hyundai |
| 540i | BMW | 80 Quattro | Audi | Acclaim | Plymouth |
| 541 | Jensen | 808 | Mazda | Accord | Honda |
| 541R | Jensen | 810 | Nissan | Accord Crosstour | Honda |
| 541S | Jensen | 825 | Sterling | Ace | AC |
| 544 | Volvo | 827 | Sterling | Aceca | AC |
| 545i | BMW | 840Ci | BMW | Achieva | Oldsmobile |
| 55 | DAF | 850 | Abarth | Acterra | Sterling |
| 550 Maranello | Ferrari | 850 | Deutsch-Bonnet | Adventurer | DeSoto |
| 550i | BMW | 850 | Fiat | Aerio | Suzuki |
| 550i GT | BMW | 850 | Volvo | Aero 8 | Morgan |
| 550T | UD | 850Ci | BMW | Aerostar | Ford |
| 560SEC | Mercedes-Benz | 850CSi | BMW | AIV Roadster | Panoz |
| 560SEL | Mercedes-Benz | 850i | BMW | Alero | Oldsmobile |
| 560SL | Mercedes-Benz | 88 | Oldsmobile | Alexander | Lloyd |
| 57 | Maybach | 880 | Dodge | Alfetta | Alfa Romeo |
| 575 M Maranello | Ferrari | 8C | Alfa Romeo | Allante | Cadillac |
| 599 GTB | Ferrari | 8V | Fiat | Alliance | Renault |
| 6 | Mazda | 9-2X | Saab | Allroad Quattro | Audi |
| 6-226 | Jeep | 9-3 | Saab | Allure | Buick |
| 6-230 | Jeep | 9-5 | Saab | Alpina B7 | BMW |
| 6/80 | Wolseley | 9-7x | Saab | Alpine | Sunbeam |
| 6/90 | Wolseley | 90 | Audi | Altima | Nissan |
| 60 | Rover | 90 | Rover | Altra EV | Nissan |
| 60 Special | Cadillac | 90 Quattro | Audi | AM120 | International |
| 600 | DAF | 900 | Saab | AM130 | International |
| 600 | Dodge | 9000 | Saab | AM132 | International |
| 600 | Fiat | 900A | International | AM80 | International |
| 600 | Honda | 908B | International | Amanti | Kia |
| 600 | Mercedes-Benz | 908C | International | Ambassador | American Motors |
| 600 | Moretti | 911 | Porsche | Ambassador Custom | Nash |
| 6000 | Pontiac | 912 | Porsche | Ambassador Special | Nash |
| 600D | Fiat | 914 | Porsche | Ambassador Super | Nash |
| 600SEC | Mercedes-Benz | 92 | Saab | America | Austin |
| 600SEL | Mercedes-Benz | 924 | Porsche | American | American Motors |
| 600SL | Mercedes-Benz | 928 | Porsche | American | DAF |
| 600T | UD | 929 | Mazda | AMI-6 | Citroen |
| 604 | Peugeot | 92B | Saab | Amica | Siata |
| 610 | Nissan | 93 | Saab | Amigo | Isuzu |
| 612 Scaglietti | Ferrari | 930 | Porsche | AMX | American Motors |
| 616 | Mazda | 93B | Saab | Anglia | Ford |
| 618 | Mazda | 93F | Saab | Apollo | Buick |
| 62 | Maybach | 940 | Volvo | Appia | Lancia |
| 620 | Nissan | 944 | Porsche | Arabella | Lloyd |
| 620 Pickup | Nissan | 95 | Saab | Ariane | Simca |
| 626 | Mazda | 950 | Turner | Aries | Dodge |
| 630CSi | BMW | 96 | Saab | Armada | Nissan |
| 633CSi | BMW | 960 | Volvo | Arnage | Bentley |
| 635CSi | BMW | 968 | Porsche | Aronde | Simca |
| 645Ci | BMW | 98 | Oldsmobile | Arrow | Plymouth |
| 650i | BMW | 99 | Saab | Arrow | Sunbeam |
| 6C 2500 | Alfa Romeo | A-230 | Allstate | Ascender | Isuzu |
| 700 | Maico | A-240 | Allstate | Aspen | Chrysler |
| 7000 | International | A100 | Dodge | Aspen | Dodge |
| 710 | Nissan | A100 | International | Aspire | Ford |
| 720 | Nissan | A102 | International | Astra | Saturn |

INDEX BY MODEL

PASSENGER CARS, LIGHT TRUCKS, VANS & MINI-VANS

| MODEL | MAKE | MODEL | MAKE | MODEL | MAKE |
|----------------|----------------|--------------------|---------------|---------------|---------------|
| Astre | Pontiac | Boxster | Porsche | C5500 Kodiak | Chevrolet |
| Astro | Chevrolet | Brat | Subaru | C5500 Topkick | GMC |
| Atlantic | Austin | Brava | Fiat | C60 | Chevrolet |
| Atom | Fairthorpe | Bravada | Oldsmobile | C60 Kodiak | Chevrolet |
| Atomata | Fairthorpe | Breeze | Plymouth | C6000 | GMC |
| Aura | Saturn | Breezeway | Mercury | C6000 Topkick | GMC |
| Aurelia | Lancia | Bronco | Ford | C63 AMG | Mercedes-Benz |
| Aurora | Oldsmobile | Bronco II | Ford | C6500 Kodiak | Chevrolet |
| Avalanche | Chevrolet | Brooklands | Bentley | C6500 Topkick | GMC |
| Avalanche 1500 | Chevrolet | Brookwood | Chevrolet | C70 | Chevrolet |
| Avalanche 2500 | Chevrolet | Brougham | Cadillac | C70 | Volvo |
| Avalon | Toyota | Brougham | Mercury | C70 Kodiak | Chevrolet |
| Avanti | Avanti | Bullet | Sterling | C7000 | GMC |
| Avanti | Studebaker | C | Ford | C7000 Topkick | GMC |
| Avenger | Dodge | C-1 | Dodge | C7500 Kodiak | Chevrolet |
| Aveo | Chevrolet | C-3 | Dodge | C7500 Topkick | GMC |
| Aveo5 | Chevrolet | C-Series Kodiak | Chevrolet | C900 | International |
| Aviator | Lincoln | C-Series Topkick | GMC | Caballero | GMC |
| Axiom | Isuzu | C-Type | Jaguar | Cabrio | Volkswagen |
| Axxess | Nissan | C-V8 | Jensen | Cabrio | Yugo |
| Azera | Hyundai | C10 | Chevrolet | Cabriolet | Audi |
| Aztek | Pontiac | C10 Panel | Chevrolet | Cabriolet | Volkswagen |
| Azure | Bentley | C10 Pickup | Chevrolet | Calais | Cadillac |
| B-1 | Dodge | C10 Suburban | Chevrolet | Calais | Oldsmobile |
| B-2 | Dodge | C100 | International | Caliber | Dodge |
| B-3 | Dodge | C1000 | International | Caliente | Mercury |
| B-4 | Dodge | C1000 Pickup | GMC | California | Ferrari |
| B100 | Dodge | C102 | International | Camargue | Rolls Royce |
| B100 | International | C110 | International | Camaro | Chevrolet |
| B100 Van | Dodge | C1100 | International | Cambridge | Austin |
| B102 | International | C112 | International | Cambridge | Plymouth |
| B110 | International | C120 | International | Campmobile | Volkswagen |
| B112 | International | C1200 | International | Camry | Toyota |
| B120 | International | C122 | International | Canyon | GMC |
| B122 | International | C130 | International | Capri | Ford |
| B130 | International | C1300 | International | Capri | Lincoln |
| B132 | International | C132 | International | Capri | Mercury |
| B150 | Dodge | C15 | GMC | Caprice | Chevrolet |
| B1500 | Dodge | C15 Suburban | GMC | Caravan | Dodge |
| B1600 | Mazda | C15/C1500 Pickup | GMC | Caravan | Opel |
| B1800 | Mazda | C15/C1500 Suburban | GMC | Caravelle | Plymouth |
| B200 | Dodge | C1500 | Chevrolet | Caravelle | Renault |
| B200 | Mercedes-Benz | C1500 | GMC | Cargo | Freightliner |
| B200 Van | Dodge | C1500 Suburban | Chevrolet | Cargo | Sterling |
| B2000 | Mazda | C1500 Suburban | GMC | Cargostar | International |
| B210 | Nissan | C20 | Chevrolet | Caribbean | Packard |
| B2200 | Mazda | C20 Panel | Chevrolet | Carina | Toyota |
| B2300 | Mazda | C20 Pickup | Chevrolet | Carolina | Kaiser |
| B250 | Dodge | C20 Suburban | Chevrolet | Carrera | Porsche |
| B2500 | Dodge | C220 | Mercedes-Benz | Carrera GT | Porsche |
| B2500 | Mazda | C230 | Mercedes-Benz | Catalina | Pontiac |
| B2600 | Mazda | C240 | Mercedes-Benz | Catera | Cadillac |
| B300 | Dodge | C25 | GMC | Cavalier | Chevrolet |
| B300 Van | Dodge | C25 Suburban | GMC | Cavalier | Packard |
| B3000 | Mazda | C25/C2500 Pickup | GMC | Cayenne | Porsche |
| B350 | Dodge | C25/C2500 Suburban | GMC | Cayman | Porsche |
| B3500 | Dodge | C2500 | Chevrolet | CB300 | Dodge |
| B4000 | Mazda | C2500 | GMC | CC | Volkswagen |
| B9 Tribeca | Subaru | C2500 Suburban | Chevrolet | Celebrity | Chevrolet |
| Baja | Subaru | C2500 Suburban | GMC | Celica | Toyota |
| Barracuda | Plymouth | C280 | Mercedes-Benz | Centurion | Buick |
| Bavaria | BMW | C30 | Chevrolet | Century | Buick |
| Beetle | Volkswagen | C30 | Volvo | CF | Ford |
| Bel Air | Chevrolet | C30 Panel | Chevrolet | CF | International |
| Bellel | Isuzu | C30 Pickup | Chevrolet | Challenger | Dodge |
| Belvedere | Plymouth | C300 | Mercedes-Benz | Challenger | Studebaker |
| Belvedere II | Plymouth | C32 AMG | Mercedes-Benz | Champ | Plymouth |
| Beretta | Chevrolet | C320 | Mercedes-Benz | Champ | Studebaker |
| Berlina | Alfa Romeo | C35 | GMC | Champion | Studebaker |
| Bermuda | Edsel | C35/C3500 Pickup | GMC | Charade | Daihatsu |
| Beta | Lancia | C350 | Mercedes-Benz | Charger | Dodge |
| Biscayne | Chevrolet | C3500 | Chevrolet | Cherokee | Jeep |
| Biturbo | Maserati | C3500 | GMC | Chevelle | Chevrolet |
| Blackhawk | Stutz | C36 AMG | Mercedes-Benz | Chevette | Chevrolet |
| Blackwood | Lincoln | C43 AMG | Mercedes-Benz | Chevy II | Chevrolet |
| Blazer | Chevrolet | C4500 Kodiak | Chevrolet | Chieftain | Pontiac |
| Bobcat | Mercury | C4500 Topkick | GMC | Cimarron | Cadillac |
| Bolide | Arnolt-Bristol | C50 | Chevrolet | Cinq | Simca |
| Bonneville | Pontiac | C5000 | GMC | Cirrus | Chrysler |
| Bora | Maserati | C5000 Topkick | GMC | Citation | Chevrolet |
| Borrego | Kia | C55 AMG | Mercedes-Benz | Citation | Edsel |

INDEX BY MODEL

PASSENGER CARS, LIGHT TRUCKS, VANS & MINI-VANS



| MODEL | MAKE | MODEL | MAKE | MODEL | MAKE |
|--------------------|-----------------|------------------------|-----------------|-----------------|-----------------|
| Citation II | Chevrolet | Cosmo | Mazda | Dakota | Dodge |
| Civic | Honda | Cosmopolitan | Lincoln | Darrin | Darrin |
| Civic del Sol | Honda | Cougar | Mercury | Darrin | Kaiser |
| CJ3 | Jeep | Countach | Lamborghini | Dart | Dodge |
| CJ5 | Jeep | Country Cruiser | Mercury | Dasher | Volkswagen |
| CJ5A | Jeep | Country Sedan | Ford | Dauphine | Renault |
| CJ6 | Jeep | Country Squire | Ford | Daytona | Chrysler |
| CJ6A | Jeep | Countryman | Austin | Daytona | Dodge |
| CJ7 | Jeep | Coupe | Audi | Daytona | Studebaker |
| CL | Acura | Coupe | Maserati | DB | Aston Martin |
| CL500 | Mercedes-Benz | Coupe Quattro | Audi | DB18 | Daimler |
| CL55 AMG | Mercedes-Benz | Courier | Elva | DB2 | Aston Martin |
| CL550 | Mercedes-Benz | Courier | Ford | DB2-4 | Aston Martin |
| CL600 | Mercedes-Benz | Courier Sedan Delivery | Ford | DB3 | Aston Martin |
| CL63 AMG | Mercedes-Benz | Coventry Climax | Turner | DB4 | Aston Martin |
| CL65 AMG | Mercedes-Benz | CR-V | Honda | DB5 | Aston Martin |
| Classic | American Motors | Cranbrook | Plymouth | DB6 | Aston Martin |
| Classic | Chevrolet | Cressida | Toyota | DB7 | Aston Martin |
| Clipper | Packard | Crestline | Ford | DB9 | Aston Martin |
| CLK320 | Mercedes-Benz | Crickit | Plymouth | DBD | Aston Martin |
| CLK350 | Mercedes-Benz | Crossfire | Chrysler | DBS | Aston Martin |
| CLK430 | Mercedes-Benz | Crown | Toyopet | DE27 | Daimler |
| CLK500 | Mercedes-Benz | Crown | Toyota | DE36 | Daimler |
| CLK55 AMG | Mercedes-Benz | Crown Victoria | Ford | Defender 110 | Land Rover |
| CLK550 | Mercedes-Benz | Cruiser | Studebaker | Defender 90 | Land Rover |
| CLK63 AMG | Mercedes-Benz | CRX | Honda | Del Ray | Chevrolet |
| CLS500 | Mercedes-Benz | CS-Series Mid-Liner | Mack | Del Rio Wagon | Ford |
| CLS55 AMG | Mercedes-Benz | CSX | Acura | Delmont 88 | Oldsmobile |
| CLS550 | Mercedes-Benz | CTS | Cadillac | Delta 88 | Oldsmobile |
| CLS63 AMG | Mercedes-Benz | Cube | Nissan | Deluxe | American Motors |
| Club | Ford | Cuda | Plymouth | Deluxe | Arnolt-Bristol |
| Club Wagon | Ford | Custom | American Motors | Deluxe | Checker |
| Cobalt | Chevrolet | Custom | Dodge | Deluxe | Dodge |
| Cobra | Shelby | Custom | Ford | Deluxe | Ford |
| Colony Park | Mercury | Custom | Lincoln | Deluxe | Henry J |
| Colorado | Chevrolet | Custom | Mercury | Deluxe | Kaiser |
| Colt | Dodge | Custom | Plymouth | Deluxe | Opel |
| Colt | Plymouth | Custom 300 | Ford | Deluxe | Plymouth |
| Comanche | Jeep | Custom 500 | Ford | Deluxe | Studebaker |
| Comet | Mercury | Custom Cruiser | Oldsmobile | Deluxe | Subaru |
| Commander | Jeep | Custom Eight | Packard | Deluxe 88 | Oldsmobile |
| Commander | Studebaker | Customline | Ford | Deluxe Eight | Packard |
| Commando | Jeep | Cutlass | Oldsmobile | DeSoto | DeSoto |
| Commercial Chassis | Buick | Cutlass Calais | Oldsmobile | DeVille | Cadillac |
| Commercial Chassis | Cadillac | Cutlass Ciera | Oldsmobile | Devon | Austin |
| Commercial Chassis | Chevrolet | Cutlass Cruiser | Oldsmobile | Diablo | Lamborghini |
| Commodore Series | Hudson | Cutlass Salon | Oldsmobile | Diamante | Mitsubishi |
| Commuter | Mercury | Cutlass Supreme | Oldsmobile | Dino 206 GT | Ferrari |
| Compass | Jeep | Cutlass Tiara | Oldsmobile | Dino 246 GT | Ferrari |
| Concord | American Motors | CX-7 | Mazda | Dino 246 GTS | Ferrari |
| Concord | Plymouth | CX-9 | Mazda | Dino 308 GT4 | Ferrari |
| Concorde | Chrysler | Cyclone | Mercury | Diplomat | Dodge |
| Conquest | Chrysler | D Special | Citroen | Discovery | Land Rover |
| Conquest | Daimler | D-Type | Jaguar | Dispatcher | Jeep |
| Conquest | Dodge | D100 | Dodge | DJ3 | Jeep |
| Conquest | Plymouth | D100 Pickup | Dodge | DJ5 | Jeep |
| Consul | Ford | D100 Series | Dodge | DJ6 | Jeep |
| Continental | Bentley | D1000 | International | Djet5 | Matra |
| Continental | Cunningham | D1100 | International | Djet6 Luxe | Matra |
| Continental | Frazer Nash | D1200 | International | DK400 | Daimler |
| Continental | Lincoln | D150 | Dodge | DL | Subaru |
| Contour | Ford | D200 | Dodge | DL | Volvo |
| Cooper | Mini | D200 Pickup | Dodge | DM10 | International |
| Cordia | Mitsubishi | D200 Series | Dodge | DMC 12 | DeLorean |
| Cordoba | Chrysler | D21 | Citroen | Doretti | Swallow |
| Corniche | Bentley | D21 | Nissan | Dragon | Kaiser |
| Corniche | Rolls Royce | D250 | Dodge | DS19 | Citroen |
| Corniche II | Rolls Royce | D300 | Dodge | DS21 | Citroen |
| Corniche IV | Rolls Royce | D300 | International | DS21 Pallas | Citroen |
| Corniche S | Rolls Royce | D300 Pickup | Dodge | DTS | Cadillac |
| Corolla | Toyota | D300 Series | Dodge | Duetto 1600 | Alfa Romeo |
| Corona | Toyota | D350 | Dodge | Duplex | Stutz |
| Coronet | Dodge | D400 | Dodge | Durango | Dodge |
| Corrado | Volkswagen | D450 | Dodge | Duster | Plymouth |
| Corsair | Edsel | D50 | Dodge | Dyna | Panhard |
| Corsair | Henry J | D500 | Dodge | Dynamic | Oldsmobile |
| Corsaire | Marathon | D501 | Dodge | Dynasty | Chrysler |
| Corsica | Chevrolet | D6 | Delage | Dynasty | Dodge |
| Cortina | Ford | D900 | International | E | Isuzu |
| Corvair | Chevrolet | Daffodil | DAF | E Class | Chrysler |
| Corvette | Chevrolet | Daina | Siata | E-100 Econoline | Ford |

REFERENCE

INDEX BY MODEL

PASSENGER CARS, LIGHT TRUCKS, VANS & MINI-VANS

| MODEL | MAKE | MODEL | MAKE | MODEL | MAKE |
|-------------------------------------|-----------------|-----------------------|-----------------|--------------------------|-----------------|
| E-100 Econoline Club Wagon | Ford | EuroVan | Volkswagen | Felicia | Skoda |
| E-150 | Ford | EV Plus | Honda | Festiva | Ford |
| E-150 Club Wagon | Ford | EX35 | Infiniti | FF | Hino |
| E-150 Econoline | Ford | Excel | Hyundai | FG | Hino |
| E-150 Econoline Club Wagon | Ford | Excellence | Facel Vega | FG | Mitsubishi Fuso |
| E-200 Econoline | Ford | Excursion | Ford | FG140 | Mitsubishi Fuso |
| E-250 | Ford | Executive | Packard | FH | Mitsubishi Fuso |
| E-250 Econoline | Ford | Executive | Pontiac | Fiero | Pontiac |
| E-250 Econoline Club Wagon | Ford | Executive Limousine | Chrysler | Fiesta | Ford |
| E-250 Super Duty | Ford | Executive Sedan | Chrysler | Fiesta | Oldsmobile |
| E-300 Econoline | Ford | Exige | Lotus | Fifth Avenue | Chrysler |
| E-350 | Ford | EXP | Ford | Firebird | Pontiac |
| E-350 Club Wagon | Ford | Expedition | Ford | Fire dome | DeSoto |
| E-350 Econoline | Ford | Explorer | Ford | Fireflite | DeSoto |
| E-350 Econoline Club Wagon | Ford | Explorer Sport Trac | Ford | Firefly | Pontiac |
| E-350 Super Duty | Ford | Expo | Mitsubishi | Firenza | Oldsmobile |
| E-450 Econoline Super Duty | Ford | Expo | Plymouth | Firesweep | DeSoto |
| E-450 Econoline Super Duty Stripped | Ford | Expo LRV | Mitsubishi | Fit | Honda |
| E-450 Super Duty | Ford | Express 1500 | Chevrolet | Five Hundred | Ford |
| E-450 Super Duty Stripped Chassis | Ford | Express 2500 | Chevrolet | FJ Cruiser | Toyota |
| E-550 Econoline Super Duty | Ford | Express 3500 | Chevrolet | FJ3 | Jeep |
| E-550 Super Duty | Ford | F | Ford | FJ3A | Jeep |
| E10 | Studebaker | F | Isuzu | FK | Mitsubishi Fuso |
| E12 | Studebaker | F Series | Ford | FK200 | Mitsubishi Fuso |
| E300 | Mercedes-Benz | F Super Duty | Ford | FK260 | Mitsubishi Fuso |
| E320 | Mercedes-Benz | F-100 | Ford | FL-Series Business Class | Freightliner |
| E350 | Mercedes-Benz | F-100 Pickup | Ford | Flaminia | Lancia |
| E420 | Mercedes-Benz | F-134 | Jeep | Flavia | Lancia |
| E430 | Mercedes-Benz | F-150 | Ford | Fleet Special | Plymouth |
| E5 | Studebaker | F-150 Heritage | Ford | Fleetline | Chevrolet |
| E500 | Mercedes-Benz | F-250 | Ford | Fleetmaster | Chevrolet |
| E55 AMG | Mercedes-Benz | F-250 Pickup | Ford | Fleetwood | Cadillac |
| E550 | Mercedes-Benz | F-250 Super Duty | Ford | Flex | Ford |
| E63 AMG | Mercedes-Benz | F-350 | Ford | Flight Hawk | Studebaker |
| E7 | Studebaker | F-350 Pickup | Ford | Flying Spur | Rolls Royce |
| Eagle | American Motors | F-350 Super Duty | Ford | FM | Mitsubishi Fuso |
| Echo | Toyota | F-450 Super Duty | Ford | FM-HR | Mitsubishi Fuso |
| Eclat | Lotus | F-500 | Ford | FM-MR | Mitsubishi Fuso |
| Eclipse | Mitsubishi | F-550 Super Duty | Ford | FM-SP | Mitsubishi Fuso |
| Econoline | Ford | F10 | Nissan | FM-SR | Mitsubishi Fuso |
| Econoline Super Duty | Ford | F11 | DKW | FM260 | Mitsubishi Fuso |
| Edge | Ford | F12 | DKW | FM330 | Mitsubishi Fuso |
| Eight | Bentley | F355 | Ferrari | Focus | Ford |
| Eighteen | Lea-Francis | F355 Berlinetta | Ferrari | Ford | Ford |
| EL | Acura | F355 F1 | Ferrari | Ford 300 | Ford |
| El Camino | Chevrolet | F355 GTS | Ferrari | Forenza | Suzuki |
| Elan | Lotus | F355 Spider | Ferrari | Forester | Subaru |
| Elantra | Hyundai | F4 | Jeep | Forsa | Suzuki |
| Eldorado | Cadillac | F40 | Ferrari | Forte | Kia |
| Electra | Buick | F430 | Ferrari | Fortwo | Smart |
| Electrina | Fairthorpe | F50 | Ferrari | Four-Hundred | Packard |
| Electron | Fairthorpe | F53 | Ford | Foursome Cabriolet | Frazer Nash |
| Element | Honda | F59 | Ford | Fourteen | Lea-Francis |
| Elf I | Riley | F85 | Oldsmobile | Fox | Audi |
| Elise | Lotus | FA | Hino | Fox | Volkswagen |
| Elite | Ford | Facel 6 | Facel Vega | Frazer | Frazer |
| Elite | Lotus | Facel II | Facel Vega | Freelander | Land Rover |
| Empress | Daimler | Facel III | Facel Vega | Freestar | Ford |
| Enclave | Buick | Facellia | Facel Vega | Freestyle | Ford |
| Encore | Renault | Fairlane | Ford | Fregate | Renault |
| Endeavor | Mitsubishi | Fairmont | Ford | Frontier | Nissan |
| Entourage | Hyundai | Falcon | Ford | FT | Ford |
| Envoy | GMC | Falcon Sedan Delivery | Ford | Fuego | Renault |
| Enzo | Ferrari | Fast Roadster | Frazer Nash | Fulvia | Lancia |
| Eos | Volkswagen | Fastback | Volkswagen | Fury | Plymouth |
| Epica | Chevrolet | FB | Hino | Fury I | Plymouth |
| Equator | Suzuki | FC150 | Jeep | Fury II | Plymouth |
| Equinox | Chevrolet | FC170 | Jeep | Fury III | Plymouth |
| ES250 | Lexus | FC170HD | Jeep | Fusion | Ford |
| ES300 | Lexus | FD | Hino | FV | Facel Vega |
| ES330 | Lexus | FE | Hino | FV1 | Facel Vega |
| ES350 | Lexus | FE | Mitsubishi Fuso | FVS | Facel Vega |
| Escalade | Cadillac | FE | Subaru | FX35 | Infiniti |
| Escape | Ford | FE-CA | Mitsubishi Fuso | FX45 | Infiniti |
| Escort | Ford | FE-HD | Mitsubishi Fuso | FX50 | Infiniti |
| Espada | Lamborghini | FE-SP | Mitsubishi Fuso | G10 | Chevrolet |
| Esperante | Panoz | FE120 | Mitsubishi Fuso | G10 Van | Chevrolet |
| Esprit | Lotus | FE140 | Mitsubishi Fuso | G1000 Series | GMC |
| Estate Wagon | Buick | FE145 | Mitsubishi Fuso | G15 | GMC |
| Esteem | Suzuki | FE145CC | Mitsubishi Fuso | G15/G1500 Van | GMC |
| Europa | Lotus | FE180 | Mitsubishi Fuso | G1500 | GMC |

INDEX BY MODEL

PASSENGER CARS, LIGHT TRUCKS, VANS & MINI-VANS



| MODEL | MAKE | MODEL | MAKE | MODEL | MAKE |
|----------------|-----------------|----------------|-----------------|--------------------|-----------------|
| G20 | Chevrolet | GS400 | Lexus | Intrepid | Chrysler |
| G20 | Infiniti | GS430 | Lexus | Intrepid | Dodge |
| G20 Van | Chevrolet | GS450h | Lexus | Intrigue | Oldsmobile |
| G25 | GMC | GS460 | Lexus | Invicta | Buick |
| G25/G2500 Van | GMC | GT | Asuna | Ion | Saturn |
| G2500 | GMC | GT | Ford | Ion-1 | Saturn |
| G3 | Pontiac | GT | Marcos | Ion-2 | Saturn |
| G30 | Chevrolet | GT | Peerless | Ion-3 | Saturn |
| G30 Van | Chevrolet | GT America | Bizzarrini | IS F | Lexus |
| G35 | GMC | GT Strada 5300 | Bizzarrini | IS250 | Lexus |
| G35 | Infiniti | GT Veloce | Alfa Romeo | IS300 | Lexus |
| G35/G3500 Van | GMC | GT-R | Nissan | IS350 | Lexus |
| G3500 | GMC | GT40 | Ford | Isabella | Borgward |
| G37 | Infiniti | GT6 | Triumph | Isetta | BMW |
| G5 | Pontiac | GT750 | Saab | Islero | Lamborghini |
| G500 | Mercedes-Benz | GT850 | Saab | Italia | Hudson |
| G55 AMG | Mercedes-Benz | GTA | Alfa Romeo | J-100 | Jeep |
| G550 | Mercedes-Benz | GTC | Alfa Romeo | J-200 | Jeep |
| G6 | Pontiac | GTI | Volkswagen | J-210 | Jeep |
| G8 | Pontiac | GTO | Ferrari | J-220 | Jeep |
| Galant | Mitsubishi | GTO | Pontiac | J-230 | Jeep |
| Galaxie | Ford | GTV | Alfa Romeo | J-2500 | Jeep |
| Galaxie 500 | Ford | GTV-6 | Alfa Romeo | J-2600 | Jeep |
| Gallardo | Lamborghini | GTX | Plymouth | J-2700 | Jeep |
| Gazelle | Singer | GTZ | Alfa Romeo | J-2800 | Jeep |
| GC | Hino | GV | Yugo | J-300 | Jeep |
| Genesis | Hyundai | GVL | Yugo | J-310 | Jeep |
| Genesis Coupe | Hyundai | GVS | Yugo | J-320 | Jeep |
| GF | Subaru | GVX | Yugo | J-330 | Jeep |
| Ghibli | Maserati | GX460 | Lexus | J-3500 | Jeep |
| Giulia | Alfa Romeo | GX470 | Lexus | J-3600 | Jeep |
| Giulia Sprint | Alfa Romeo | H | Isuzu | J-3700 | Jeep |
| Giulietta | Alfa Romeo | H1 | Hummer | J-3800 | Jeep |
| GL | Subaru | H2 | Hummer | J-4500 | Jeep |
| GL-10 | Subaru | H3 | Hummer | J-4600 | Jeep |
| GL320 | Mercedes-Benz | H3T | Hummer | J-4700 | Jeep |
| GL350 | Mercedes-Benz | Hansa 1500 | Borgward | J-4800 | Jeep |
| GL450 | Mercedes-Benz | Hansa 1800 | Borgward | J10 | Jeep |
| GL550 | Mercedes-Benz | Hansa 2400 | Borgward | J2 | Allard |
| Gladiator | Jeep | Hawk | Humber | J20 | Jeep |
| GLC | Mazda | Hawk | Packard | J2000 | Pontiac |
| GLE | Volvo | Hawk | Studebaker | J2000 Sunbird | Pontiac |
| GLF | Subaru | Healey | Healey | J2X | Allard |
| GLK350 | Mercedes-Benz | Healey | Jensen | J30 | Infiniti |
| Golden Hawk | Studebaker | Healey 100 | Austin | Jalpa | Lamborghini |
| Golf | Volkswagen | Healey 100-6 | Austin | Janus 250 | Zundapp |
| Gordini | Renault | Healey 3000 | Austin | Jarama | Lamborghini |
| GP700 | Goliath | Healey Sprite | Austin | Javelin | American Motors |
| GP900 | Goliath | Herald | Triumph | Javelin | Jowett |
| Gran | Studebaker | Hereford | Austin | Jeepster | Jeep |
| Gran Fury | Plymouth | HHR | Chevrolet | Jet | Hudson |
| Gran Sport | Buick | Highlander | Toyota | Jetfire | Oldsmobile |
| Gran Torino | Ford | HK500 | Facel Vega | Jetliner | Hudson |
| Granada | Ford | Hombre | Isuzu | Jetstar 88 | Oldsmobile |
| Grand Am | Pontiac | Horizon | Plymouth | Jetstar I | Oldsmobile |
| Grand Caravan | Dodge | Hornet | American Motors | Jetta | Volkswagen |
| Grand Cherokee | Jeep | Hornet | Hudson | Jimmy | GMC |
| Grand LeMans | Pontiac | Hornet Special | Hudson | Journey | Dodge |
| Grand Marquis | Mercury | Hot Shot | Crosley | Junior Deluxe | DKW |
| Grand Prix | Pontiac | Huit | Simca | Jupiter | Jowett |
| Grand Safari | Pontiac | Hummer | AM General | Justy | Subaru |
| Grand Vitara | Suzuki | Hurricane | Armstrong-Sidde | K Series | Kenworth |
| Grand Voyager | Chrysler | Husky | Hillman | K10 | Chevrolet |
| Grand Voyager | Plymouth | i-280 | Isuzu | K10 Pickup | Chevrolet |
| Grand Wagoneer | Jeep | i-290 | Isuzu | K10 Suburban | Chevrolet |
| Grandville | Pontiac | i-350 | Isuzu | K1000 Pickup | GMC |
| GranSport | Maserati | i-370 | Isuzu | K15 | GMC |
| Grantura | TVR | I-Mark | Isuzu | K15 Suburban | GMC |
| GranTurismo | Maserati | I30 | Infiniti | K15/K1500 Pickup | GMC |
| Gregoire | Hotchkiss | I35 | Infiniti | K15/K1500 Suburban | GMC |
| Gremlin | American Motors | ID19 | Citroen | K1500 | Chevrolet |
| Greyhound | AC | II | Avanti | K1500 | GMC |
| Griffith | Griffith | Impala | Chevrolet | K1500 Suburban | Chevrolet |
| Griffith | TVR | Imperial | Chrysler | K1500 Suburban | GMC |
| Grifo | Iso | Imperial | Humber | K2 | Allard |
| GS | Buick | Impreza | Subaru | K20 | Chevrolet |
| GS 350 | Buick | Impulse | Isuzu | K20 Panel | Chevrolet |
| GS 400 | Buick | Indy | Maserati | K20 Pickup | Chevrolet |
| GS 455 | Buick | Insight | Honda | K20 Suburban | Chevrolet |
| GS300 | Lexus | Integra | Acura | K25 | GMC |
| GS350 | Lexus | Interceptor | Jensen | K25 Suburban | GMC |

REFERENCE

INDEX BY MODEL PASSENGER CARS, LIGHT TRUCKS, VANS & MINI-VANS

| MODEL | MAKE | MODEL | MAKE | MODEL | MAKE |
|--------------------|-----------------|--------------------------|---------------|--------------------------|-----------------|
| K25/K2500 Pickup | GMC | LM121 | International | Mark V | Lincoln |
| K25/K2500 Suburban | GMC | LM122 | International | Mark VI | Lincoln |
| K2500 | Chevrolet | LM150 | International | Mark VII | Jaguar |
| K2500 | GMC | LM151 | International | Mark VII | Lincoln |
| K2500 Suburban | Chevrolet | LN | Ford | Mark VIII | Jaguar |
| K2500 Suburban | GMC | LN7 | Mercury | Mark VIII | Lincoln |
| K3 | Allard | Loyale | Subaru | Mark X | Jaguar |
| K30 | Chevrolet | LR2 | Land Rover | Marlin | American Motors |
| K30 Pickup | Chevrolet | LR3 | Land Rover | Marquis | Mercury |
| K35 | GMC | LR4 | Land Rover | Matador | American Motors |
| K35/K3500 Pickup | GMC | LS | Lincoln | Matador | Dodge |
| K3500 | Chevrolet | LS | Saturn | Matrix | Toyota |
| K3500 | GMC | LS1 | Saturn | Maverick | Ford |
| K5 Blazer | Chevrolet | LS2 | Saturn | Maxima | Nissan |
| Kadett | Opel | LS400 | Lexus | Mayflower | Triumph |
| Kapitan | Opel | LS430 | Lexus | MB-Series Business Class | Freightliner |
| Karmann Ghia | Volkswagen | LS460 | Lexus | MDX | Acura |
| Khamsin | Maserati | LS600h | Lexus | Meadowbrook | Dodge |
| Kingswood | Chevrolet | LSS | Oldsmobile | Medalist | Mercury |
| KR175 | Messerschmitt | LTD | Ford | Medallion | Eagle |
| KR200 | Messerschmitt | LTD Crown Victoria | Ford | Merak | Maserati |
| L | Ford | LTD II | Ford | Mercury | Mercury |
| L-Line | Sterling | Lucerne | Buick | Meteor | Mercury |
| L/600 | Lloyd | Lumina | Chevrolet | Metro | Chevrolet |
| L100 | Saturn | Lumina APV | Chevrolet | Metro | Geo |
| L110 | International | LUV | Chevrolet | Mexico | Maserati |
| L111 | International | Luv Pickup | Chevrolet | MGA | MG |
| L112 | International | LW1 | Saturn | MGB | MG |
| L120 | International | LW2 | Saturn | MGC | MG |
| L121 | International | LW200 | Saturn | MHC1310 | International |
| L122 | International | LW300 | Saturn | Miata | Mazda |
| L150 | International | LX450 | Lexus | Micra | Nissan |
| L151 | International | LX470 | Lexus | Midget | MG |
| L153 | International | LX570 | Lexus | Mighty Max | Mitsubishi |
| L200 | Saturn | Lynx | Mercury | Milan | Mercury |
| L300 | Saturn | M | Isuzu | Milano | Alfa Romeo |
| L300-1 | Saturn | M Series Van | International | Mille Miglia | Frazer Nash |
| L300-2 | Saturn | M-400 | Ford | Millenia | Mazda |
| L300-3 | Saturn | M-450 | Ford | Mini | Austin |
| L6 | BMW | M1100 | International | Mini Cooper | Austin |
| L6.4 | Dual-Ghia | M1200 | International | Mini Moke | Austin |
| L7 | BMW | M1400 | International | Mini Ram | Dodge |
| LaCrosse | Buick | M2-Series Business Class | Freightliner | Minor | Morris |
| Laforza | Laforza | M3 | BMW | Minx | Hillman |
| Lagonda | Aston Martin | M30 | Infiniti | Mirada | Dodge |
| Laguna | Chevrolet | M300 | Dodge | Mirage | Mitsubishi |
| Lancaster | Armstrong-Sidde | M35 | Infiniti | Mistral | Maserati |
| Lancer | Dodge | M350 | Dodge | Miura | Lamborghini |
| Lancer | Mitsubishi | M45 | Infiniti | Mizer | Mazda |
| Land Cruiser | Toyota | M5 | BMW | MK IIC | Dellow |
| Land Rover | Land Rover | M6 | BMW | MK IIE | Dellow |
| Lanos | Daewoo | M800 | International | MK III | Dellow |
| Lark | Studebaker | M800 Navy | International | MK III | Sunbeam |
| Laser | Chrysler | M800 Post Office | International | MK V | Dellow |
| Laser | Plymouth | MA1200 | International | Mk VI | Bentley |
| Laurentian | Pontiac | Magentis | Kia | Mk VI | Dellow |
| LB140 | International | Magnette | MG | MKS | Lincoln |
| LCF | Ford | Magnum | Dodge | MKT | Lincoln |
| Le Mans Coupe | Frazer Nash | Mainline | Ford | MKX | Lincoln |
| Le Mans Replica | Frazer Nash | Majestic Major | Daimler | MKZ | Lincoln |
| LeBaron | Chrysler | Malibu | Chevrolet | ML320 | Mercedes-Benz |
| LeCar | Renault | Mangusta | DeTomaso | ML350 | Mercedes-Benz |
| Leda | Lanchester | Mangusta | Qvale | ML430 | Mercedes-Benz |
| Legacy | Subaru | Manhattan | Frazer | ML450 | Mercedes-Benz |
| Leganza | Daewoo | Manhattan | Kaiser | ML500 | Mercedes-Benz |
| Legend | Acura | Manta | Opel | ML55 AMG | Mercedes-Benz |
| Lele | Iso | Marathon | Checker | ML550 | Mercedes-Benz |
| LeMans | Pontiac | Marauder | Mercury | ML63 AMG | Mercedes-Benz |
| LeSabre | Buick | Marina | Austin | Monaco | Dodge |
| LHS | Chrysler | Mariner | Mercury | Monarch | Mercury |
| Liberty | Jeep | Mark B | Bond | Mondial | Ferrari |
| Limited | Buick | Mark C | Bond | Mondial 3.2 | Ferrari |
| Limited | Excalibur | Mark D | Bond | Mondial 8 | Ferrari |
| Limousine | Stutz | Mark E | Bond | Mondial t | Ferrari |
| Lincoln | Lincoln | Mark II | Lincoln | Montana | Pontiac |
| Lincoln Series | Lincoln | Mark II | Toyota | Montclair | Mercury |
| LJ81 | Suzuki | Mark III | Lincoln | Monte Carlo | Allard |
| LLV | Chevrolet | Mark IV | Lincoln | Monte Carlo | Chevrolet |
| LM American | Lamborghini | Mark IX | Jaguar | Monte Carlo | Saab |
| LM002 | Lamborghini | Mark LT | Lincoln | Montego | Mercury |
| LM120 | International | Mark V | Jaguar | Monterey | Mercury |

INDEX BY MODEL

PASSENGER CARS, LIGHT TRUCKS, VANS & MINI-VANS



| MODEL | MAKE | MODEL | MAKE | MODEL | MAKE |
|---------------------|---------------|-----------------|-----------------|--------------------|---------------|
| Montero | Mitsubishi | P300 Series | Dodge | Princess | Austin |
| Montero Sport | Mitsubishi | P310 Series | Dodge | Prinz | NSU |
| Montreal | Alfa Romeo | P320 Series | Dodge | Prius | Toyota |
| Monza | Chevrolet | P35 | GMC | Prizm | Chevrolet |
| Mountaineer | Mercury | P35/P3500 Van | GMC | Prizm | Geo |
| MPV | Mazda | P3500 | GMC | Probe | Ford |
| MR2 | Toyota | P375 | Dodge | Protege | Mazda |
| MR2 Spyder | Toyota | P400 Series | Dodge | Protege5 | Mazda |
| MS | International | P410 Series | Dodge | Prowler | Chrysler |
| MS-Series Mid-Liner | Mack | P420 Series | Dodge | Prowler | Plymouth |
| MS1210 | International | P450 Series | Dodge | PT Cruiser | Chrysler |
| Mulsanne | Bentley | Pacemaker | Hudson | Pullman | Humber |
| Multi | Nissan | Pacer | American Motors | Pulsar | Nissan |
| Murano | Nissan | Pacer | Edsel | Pulsar NX | Nissan |
| Murcielago | Lamborghini | Pacifica | Chrysler | Pursuit | Pontiac |
| Mustang | Ford | Packard | Packard | PV1000 | GMC |
| Mustang II | Ford | Palm Beach | Allard | Q45 | Infiniti |
| MX-3 | Mazda | Panamera | Porsche | Q5 | Audi |
| MX-5 Miata | Mazda | Pantera | DeTomaso | Q7 | Audi |
| MX-6 | Mazda | Parisienne | Pontiac | QB105 | Berkeley |
| Mystique | Mercury | Park Avenue | Buick | QB95 | Berkeley |
| N | Isuzu | Park Lane | Mercury | Quantum | Volkswagen |
| Nash-Healey | Nash | Park Lane Wagon | Ford | Quattro | Audi |
| Nassau | Chrysler | Park Ward | Rolls Royce | Quattroporte | Maserati |
| Navajo | Mazda | Parklane | Mercury | Quest | Nissan |
| Navigator | Lincoln | Paseo | Toyota | QX4 | Infiniti |
| Neon | Chrysler | Passat | Volkswagen | QX56 | Infiniti |
| Neon | Dodge | Passat CC | Volkswagen | R Type | Bentley |
| Neon | Plymouth | Passport | Honda | R10 | Chevrolet |
| New Yorker | Chrysler | Pathfinder | Nissan | R10 | Renault |
| Newport | Chrysler | Pathfinder | Riley | R10 Suburban | Chevrolet |
| Nine | Singer | Patrician | Packard | R100 | International |
| Nitro | Dodge | Patriot | Jeep | R100 | Mazda |
| Niva | Lada | PB100 | Plymouth | R102 | International |
| Nova | Chevrolet | PB100 Van | Plymouth | R110 | International |
| NSX | Acura | PB1000 Series | GMC | R111 | International |
| Nubira | Daewoo | PB15 Series | GMC | R112 | International |
| NX | Nissan | PB150 | Plymouth | R12 | Renault |
| Oasis | Isuzu | PB1500 Series | GMC | R120 | International |
| Octavia | Skoda | PB200 | Plymouth | R121 | International |
| Odyssey | Honda | PB200 Van | Plymouth | R122 | International |
| Olympia | Opel | PB25 Series | GMC | R130 | International |
| Olympia Rekord | Opel | PB250 | Plymouth | R131 | International |
| Omega | Oldsmobile | PB2500 Series | GMC | R132 | International |
| Omni | Dodge | PB300 | Plymouth | R15 | Renault |
| One-Fifty Series | Chevrolet | PB300 Van | Plymouth | R1500 | GMC |
| Opel | Buick | PB350 | Plymouth | R1500 Suburban | Chevrolet |
| Opel | Opel | Phaeton | Excalibur | R1500 Suburban | GMC |
| Optima | Kia | Phaeton | Volkswagen | R16 | Renault |
| Optima | Pontiac | Phantom | Rolls Royce | R17 | Renault |
| Optra | Chevrolet | Phoenix | Pontiac | R18 | Renault |
| Outback | Subaru | Pickup | Isuzu | R18i | Renault |
| Outlander | Mitsubishi | Pickup | Nissan | R20 | Chevrolet |
| Outlook | Saturn | Pickup | Toyota | R20 Suburban | Chevrolet |
| Oxford | Morris | Pilot | Honda | R2500 | Chevrolet |
| P-100 | Ford | Pinto | Ford | R2500 | GMC |
| P-350 | Ford | Pirate | Marathon | R2500 Suburban | Chevrolet |
| P-400 | Ford | PL-17 | Panhard | R2500 Suburban | GMC |
| P-500 | Ford | Plaza | Plymouth | R30 | Chevrolet |
| P10 | Chevrolet | Plus 8 | Morgan | R32 | Volkswagen |
| P10 Series | Chevrolet | Plus Four | Morgan | R320 | Mercedes-Benz |
| P10 Van | Chevrolet | PM150 | GMC | R350 | Mercedes-Benz |
| P100 | Dodge | PM151 | GMC | R3500 | Chevrolet |
| P15 | GMC | PM152 | GMC | R3500 | GMC |
| P15/P1500 Van | GMC | PM153 | GMC | R5 | Renault |
| P1500 | GMC | PM251 | GMC | R500 | Mercedes-Benz |
| P152 | GMC | PM252 | GMC | R63 AMG | Mercedes-Benz |
| P20 | Chevrolet | PM253 | GMC | R8 | Audi |
| P20 Series | Chevrolet | Polar | Dodge | R8 | Renault |
| P20 Van | Chevrolet | Pony | Hyundai | RA120 | International |
| P200 | Dodge | Power Hawk | Studebaker | RA121 | International |
| P25 | GMC | Power Ram 50 | Dodge | RA122 | International |
| P25/P2500 Van | GMC | Power Wagon | Dodge | Rabbit | Volkswagen |
| P2500 | GMC | Powermaster | DeSoto | Rabbit Convertible | Volkswagen |
| P252 | GMC | Precis | Mitsubishi | Raider | Dodge |
| P253 | GMC | Prefect | Ford | Raider | Mitsubishi |
| P30 | Chevrolet | Prelude | Honda | Rainier | Buick |
| P30 | Workhorse | Premier | Eagle | Rallye | Opel |
| P30 Series | Chevrolet | Premier | Lincoln | Ram 1500 | Dodge |
| P30 Van | Chevrolet | President | Studebaker | Ram 2500 | Dodge |
| P300 | Dodge | Previo | Toyota | Ram 3500 | Dodge |

REFERENCE

INDEX BY MODEL

PASSENGER CARS, LIGHT TRUCKS, VANS & MINI-VANS

| MODEL | MAKE | MODEL | MAKE | MODEL | MAKE |
|----------------------|-----------------|--------------------|-----------------|------------------------------|---------------|
| Ram 4500 | Dodge | S10 Blazer | Chevrolet | Scoupe | Hyundai |
| Ram 50 | Dodge | S100 | International | Scout | International |
| Ram 5500 | Dodge | S102 | International | Scout II | International |
| Rambler | American Motors | S110 | International | Scrambler | Jeep |
| Rambler | Hudson | S112 | International | SE | Asuna |
| Rambler | Nash | S120 | International | Sebring | Chrysler |
| Ramcharger | Dodge | S122 | International | Sebring | Frazer Nash |
| Rampage | Dodge | S130 | International | Sebring | Maserati |
| Ranch Wagon | Ford | S132 | International | Sedona | Kia |
| Ranchero | Ford | S15 | GMC | Sentra | Nissan |
| Randonee | Salmonson | S15 Jimmy | GMC | Sephia | Kia |
| Range Rover | Land Rover | S1600 | International | Sequoia | Toyota |
| Range Rover Sport | Land Rover | S1700 | International | Series 1 | Shelby |
| Ranger | Edsel | S1800 | International | Series 1500 | Metropolitan |
| Ranger | Ford | S1900 | International | Series 60 Fleetwood | Cadillac |
| Rapide | Lagonda | S2 Series | Bentley | Series 61 | Cadillac |
| Rapier | Sunbeam | S2000 | Honda | Series 62 | Cadillac |
| RAV4 | Toyota | S2100 | International | Series 70 Fleetwood Eldorado | Cadillac |
| RD200 | Dodge | S2200 | International | Series 75 Fleetwood | Cadillac |
| RDX | Acura | S2300 | International | Series 76 | Oldsmobile |
| Reatta | Buick | S2500 | International | Series A | Metropolitan |
| Rebel | American Motors | S3 Series | Bentley | Series B | Metropolitan |
| Rebel | Reliant | S320 | Mercedes-Benz | Seven | Austin |
| Regal | Buick | S350 | Mercedes-Benz | Seven | Lotus |
| Regal | Reliant | S4 | Audi | Seville | Cadillac |
| Regency | Daimler | S4 Fidia | Iso | SF | Hino |
| Regency | Oldsmobile | S40 | Volvo | SG | Hino |
| Regina | Daimler | S400 | Mercedes-Benz | Shadow | Dodge |
| Relay-1 | Saturn | S420 | Mercedes-Benz | Sheerline | Austin |
| Relay-2 | Saturn | S430 | Mercedes-Benz | Sidekick | Suzuki |
| Relay-3 | Saturn | S440 | Skoda | Sienna | Toyota |
| Reliant | Plymouth | S445 | Skoda | Sierra | Dodge |
| Rendezvous | Buick | S450 | Mercedes-Benz | Sierra 1500 | GMC |
| Reno | Suzuki | S5 | Audi | Sierra 1500 HD | GMC |
| Renown | Triumph | S500 | Mercedes-Benz | Sierra 2500 | GMC |
| Ridgeline | Honda | S55 AMG | Mercedes-Benz | Sierra 2500 HD | GMC |
| Rio | Kia | S550 | Mercedes-Benz | Sierra 3500 | GMC |
| Rio5 | Kia | S6 | Audi | Sierra 3500 HD | GMC |
| Riviera | Buick | S60 | Volvo | Sierra C3 | GMC |
| Rivolta | Iso | S600 | Mercedes-Benz | Sierra Denali | GMC |
| RL | Acura | S63 AMG | Mercedes-Benz | Sigma | Mitsubishi |
| RM120 | International | S65 AMG | Mercedes-Benz | Signet | Lada |
| RM121 | International | S7 | Saleen | Silhouette | Lamborghini |
| RM122 | International | S70 | Volvo | Silhouette | Oldsmobile |
| Ro 80 | NSU | S8 | Audi | Silver Cloud | Rolls Royce |
| Roadmaster | Buick | S80 | Volvo | Silver Dawn | Rolls Royce |
| Roadmaster Series 70 | Buick | S90 | Volvo | Silver Hawk | Studebaker |
| Roadrunner | Plymouth | SA120 | International | Silver Seraph | Rolls Royce |
| Roadster | Morgan | SA122 | International | Silver Shadow | Rolls Royce |
| Rocky | Daihatsu | SA310 | Suzuki | Silver Shadow II | Rolls Royce |
| Rodeo | Isuzu | Sable | Mercury | Silver Spirit | Rolls Royce |
| Rodeo Sport | Isuzu | Sabre | Reliant | Silver Spur | Rolls Royce |
| Rogue | Nissan | Safari | Allard | Silver Wraith | Rolls Royce |
| Rondo | Kia | Safari | GMC | Silver Wraith II | Rolls Royce |
| Rotary Pickup | Mazda | Safari | Pontiac | Silverado 1500 | Chevrolet |
| Roundup | Edsel | Samara | Lada | Silverado 1500 HD | Chevrolet |
| Routan | Volkswagen | Samurai | Suzuki | Silverado 2500 | Chevrolet |
| Royal | Chrysler | Santa Fe | Hyundai | Silverado 2500 HD | Chevrolet |
| Royal | Dodge | Sapphire | Armstrong-Sidde | Silverado 3500 | Chevrolet |
| Royal Mini Ram | Dodge | Sapporo | Plymouth | Silverado 3500 HD | Chevrolet |
| Royal Monaco | Dodge | Saratoga | Chrysler | Silverstone | Healey |
| RS4 | Audi | Satellite | Plymouth | Simca | Abarth |
| RS6 | Audi | Savana 1500 | GMC | Six | Simca |
| RSX | Acura | Savana 2500 | GMC | SJ410 | Suzuki |
| RX | Subaru | Savana 3500 | GMC | SJ413 | Suzuki |
| RX-2 | Mazda | Savoy | Plymouth | Sky | Saturn |
| RX-3 | Mazda | SC | Saturn | Sky Hawk | Studebaker |
| RX-4 | Mazda | SC1 | Saturn | Skyhawk | Buick |
| RX-7 | Mazda | SC2 | Saturn | Skylark | Buick |
| RX-8 | Mazda | SC300 | Lexus | Skyliner | Ford |
| RX300 | Lexus | SC400 | Lexus | SL | Saturn |
| RX330 | Lexus | SC430 | Lexus | SL1 | Saturn |
| RX350 | Lexus | Scamp | Plymouth | SL2 | Saturn |
| RX400h | Lexus | School Bus Chassis | Chevrolet | SL320 | Mercedes-Benz |
| RX450h | Lexus | School Bus Chassis | Ford | SL500 | Mercedes-Benz |
| S-14 | DeSoto | School Bus Chassis | Freightliner | SL55 AMG | Mercedes-Benz |
| S-15 | DeSoto | School Bus Chassis | GMC | SL550 | Mercedes-Benz |
| S-55 | Mercury | Scimitar | Reliant | SL600 | Mercedes-Benz |
| S-Type | Jaguar | Scirocco | Volkswagen | SL63 AMG | Mercedes-Benz |
| S1 Series | Bentley | Scorpio | Merkur | SL65 AMG | Mercedes-Benz |
| S10 | Chevrolet | Scotsman | Studebaker | SLK230 | Mercedes-Benz |

INDEX BY MODEL

PASSENGER CARS, LIGHT TRUCKS, VANS & MINI-VANS



| MODEL | MAKE | MODEL | MAKE | MODEL | MAKE |
|-------------------|-----------------|--------------------|-----------------|-------------------|---------------|
| SLK280 | Mercedes-Benz | Station Bus | Ford | Tahoe | Chevrolet |
| SLK300 | Mercedes-Benz | Stealth | Dodge | Talon | Eagle |
| SLK32 AMG | Mercedes-Benz | Stellar | Hyundai | Targa Florio | Frazer Nash |
| SLK320 | Mercedes-Benz | Storm | Geo | Tatraplan | Tatra |
| SLK350 | Mercedes-Benz | Strada | Fiat | Taurus | Ford |
| SLK55 AMG | Mercedes-Benz | Stratos | Lancia | Taurus | Ford |
| SLR McLaren | Mercedes-Benz | Stratus | Dodge | Taurus X | Ford |
| SLX | Acura | Streamliner | Pontiac | TB21 | Alvis |
| SM | Citroen | STS | Cadillac | TC | MG |
| SM120 | International | Styleline Deluxe | Chevrolet | tC | Scion |
| SM122 | International | Styleline Special | Chevrolet | TC Maserati | Chrysler |
| SM130 | International | Stylemaster Series | Chevrolet | TC108/G | Alvis |
| SM132 | International | Stylus | Isuzu | TC21 | Alvis |
| SM1500 | Singer | Suburban | Chevrolet | TC21/100 | Alvis |
| Solara | Toyota | Suburban | Dodge | TD | MG |
| Solstice | Pontiac | Suburban | GMC | TD21 | Alvis |
| Somerset | Austin | Suburban | Plymouth | TDC | MG |
| Somerset | Buick | Suburban 1500 | Chevrolet | TE21 | Alvis |
| Somerset Regal | Buick | Suburban 2500 | Chevrolet | Tempest | Pontiac |
| Sonata | Hyundai | Summit | Eagle | Tempo | Ford |
| Sonett | Saab | Sunbeam-Talbot 80 | Sunbeam | Ten | Lanchester |
| Sonoma | GMC | Sunbeam-Talbot 90 | Sunbeam | Tercel | Toyota |
| Sorento | Kia | Sunbird | Pontiac | Terrain | GMC |
| Soul | Kia | Sunburst | Pontiac | Terraza | Buick |
| Sovereign | Daimler | Sundance | Plymouth | Testarossa | Ferrari |
| SP250 | Daimler | Sunfire | Asuna | TF | MG |
| Special | Buick | Sunfire | Pontiac | TF21 | Alvis |
| Special | Kaiser | Sunliner | Ford | Thing | Volkswagen |
| Special Deluxe | Plymouth | Sunrunner | Asuna | Thunderbird | Ford |
| Special Series 40 | Buick | Sunrunner | Pontiac | Tiara | Toyopet |
| Special Sports | Daimler | Super | Buick | Tiara | Toyota |
| Spectra | Kia | Super | Crosley | Tiburon | Hyundai |
| Spectra5 | Kia | Super 88 | Oldsmobile | Tiger | Sunbeam |
| Spectrum | Chevrolet | Super 90 | Audi | Tiguan | Volkswagen |
| Spectrum | Geo | Super Beetle | Volkswagen | Titan | Nissan |
| Spider | Alfa Romeo | Super Chief | Pontiac | TJ | Jeep |
| Spider | NSU | Super Custom | Hudson | TL | Acura |
| Spirit | American Motors | Super Deluxe | Ford | Topaz | Mercury |
| Spirit | Dodge | Super Deluxe Eight | Packard | Torino | Ford |
| Spitfire | Triumph | Super Eight | Packard | Tornado | Jeep |
| Sport | Alfa Romeo | Super Jet | Hudson | Toronado | Oldsmobile |
| Sport Bertone | NSU | Super Minx | Hillman | Torpedo | Pontiac |
| Sport Wagon | Plymouth | Super Series | Hudson | Torrent | Pontiac |
| Sportage | Kia | Super Series 50 | Buick | Touareg | Volkswagen |
| Sports | Austin | Super Seven | Lotus | Touring Limousine | Rolls Royce |
| Sports | Sabra | Super Shot | Crosley | Town & Country | Chrysler |
| Sports 500 | Berkeley | Super Six | American Motors | Town Car | Lincoln |
| Sportsman | Daimler | Super Snipe | Humber | Townsmen | Chevrolet |
| Sportwagon | Buick | Super Sports | Crosley | TR2 | Triumph |
| SPR60 | Turner | Super V8 | Jaguar | TR250 | Triumph |
| Spring | Siata | Super Wasp | Hudson | TR3 | Triumph |
| Sprint | Alfa Romeo | Superamerica | Ferrari | TR3A | Triumph |
| Sprint | Chevrolet | Superba | Checker | TR3B | Triumph |
| Sprint | Ford | Superbird | Plymouth | TR4 | Triumph |
| Sprint | GMC | Supra | Toyota | TR4A | Triumph |
| Sprint | Turner | Sussita | Sabra | TR6 | Triumph |
| Sprinter 2500 | Dodge | SV-1 | Bricklin | TR7 | Triumph |
| Sprinter 3500 | Dodge | SVX | Subaru | TR8 | Triumph |
| Spyder | Maserati | SW1 | Saturn | Tracer | Mercury |
| Squareback | Volkswagen | SW2 | Saturn | Tracker | Chevrolet |
| Squire | Ford | Swift | Suzuki | Tracker | Geo |
| SRX | Cadillac | Swift+ | Suzuki | Tracker | GMC |
| SS450 | Skoda | SX 2.0 | Dodge | Trailblazer | Chevrolet |
| SSR | Chevrolet | SX4 | Suzuki | Trailduster | Plymouth |
| St Regis | Chrysler | Syclone | GMC | Trans Sport | Pontiac |
| St. Regis | Dodge | T Series | Kenworth | Transit Connect | Ford |
| Stag | Triumph | T-Series | Chevrolet | Transporter | Volkswagen |
| Standard | Crosley | T-Series | GMC | Transtar | Studebaker |
| Standard | Henry J | T1 Series | Bentley | Travelall | International |
| Standard | Subaru | T100 | Toyota | Traverse | Chevrolet |
| Standard 88 | Oldsmobile | T1000 | Pontiac | Tredia | Mitsubishi |
| Standard Eight | Packard | T2 Series | Bentley | Tribeca | Subaru |
| Stanza | Nissan | T300 | Goggomobil | Tribute | Mazda |
| Star | Subaru | T400 | Goggomobil | Trooper | Isuzu |
| Star Chief | Pontiac | T6500 | Chevrolet | Truck | Chevrolet |
| Star Sapphire | Armstrong-Sidde | T6500 | GMC | Truck | Dodge |
| Starfire | Oldsmobile | T700 Royal | Goggomobil | Truck | GMC |
| Starion | Mitsubishi | T7500 | Chevrolet | TS300 | Goggomobil |
| Starlet | Toyota | T7500 | GMC | TS400 | Goggomobil |
| Starliner | Ford | TA21 | Alvis | TSX | Acura |
| Statesman | Nash | Tacoma | Toyota | TT | Audi |

REFERENCE

INDEX BY MODEL

PASSENGER CARS, LIGHT TRUCKS, VANS & MINI-VANS

| MODEL | MAKE | MODEL | MAKE | MODEL | MAKE |
|-----------------------|-----------------|--------------------|-----------------|-------------------|--------------|
| TT | NSU | Veyron 16.4 | Bugatti | X-Trail | Nissan |
| TT Quattro | Audi | Vibe | Pontiac | X-Type | Jaguar |
| TTS | NSU | Victor | Vauxhall | X3 | BMW |
| Tucson | Hyundai | Victoria | Ford | X5 | BMW |
| Tundra | Toyota | Vignale | Nardi | X6 | BMW |
| Turbo R | Bentley | Vigor | Acura | xA | Scion |
| Turismo | Plymouth | Villager | Edsel | xB | Scion |
| Turnpike Cruiser | Mercury | Villager | Mercury | XC60 | Volvo |
| Tuscan | TVR | VIP | Plymouth | XC70 | Volvo |
| Two-Litre | AC | Viper | Dodge | XC90 | Volvo |
| Two-Ten Series | Chevrolet | Virage | Aston Martin | xD | Scion |
| Type 101 | Bugatti | Virginian | Kaiser | XF | Jaguar |
| Typhoon | Armstrong-Sidde | Vision | Eagle | XFR | Jaguar |
| Typhoon | GMC | Vista | Eagle | XG300 | Hyundai |
| TZ | Alfa Romeo | Vista Cruiser | Oldsmobile | XG350 | Hyundai |
| TZ 2 | Alfa Romeo | Vitara | Suzuki | XJ | Jaguar |
| Universal | Jeep | Vixen | TVR | XJ12 | Jaguar |
| Uplander | Chevrolet | Volare | Plymouth | XJ6 | Jaguar |
| Urraco | Lamborghini | Voyager | Chrysler | XJ8 | Jaguar |
| Utility | Jeep | Voyager | Mercury | XJR | Jaguar |
| V-8 | Aston Martin | Voyager | Plymouth | XJRS | Jaguar |
| V10 | Chevrolet | Vue | Saturn | XJS | Jaguar |
| V10 Suburban | Chevrolet | W100 | Dodge | XK | Jaguar |
| V1500 | GMC | W100 Pickup | Dodge | XK120 | Jaguar |
| V1500 Suburban | Chevrolet | W100 Series | Dodge | XK140 | Jaguar |
| V1500 Suburban | GMC | W150 | Dodge | XK150 | Jaguar |
| V20 | Chevrolet | W200 | Dodge | XK8 | Jaguar |
| V20 Suburban | Chevrolet | W200 Pickup | Dodge | XKE | Jaguar |
| V2500 | GMC | W200 Series | Dodge | XKR | Jaguar |
| V2500 Suburban | Chevrolet | W250 | Dodge | XKSS | Jaguar |
| V2500 Suburban | GMC | W300 | Dodge | XL-7 | Suzuki |
| V30 | Chevrolet | W300 Pickup | Dodge | XLR | Cadillac |
| V3000 Forward Control | GMC | W300 Series | Dodge | XR4Ti | Merkur |
| V3500 | Chevrolet | W350 | Dodge | XT | Subaru |
| V3500 | GMC | W3500 Forward | GMC | Xterra | Nissan |
| V40 | Volvo | W3500 Tiltmaster | Chevrolet | YA | MG |
| V50 | Volvo | W4500 Forward | GMC | Yaris | Toyota |
| V70 | Volvo | W4500 Tiltmaster | Chevrolet | YB | MG |
| V8 Quattro | Audi | W5500 Forward | GMC | YT | MG |
| V8 Vantage | Aston Martin | W5500 Tiltmaster | Chevrolet | Yukon | GMC |
| V90 | Volvo | W5500HD Forward | GMC | Yukon Denali | GMC |
| Vagabond | Henry J | W5500HD Tiltmaster | Chevrolet | Yukon Denali XL | GMC |
| Valiant | Plymouth | Wagonaire | Studebaker | Yukon XL 1500 | GMC |
| Van | Mitsubishi | Wagoneer | Jeep | Yukon XL 2500 | GMC |
| Van | Nissan | Wagovan | Honda | Z-102 | Pegaso |
| Van | Toyota | Wartburg | Wartburg | Z-102B | Pegaso |
| Van Wagon | Toyota | Wasp | Hudson | Z-102BS | Pegaso |
| Vanagon | Volkswagen | Wave | Pontiac | Z-102BSS | Pegaso |
| Vanden Plas | Jaguar | Wave5 | Pontiac | Z3 | BMW |
| Vanguard | Standard | Wayfarer | Dodge | Z4 | BMW |
| Vanquish | Aston Martin | Westminster | Austin | Z8 | BMW |
| Vantage | Aston Martin | Whitley | Armstrong-Sidde | ZA | MG |
| Vedette | Simca | Wildcat | Buick | Zagato | Aston Martin |
| Vega | Chevrolet | Willys | Jeep | Zagato | Lancia |
| VehiCROSS | Isuzu | Windsor | Chrysler | ZB | MG |
| Ventura | Pontiac | Windstar | Ford | ZDX | Acura |
| Venture | Chevrolet | Wm300 Pickup | Dodge | Zephyr | Ford |
| Venza | Toyota | Wm300 Power Wagon | Dodge | Zephyr | Lincoln |
| Veracruz | Hyundai | Wrangler | Jeep | Zephyr | Mercury |
| Verona | Suzuki | X-1/9 | Bertone | Zeta Super Sports | Fairthorpe |
| Versa | Nissan | X-1/9 | Fiat | Zodiac | Ford |
| Versailles | Lincoln | X-90 | Suzuki | | |

GROUP SIZE BY MAKE

GROUP 1 — GROUP 24



REFERENCE

| YEAR | MAKE | CCA | YEAR | MAKE | CCA | YEAR | MAKE | CCA | YEAR | MAKE | CCA |
|----------------------|---------------|-----|----------------------------------|------------|-----|---------------------------------------|-----------|-----|---------------------------------------|------|-----|
| GROUP 1 | | | GROUP 3EE | | | GROUP 21R | | | 1974-69 Renault 235 | | |
| 190 - 555 CCA | | | 370 - 400 CCA | | | 310 - 490 CCA | | | 1969-68 Toyota 240 | | |
| 1971-69 | Porsche | 190 | 1953 | Oldsmobile | 370 | 1999-87 | Mazda | 310 | 1978-76 Toyota 250 | | |
| 1953-48 | Porsche | 350 | 1954-53 | Buick | 400 | 2004-01 | Mazda | 310 | 1972-70 Austin 260 | | |
| 1955-42 | Chevrolet | 400 | 1958 | Buick | 400 | 1994-89 | Toyota | 310 | 1982-75 Triumph 260 | | |
| 1959-46 | Dodge | 400 | 1956-53 | Cadillac | 400 | 1989-81 | Isuzu | 320 | 1964-59 Saab 265 | | |
| 1958-46 | Jeep | 400 | GROUP 3NR | | | 1990-83 | Mazda | 320 | 1964 Ford 290 | | |
| 1955-49 | Plymouth | 400 | 400 CCA | | | 1991-83 | Toyota | 320 | 1969-65 Porsche 300 | | |
| 1955 | Studebaker | 400 | 1955-52 Lincoln 400 | | | 1966-61 | Isuzu | 350 | 1986-84 Nissan 340 | | |
| 1951-50 | Volkswagen | 400 | GROUP 17HF | | | 2005 | Mazda | 350 | 1964-63 Ford 350 | | |
| 1961-59 | Volvo | 400 | GROUP 17L | | | 1996 | Toyota | 360 | 1985 Hyundai 420 | | |
| 1952-50 | Crosley | 445 | 350 CCA | | | 1988-85 | Chevrolet | 410 | GROUP 22NL | | |
| 1954-53 | Dodge | 475 | 1965-64 Opel 350 | | | 1989 | Geo | 410 | 200 - 275 CCA | | |
| 1954-50 | Ford | 475 | GROUP 18 | | | 2009-07 | Nissan | 470 | 1963-54 Alfa Romeo 200 | | |
| 1954-53 | Hudson | 475 | 400 CCA | | | 2002-01 | Nissan | 490 | 1965 Alfa Romeo 200 | | |
| 1955-49 | Plymouth | 475 | 1962-55 Renault 400 | | | 2010 | Nissan | 490 | 1954-47 Fiat 200 | | |
| 1954 | GMC | 500 | 1952 Volkswagen 400 | | | GROUP 22F | | | 1960-55 Fiat 275 | | |
| 1947 | Chevrolet | 525 | GROUP 18LF | | | 180 - 400 CCA | | | GROUP 23 | | |
| 1949 | Chevrolet | 525 | 300 CCA | | | 1966-56 Saab 180 | | | 300 CCA | | |
| 1950 | Oldsmobile | 525 | 1957-53 Austin 300 | | | 1967-63 Citroen 210 | | | 1979-78 Peugeot 300 | | |
| 1950 | Plymouth | 525 | GROUP 19 | | | 1962-55 Ford 210 | | | GROUP 24 | | |
| 1955-50 | Studebaker | 525 | 440 CCA | | | 1979-75 Renault 235 | | | 210 - 900 CCA | | |
| 1955-50 | Dodge | 550 | 1961-52 Borgward 440 | | | 1967 Saab 240 | | | 1962 MG 210 | | |
| 1953-51 | Henry J | 550 | GROUP 19L | | | 1968 Opel 250 | | | 1968-63 Simca 210 | | |
| 1954-53 | Hudson | 550 | 300 - 450 CCA | | | 1970 Opel 250 | | | 1962-58 Austin 225 | | |
| 1951-50 | Frazer | 555 | 1966-54 Volkswagen 300 | | | 1963-61 Buick 275 | | | 1964 Austin 225 | | |
| 1955 | Hudson | 555 | 1968-65 BMW 345 | | | 1971-66 Buick 275 | | | 1956-50 Morris 225 | | |
| 1955-50 | Kaiser | 555 | 1968-67 BMW 405 | | | 1970-59 Chevrolet 275 | | | 1957-56 Sunbeam 230 | | |
| 1955-50 | Nash | 555 | 1962-57 Opel 405 | | | 1962 Oldsmobile 275 | | | 1962-58 Vauxhall 230 | | |
| GROUP 2 | | | 1953 Volkswagen 410 | | | 1962 Oldsmobile 275 | | | 1977 Mazda 235 | | |
| 375 - 656 CCA | | | 1965-63 BMW 440 | | | 1971-67 Oldsmobile 275 | | | 1957-55 Peugeot 235 | | |
| 1950 | Chrysler | 375 | 1960-56 Citroen 440 | | | 1972-66 Opel 275 | | | 1972-61 Peugeot 235 | | |
| 1954-50 | Cadillac | 400 | 1962-56 Porsche 440 | | | 1972-64 Pontiac 275 | | | 1977 Peugeot 235 | | |
| 1955-50 | Chrysler | 400 | 1960-58 Ford 445 | | | 1971-69 BMW 290 | | | 1981-80 Peugeot 235 | | |
| 1949 | Ford | 475 | 1960-56 Volvo 445 | | | 1967 Chevrolet 290 | | | 1962 Austin 250 | | |
| 1955-54 | Plymouth | 475 | 1965-63 Porsche 450 | | | 1974-65 Ford 290 | | | 1966 Austin 250 | | |
| 1952-50 | Oldsmobile | 605 | GROUP 20H | | | 1968 Mercury 290 | | | 1958-56 Hillman 250 | | |
| 1955-50 | DeSoto | 630 | 220 CCA | | | 1977-71 Mercury 290 | | | 1967-65 Austin 255 | | |
| 1955-54 | Dodge | 630 | 1963-62 Dodge 220 | | | 1974-65 Ford 290 | | | 1983-82 Fiat 255 | | |
| 1954 | Chrysler | 650 | 1968 Dodge 220 | | | 1968 Mercury 290 | | | 1979-76 Buick 260 | | |
| 1946 | Chevrolet | 656 | 1969-68 Plymouth 220 | | | 1977-71 Mercury 290 | | | 1982-72 Chevrolet 260 | | |
| 1951-49 | Chevrolet | 656 | GROUP 21 | | | 1967 Pontiac 300 | | | 1977 Mazda 260 | | |
| GROUP 2E | | | 305 - 420 CCA | | | 1969-67 Saab 300 | | | 1973-66 Nissan 260 | | |
| 315 - 630 CCA | | | 1982 Chrysler 305 | | | 1979-67 American Motors 305 | | | 1975 Nissan 260 | | |
| 1950 | Chevrolet | 315 | 1972-70 Dodge 305 | | | 1970-62 Chevrolet 305 | | | 1979 Nissan 260 | | |
| 1949-46 | Pontiac | 373 | 1979-78 Dodge 305 | | | 1977-60 Mercury 315 | | | 1983-81 Nissan 260 | | |
| 1954-46 | Buick | 400 | 1982-81 Dodge 305 | | | 1963-61 Oldsmobile 315 | | | 1973-71 Subaru 260 | | |
| 1954-50 | Pontiac | 400 | 1982-79 Ford 305 | | | 1970-66 Oldsmobile 315 | | | 1967-64 Sunbeam 260 | | |
| 1954-46 | Pontiac | 500 | 1972-67 Plymouth 305 | | | 1970-64 Rover 315 | | | 1976-75 Toyota 260 | | |
| 1950 | Packard | 630 | 1994-91 Subaru 305 | | | 1975-68 Opel 320 | | | 1957 Packard 265 | | |
| GROUP 2F | | | 1993-86 Mazda 310 | | | 1963 Ford 330 | | | 1966-59 Renault 270 | | |
| 400 - 630 CCA | | | 1989-87 Subaru 310 | | | 1964-62 Mercury 330 | | | 1962-59 Chevrolet 275 | | |
| 1954-52 | Lincoln | 400 | 2002-91 Toyota 310 | | | 1976-66 BMW 345 | | | 1977-76 Mazda 275 | | |
| 1953 | International | 525 | 1987-83 Isuzu 320 | | | 1963 Mercury 345 | | | 1962-61 Renault 275 | | |
| 1954 | Packard | 630 | 1987-81 Toyota 320 | | | 1971 Mercury 345 | | | 1966-56 Studebaker 275 | | |
| GROUP 2L | | | 1980 Ford 325 | | | 1969-65 Chevrolet 350 | | | 1969-68 Sunbeam 275 | | |
| 375 - 525 CCA | | | 1979-78 Plymouth 325 | | | 1979-60 Ford 350 | | | 1967-61 Citroen 280 | | |
| 1953-46 | Ford | 375 | 1982-81 Plymouth 325 | | | 1967-64 Mercury 350 | | | 1970-69 Chevrolet 285 | | |
| 1949 | Mercury | 375 | 1971-70 Dodge 350 | | | 1977-72 Mercury 350 | | | 1970 GMC 285 | | |
| 1948-46 | Ford | 400 | 1982-81 Toyota 380 | | | 1971-69 Jaguar 360 | | | 1971-68 Pontiac 285 | | |
| 1953-50 | Ford | 400 | 2005-03 Toyota 420 | | | 1980-75 American Motors 375 | | | 1950 Studebaker 285 | | |
| 1948-46 | Mercury | 400 | GROUP 22HF | | | 1988-69 Jaguar 375 | | | 1964-56 Studebaker 285 | | |
| 1954-51 | Mercury | 400 | 290 CCA | | | 1986-80 Renault 375 | | | 1967-58 Peugeot 290 | | |
| 1954 | International | 475 | 1978 Fiat 290 | | | 1965-64 Chevrolet 400 | | | 1982 Toyota 290 | | |
| 1954-50 | Hudson | 525 | 1961 Ford 290 | | | 1980-77 Lincoln 400 | | | 1973-71 Triumph 295 | | |
| 1953-50 | Mercury | 525 | GROUP 22NF | | | 1972-71 Mercury 400 | | | 1967-64 Austin 300 | | |
| 1952-51 | Packard | 525 | 210 - 420 CCA | | | 1977-70 MG 210 | | | 1965 Chevrolet 300 | | |
| 1954 | Packard | 525 | 1977-70 MG 210 | | | 1966-65 Ford 290 | | | 1972-68 Citroen 300 | | |
| GROUP 2N | | | 1971-63 Renault 210 | | | 1970-69 Ford 290 | | | 1975 Citroen 300 | | |
| 350 - 475 CCA | | | 1966-65 Toyota 210 | | | 1974-68 Mercury 290 | | | 1966 Fiat 300 | | |
| 1955-54 | Mercury | 350 | 1968-66 Porsche 235 | | | GROUP 22HF | | | 1985-80 Peugeot 300 | | |
| 1957-54 | Ford | 400 | 210 - 420 CCA | | | 290 CCA | | | 1963-62 Simca 300 | | |
| 1955 | Mercury | 400 | 1977-70 MG 210 | | | 1978 Fiat 290 | | | 1971-69 Simca 300 | | |
| 1955-54 | Ford | 475 | 1971-63 Renault 210 | | | 1961 Ford 290 | | | 1983 Toyota 300 | | |
| GROUP 21 | | | 1966-65 Toyota 210 | | | 1966-65 Ford 290 | | | 1980-63 Triumph 300 | | |
| 350 - 475 CCA | | | 1968-66 Porsche 235 | | | 1970-69 Ford 290 | | | 1970-61 American Motors 305 | | |
| 1955-54 | Mercury | 350 | GROUP 22NF | | | 210 - 420 CCA | | | 1970-63 Austin 305 | | |
| 1957-54 | Ford | 400 | 210 - 420 CCA | | | 1977-70 MG 210 | | | 1963 Buick 305 | | |
| 1955 | Mercury | 400 | 1971-63 Renault 210 | | | 1971-63 Renault 210 | | | 1971-65 Buick 305 | | |
| 1955-54 | Ford | 475 | 1966-65 Toyota 210 | | | 1966-65 Ford 290 | | | | | |
| | | | 1968-66 Porsche 235 | | | 1974-68 Mercury 290 | | | | | |

GROUP SIZE BY MAKE (PASSENGER CARS, LIGHT TRUCKS AND VANS)

GROUP 24 — GROUP 24F

| YEAR | MAKE | CCA | YEAR | MAKE | CCA | YEAR | MAKE | CCA | YEAR | MAKE | CCA |
|-----------------------------|-----------------|-----|---------|-----------------|-----|----------------------|---------------|-----|---------|---------------|-----|
| GROUP 24 (continued) | | | 1978-72 | Jeep | 370 | 1964 | Chevrolet | 500 | 1967 | Jaguar | 330 |
| 1956-55 | Dodge | 305 | 1983-71 | Mazda | 370 | 1969-67 | Chevrolet | 500 | 1982-79 | Nissan | 330 |
| 1976-60 | Dodge | 305 | 1981-77 | Nissan | 370 | 1982-81 | Chevrolet | 500 | 1978 | Fiat | 350 |
| 1966-65 | Hillman | 305 | 1968-67 | Oldsmobile | 370 | 1958-57 | Chrysler | 500 | 1963 | Ford | 350 |
| 1970-60 | Plymouth | 305 | 1981-76 | Plymouth | 370 | 1963 | Chrysler | 500 | 1977-65 | Ford | 350 |
| 1976-73 | Plymouth | 305 | 1964-56 | Chrysler | 375 | 1972 | Chrysler | 500 | 1991-85 | Ford | 350 |
| 1967-64 | Triumph | 305 | 1978-67 | Chrysler | 375 | 1985-75 | Chrysler | 500 | 1977-63 | Mercury | 350 |
| 1966 | Dodge | 310 | 1984-56 | Dodge | 375 | 1965-59 | Dodge | 500 | 1978-76 | Toyota | 360 |
| 1967-58 | Sunbeam | 310 | 1965-62 | Fiat | 375 | 1987-71 | Dodge | 500 | 1991-86 | Ford | 375 |
| 1974-62 | Alfa Romeo | 315 | 1973-67 | Fiat | 375 | 1990-89 | Dodge | 500 | 1980-79 | Toyota | 380 |
| 1977 | Alfa Romeo | 315 | 1981-79 | Fiat | 375 | 1969-67 | GMC | 500 | 1980-57 | Ford | 400 |
| 1966-64 | Chevrolet | 315 | 1981-56 | Plymouth | 375 | 2002-96 | Honda | 500 | 1968-67 | Mercury | 400 |
| 1962-61 | Citroen | 315 | 1968-64 | Buick | 380 | 1984-81 | Isuzu | 500 | 1973 | Mercury | 400 |
| 1961-56 | DeSoto | 315 | 1970 | Buick | 380 | 1971 | Jeep | 500 | 1982-80 | Toyota | 405 |
| 1956 | Dodge | 315 | 1970-55 | Chevrolet | 380 | 1988-74 | Plymouth | 500 | 1979-73 | Lincoln | 410 |
| 1979-74 | Dodge | 315 | 1969-67 | Pontiac | 380 | 1970-60 | Chevrolet | 525 | 1964-61 | Ford | 415 |
| 1981-59 | Fiat | 315 | 1980-70 | Toyota | 380 | 1975 | Chrysler | 525 | 1974-67 | Ford | 415 |
| 1983 | Fiat | 315 | 1978-59 | American Motors | 385 | 1997-95 | Nissan | 525 | 1973-72 | Mercury | 415 |
| 1979-72 | Ford | 315 | 1979-57 | Jeep | 385 | 1998-89 | Hyundai | 540 | 1995-83 | Nissan | 415 |
| 1982-70 | Mazda | 315 | 1982-79 | Plymouth | 390 | 2004-96 | Acura | 550 | 1967-64 | Jaguar | 420 |
| 1983-70 | Nissan | 315 | 1959-58 | American Motors | 400 | 2010-09 | Acura | 550 | 1969-60 | Mercedes-Benz | 420 |
| 1958 | Packard | 315 | 1963-61 | American Motors | 400 | 1969 | Checker | 550 | 1987-83 | Toyota | 420 |
| 1966-56 | Plymouth | 315 | 1966-65 | American Motors | 400 | 1982-80 | Checker | 550 | 1970-65 | Mercury | 425 |
| 1979-76 | Plymouth | 315 | 1970 | Buick | 400 | 1993-90 | Honda | 550 | 1967-62 | Shelby | 425 |
| 1957-55 | Pontiac | 315 | 1970-53 | Chevrolet | 400 | 2010-04 | Mitsubishi | 550 | 1964-63 | Ford | 430 |
| 1964 | Pontiac | 315 | 1974-72 | International | 400 | 2004-98 | Nissan | 550 | 1978-73 | Lincoln | 435 |
| 1966-65 | Saab | 315 | 1970-64 | Oldsmobile | 400 | 2004-03 | Nissan | 575 | 1967-63 | Mercury | 435 |
| 1972-70 | Saab | 315 | 1971-67 | Plymouth | 400 | 2009-05 | Scion | 575 | 1970-69 | Mercury | 435 |
| 1976-73 | Subaru | 315 | 1980-79 | Plymouth | 400 | 1995-90 | Dodge | 580 | 1972 | Mercury | 435 |
| 1973-62 | Volvo | 315 | 1970-67 | Pontiac | 400 | 1994-93 | Eagle | 580 | 1978-66 | Ford | 440 |
| 1969-60 | Austin | 320 | 1960-59 | American Motors | 410 | 1989-86 | Hyundai | 580 | 1965-63 | Mercedes-Benz | 440 |
| 1971-57 | Morris | 320 | 1979-67 | American Motors | 410 | 2002-92 | Isuzu | 580 | 1963-61 | Mercury | 440 |
| 1964 | Oldsmobile | 320 | 1979 | Jeep | 410 | 1990 | Mitsubishi | 580 | 1976-72 | Mercury | 440 |
| 1970 | Peugeot | 320 | 1982-79 | Plymouth | 410 | 1983 | Nissan | 580 | 2004-03 | Infiniti | 445 |
| 1971-67 | Saab | 320 | 1992-90 | Infiniti | 415 | 1994-92 | Plymouth | 580 | 2003 | Nissan | 445 |
| 1958-56 | Studebaker | 320 | 1998-82 | Nissan | 415 | 1995-91 | Acura | 585 | 1978 | Mercury | 450 |
| 1966-60 | Studebaker | 320 | 1982-80 | Subaru | 415 | 1999-97 | Acura | 585 | 1988-83 | Toyota | 450 |
| 1962-56 | Chevrolet | 325 | 1971-67 | Oldsmobile | 420 | 2008-05 | Acura | 585 | 1997-93 | Toyota | 450 |
| 1966-65 | Chevrolet | 325 | 1979-71 | Peugeot | 420 | 1989 | Dodge | 585 | 1967-65 | Ford | 455 |
| 1956 | Chrysler | 325 | 1991-89 | Peugeot | 420 | 2000-93 | Infiniti | 585 | 1986-74 | Ford | 455 |
| 1980-75 | Chrysler | 325 | 1974-64 | Pontiac | 420 | 2003 | Infiniti | 585 | 1978-73 | Mercury | 455 |
| 1980-77 | Dodge | 325 | 1987-84 | Toyota | 420 | 1987-86 | Isuzu | 585 | 1985-80 | Mercury | 455 |
| 1983-74 | Fiat | 325 | 1980-77 | Chrysler | 430 | 1989 | Isuzu | 585 | 1977 | Ford | 460 |
| 1971-69 | Oldsmobile | 325 | 1967-65 | Oldsmobile | 430 | 2010-98 | Lexus | 585 | 1981-64 | Ford | 475 |
| 1975-74 | Opel | 325 | 1978-68 | American Motors | 440 | 1993-89 | Mazda | 585 | 1983 | Lincoln | 475 |
| 1961-60 | Plymouth | 325 | 1966-63 | Buick | 440 | 2004-97 | Mitsubishi | 585 | 1985-84 | Mercury | 475 |
| 1973 | Plymouth | 325 | 1960-59 | Chevrolet | 440 | 1997-92 | Subaru | 585 | 2006-03 | Infiniti | 490 |
| 1980-75 | Plymouth | 325 | 1970-64 | Chevrolet | 440 | 1995-84 | Toyota | 585 | 1988-87 | Mazda | 490 |
| 1983 | Plymouth | 325 | 1971-57 | Chrysler | 440 | 2004-03 | Land Rover | 590 | 1998-93 | Mazda | 490 |
| 1963-61 | Pontiac | 325 | 1977-75 | Chrysler | 440 | 1997-94 | Honda | 600 | 2002-01 | Mazda | 490 |
| 1981-79 | Dodge | 330 | 1968-65 | Dodge | 440 | 1982-81 | Isuzu | 600 | 2007-03 | Nissan | 490 |
| 1960-59 | American Motors | 340 | 1974-70 | Dodge | 440 | 1984 | Isuzu | 600 | 1995-93 | Toyota | 490 |
| 1979 | Nissan | 340 | 1970-68 | GMC | 440 | 1988-86 | Isuzu | 600 | 1990-86 | Alfa Romeo | 500 |
| 1983-81 | Nissan | 340 | 1980-57 | International | 440 | 1997-90 | Isuzu | 600 | 1982-64 | Ford | 500 |
| 1974 | Peugeot | 340 | 1987-85 | Jeep | 440 | 2002 | Kia | 600 | 2006-03 | Kia | 500 |
| 1980-76 | Subaru | 340 | 1986-75 | Nissan | 440 | 2002-87 | Land Rover | 600 | 1971-54 | Mercedes-Benz | 500 |
| 1979-69 | Alfa Romeo | 345 | 1981-67 | Plymouth | 440 | 2004 | Mitsubishi | 600 | 2002-94 | Mercury | 525 |
| 1985-81 | Alfa Romeo | 345 | 1969-68 | Chevrolet | 450 | 1992-91 | Isuzu | 610 | 2002-93 | Nissan | 525 |
| 1969-63 | MG | 345 | 2000-97 | Infiniti | 450 | 1986-83 | Nissan | 610 | 1999-97 | Acura | 550 |
| 1981-75 | MG | 345 | 1983-77 | Nissan | 450 | 1987-84 | Toyota | 610 | 2010-01 | Acura | 550 |
| 1964 | Plymouth | 345 | 1988-86 | Nissan | 450 | 1971-67 | Aston Martin | 630 | 1986-83 | Ford | 550 |
| 1968-67 | Plymouth | 345 | 1994-92 | Nissan | 450 | 1994-75 | Aston Martin | 630 | 2010-92 | Honda | 550 |
| 1975-70 | Plymouth | 345 | 1968-67 | Oldsmobile | 450 | 2003-90 | Bentley | 650 | 2007 | Infiniti | 550 |
| 1974-62 | Buick | 350 | 1973 | Plymouth | 450 | 1992-88 | Bentley | 800 | 1999-96 | Isuzu | 550 |
| 1970-55 | Chevrolet | 350 | 1987-76 | Subaru | 450 | 1987-85 | Jeep | 815 | 2009-95 | Nissan | 550 |
| 1965 | Ford | 350 | 1965-63 | Buick | 455 | 1988-87 | Land Rover | 900 | 2010-09 | Suzuki | 550 |
| 1971-55 | GMC | 350 | 2003 | Nissan | 455 | 1997-93 | Land Rover | 900 | 2010-09 | Nissan | 575 |
| 1975-73 | GMC | 350 | 1982-71 | Dodge | 460 | GROUP 24F | | | | | |
| 1972-70 | Mazda | 350 | 1982-81 | Plymouth | 460 | 265 - 700 CCA | | | | | |
| 1970-64 | Oldsmobile | 350 | 1970-67 | Pontiac | 465 | 1979-69 | Toyota | 265 | 2010-09 | Toyota | 575 |
| 1974 | Oldsmobile | 350 | 1988-84 | Nissan | 470 | 1963 | Mercedes-Benz | 275 | 1987-86 | Acura | 580 |
| 1972-55 | Pontiac | 350 | 1993-89 | Dodge | 490 | 1962-55 | Mercedes-Benz | 295 | 1990-87 | Acura | 585 |
| 1980 | Toyota | 350 | 1996-95 | Eagle | 490 | 2005-96 | Acura | 585 | 2005-96 | Acura | 585 |
| 1985-79 | Toyota | 365 | 2001 | Infiniti | 490 | 2008 | Alfa Romeo | 585 | 2010-03 | Honda | 585 |
| 1959-56 | Dodge | 370 | 2004-03 | Infiniti | 490 | 2002-91 | Infiniti | 585 | 2002-91 | Infiniti | 585 |
| 1967-65 | Dodge | 370 | 1991-88 | Isuzu | 490 | 2010-92 | Lexus | 585 | 2010-92 | Lexus | 585 |
| 1958 | International | 370 | 1993-86 | Mazda | 490 | 1992-89 | Mazda | 585 | 2002-95 | Mazda | 585 |
| 1961 | International | 370 | 1985-83 | Mitsubishi | 490 | 2002-95 | Mazda | 585 | 2010-07 | Mazda | 585 |
| 1971 | International | 370 | 2000-88 | Mitsubishi | 490 | 2002-89 | Mazda | 585 | 2002-95 | Mazda | 585 |
| 1980-74 | International | 370 | 1971 | Morris | 490 | 1992-89 | Mazda | 585 | 2010-07 | Mazda | 585 |
| 1987-83 | Isuzu | 370 | 1994-92 | Plymouth | 490 | 2002-95 | Mazda | 585 | 2003 | Mercury | 585 |
| | | | 1990-88 | Subaru | 490 | 2002-89 | Nissan | 585 | 2010-01 | Mitsubishi | 585 |
| | | | 1975-73 | Austin | 500 | 2002-88 | Nissan | 585 | 2002-88 | Nissan | 585 |
| | | | 1980 | Checker | 500 | 2010-08 | Scion | 585 | | | |

REFERENCE

GROUP SIZE BY MAKE

GROUP 47 — GROUP 62



REFERENCE

| YEAR | MAKE | CCA | YEAR | MAKE | CCA | YEAR | MAKE | CCA | YEAR | MAKE | CCA | | | |
|-----------------------------|---------------|-----|---------------------------------|-----------------------------------|------------------------------|------------------------------|----------------|-----|---------------------------|------------------------------|------------------------------|-------------------------|--|--|
| GROUP 47 (continued) | | | GROUP 49 | | | 1995-87 Dodge 435 | | | GROUP 57 | | | | | |
| 1987-84 | Mercedes-Benz | 550 | 460 - 950 CCA | | | 1990-89 Eagle 435 | 310 CCA | | | 1985-81 Ford 310 | | | | |
| 2008-00 | Volkswagen | 570 | 1967-66 Mercedes-Benz 460 | 1973-70 Mercedes-Benz 460 | 1996-93 Eagle 435 | | | | GROUP 58 | | | | | |
| 2009-00 | Volkswagen | 575 | 1997 Jaguar 600 | 1986-82 Volvo 600 | 1987-81 Honda 435 | | | | 380 - 540 CCA | | | | | |
| 2003 | Saab | 580 | 1985-73 Mercedes-Benz 650 | 1991-84 Plymouth 435 | 1996-83 Mitsubishi 435 | | | | 1986-84 Ford 380 | | | | | |
| 1996-91 | Jaguar | 590 | 1987 Mercedes-Benz 650 | 1995-93 Plymouth 435 | 1982 Plymouth 435 | | | | 1988 Eagle 390 | | | | | |
| 1989-88 | Merkur | 590 | 1988-86 Porsche 650 | 1994-89 Suzuki 435 | 1991-84 Plymouth 435 | | | | 1986 Jeep 390 | | | | | |
| 2010 | Nissan | 590 | 2003-97 Jaguar 680 | 1989-88 Dodge 450 | 1995-93 Plymouth 435 | | | | 1989-88 Eagle 400 | | | | | |
| 2003-01 | Kia | 600 | 2005 Jaguar 680 | GROUP 51R | | | | | | 1985-81 Mercury 410 | | | | |
| 2009-05 | Smart | 600 | 2003-02 Audi 720 | 310 - 585 CCA | | | | | | 1985-84 Jeep 425 | | | | |
| 1988-87 | Sterling | 600 | 2010-00 BMW 720 | 2008 Honda 310 | | | | | | | 1987-83 Renault 425 | | | |
| 2009-07 | Chevrolet | 650 | 2010 Land Rover 720 | 2006-02 Acura 400 | | | | | | | 1997-86 Jeep 430 | | | |
| 2009-07 | Pontiac | 650 | 2003 BMW 740 | 2001-94 Acura 410 | | | | | | | 1999-95 Dodge 450 | | | |
| 2009-07 | Suzuki | 650 | 2009 Hyundai 740 | 2010-08 Acura 410 | | | | | | | 1987-85 Jeep 450 | | | |
| GROUP 48 | | | 1972 Mercedes-Benz 740 | 2000-92 Honda 410 | | | | | | | 1999-95 Plymouth 450 | | | |
| 495 - 780 CCA | | | 1991-75 Mercedes-Benz 740 | 2005-03 Honda 410 | | | | | | | 1986 Ford 460 | | | |
| 1987-86 | BMW | 495 | 1986-80 Peugeot 740 | 2010-08 Honda 410 | | | | | | | 1994-92 Ford 460 | | | |
| 1989-68 | Mercedes-Benz | 495 | 2006-03 Porsche 740 | 2010-06 Mazda 410 | | | | | | | 1994-92 Mercury 460 | | | |
| 1990-85 | Volvo | 500 | 2010-08 Porsche 740 | 2009-07 Nissan 410 | | | | | | | 2000-95 Kia 470 | | | |
| 1997-96 | Audi | 540 | 2009-06 Rolls Royce 740 | 2008-04 Acura 430 | | | | | | | 1986-84 Jeep 475 | | | |
| 2010-07 | Volkswagen | 540 | 2006-04 Volkswagen 740 | 2009-03 Honda 430 | | | | | | | 2003-98 Ford 500 | | | |
| 1993-86 | Mercedes-Benz | 550 | 2008 Volkswagen 740 | 2008-02 Honda 435 | | | | | | | 1997-84 Jeep 500 | | | |
| 1988 | Peugeot | 560 | 2006-03 Jaguar 750 | 2010 Honda 435 | | | | | | | 1999-98 Mercury 500 | | | |
| 2002-95 | Audi | 570 | 1983-75 Peugeot 750 | 2008-07 Lexus 435 | | | | | | | 1997-85 Ford 540 | | | |
| 2006-05 | Audi | 570 | 1987-85 Peugeot 750 | 1997 Mitsubishi 435 | | | | | | | 1996-94 Mazda 540 | | | |
| 2010-02 | BMW | 570 | 1976-74 Porsche 750 | 2005-00 Toyota 435 | | | | | | | 2000-99 Mazda 540 | | | |
| 2010-98 | Volkswagen | 570 | 2010-07 Audi 760 | 2009 Toyota 435 | | | | | | | 1997-84 Mercury 540 | | | |
| 2004 | Chrysler | 580 | 2010-06 Mercedes-Benz 760 | 2007-06 Acura 440 | | | | | | | 2000-99 Shelby 540 | | | |
| 2010-03 | Lexus | 585 | 2009-06 Dodge 800 | 2007 Honda 440 | | | | | | | GROUP 58R | | | |
| 2010-06 | Audi | 600 | 1990-89 Jaguar 800 | 2010-09 Acura 500 | | | | | | | 540 - 580 CCA | | | |
| 1997-95 | Jaguar | 600 | 2010-09 Jaguar 800 | 2008-97 Honda 500 | | | | | | | 2000-96 Ford 540 | | | |
| 2002 | Jaguar | 600 | 2009-08 Jeep 800 | 2010 Honda 500 | | | | | | | 2000-96 Mercury 540 | | | |
| 2009-08 | Lotus | 600 | 2009-08 Lamborghini 800 | 2006 Lexus 500 | | | | | | | 1997-90 Ford 580 | | | |
| 2009-08 | Maserati | 600 | 2009-07 Land Rover 800 | 2010 Lexus 500 | | | | | | | 1997-93 Mazda 580 | | | |
| 2010-92 | Volvo | 600 | 2010-99 Volvo 800 | 2010-09 Nissan 500 | | | | | | | GROUP 59 | | | |
| 2010 | Buick | 615 | 1972-71 Mercedes-Benz 825 | 2007 Lexus 510 | | | | | | | 540 - 590 CCA | | | |
| 2010-07 | Cadillac | 615 | 2008-92 Mercedes-Benz 825 | 2010-09 Nissan 510 | | | | | | | 1993 Ford 540 | | | |
| 2010-07 | Chevrolet | 615 | 1989 Aston Martin 830 | 2010-09 Nissan 510 | | | | | | | 2010-96 Ford 540 | | | |
| 2010-07 | GMC | 615 | 2009-02 Aston Martin 830 | 2008-06 Toyota 585 | | | | | | | 2008-06 Lincoln 540 | | | |
| 2002 | Lexus | 625 | 2010-97 Audi 850 | 2010 Toyota 585 | | | | | | | 2003-97 Mazda 540 | | | |
| 2004-98 | Volkswagen | 640 | 2001-97 BMW 850 | GROUP 53 | | | | | | 2008-07 Mazda 540 | | | | |
| 2007-06 | Volkswagen | 640 | 2010-08 BMW 850 | 210 - 290 CCA | | | | | | 2006-04 Mercury 540 | | | | |
| 2010-09 | Volkswagen | 640 | 2010-03 Dodge 850 | 1969-61 Nissan 210 | | | | | | | 2009-08 Mercury 540 | | | |
| 2001-96 | BMW | 650 | 2008 Jaguar 850 | 1964-60 Chevrolet 275 | | | | | | | 1997 Mazda 590 | | | |
| 2010-09 | BMW | 650 | 2009 Maserati 850 | 1967-63 Nissan 290 | | | | | | | 2006-01 Mazda 590 | | | |
| 1971 | Mercedes-Benz | 650 | 2009-03 Maybach 850 | GROUP 54 | | | | | | 2009 Mazda 590 | | | | |
| 1987 | Porsche | 650 | 1987 Mercedes-Benz 850 | 305 - 310 CCA | | | | | | GROUP 60 | | | | |
| 2005-89 | Porsche | 650 | 2010-02 Mercedes-Benz 850 | 1979 American Motors 305 | | | | | | | 315 - 525 CCA | | | |
| 2010 | Buick | 660 | 1988-84 Porsche 850 | 1979-78 Ford 310 | | | | | | | 1955-54 Oldsmobile 315 | | | |
| 2010 | Cadillac | 660 | 2005 Volkswagen 850 | 1979-78 Mercury 310 | | | | | | | 1956-55 Packard 315 | | | |
| 2010 | Chevrolet | 660 | 2005-02 BMW 900 | GROUP 55 | | | | | | 1956 Oldsmobile 325 | | | | |
| 2010 | GMC | 660 | 2010-09 BMW 900 | 380 - 450 CCA | | | | | | 1956 Oldsmobile 330 | | | | |
| 1995-94 | Mercedes-Benz | 660 | 2008-04 Bentley 900 | 1984-79 American Motors 380 | | | | | | | 1964 Oldsmobile 370 | | | |
| 1991-85 | Peugeot | 660 | 2009-07 Jaguar 950 | 1981-80 Jeep 380 | | | | | | | 1957 Chevrolet 373 | | | |
| 2005-02 | BMW | 680 | 2009-06 Mercedes-Benz 950 | 1979-78 Mercury 380 | | | | | | | 1964-61 Oldsmobile 375 | | | |
| 2010-06 | Mercedes-Benz | 680 | GROUP 50 | | | | | | | | | 1964 Cadillac 385 | | |
| 1987 | BMW | 690 | 500 - 600 CCA | | | | | | | | | 1962-55 Buick 400 | | |
| 1999-96 | Mercedes-Benz | 690 | 1996-92 Ford 500 | GROUP 51 | | | | | | 1965-57 Cadillac 400 | | | | |
| 2004-02 | Mercedes-Benz | 690 | 1996-92 Ford 600 | 270 - 450 CCA | | | | | | 1964-57 Oldsmobile 525 | | | | |
| 1998-88 | Bentley | 700 | | | | 2006-00 Honda 270 | | | | GROUP 61 | | | | |
| 2008-05 | Chevrolet | 700 | | | | 1989 Dodge 390 | | | | 310 - 450 CCA | | | | |
| 2008-05 | Chrysler | 700 | | | | 1989-85 Mitsubishi 390 | | | | 1984-80 Ford 310 | | | | |
| 2008 | GMC | 700 | | | | 1991-90 Honda 405 | | | | 1983-80 Mercury 310 | | | | |
| 2009-99 | Saab | 700 | | | | 1995-88 Suzuki 405 | | | | 1983-80 Ford 450 | | | | |
| 2009-08 | Buick | 730 | | | | 1989-86 Acura 410 | | | | GROUP 62 | | | | |
| 2009-08 | Cadillac | 730 | | | | 2005-01 Acura 410 | | | | 380 - 450 CCA | | | | |
| 2010-08 | Chevrolet | 730 | | | | 1988-84 Dodge 410 | | | | 1989-80 Ford 380 | | | | |
| 2010-07 | GMC | 730 | | | | 1989-81 Honda 410 | | | | 1983-80 Mercury 380 | | | | |
| 2009-08 | Hummer | 730 | | | | 2005-01 Honda 410 | | | | 1982-80 Ford 450 | | | | |
| 2009-07 | Saturn | 730 | | | | 1988-87 Chrysler 420 | | | | 1983-80 Mercury 450 | | | | |
| 1985-84 | Mercedes-Benz | 740 | | | | 1986-84 Dodge 420 | | | | GROUP 62 | | | | |
| 2003 | Mercedes-Benz | 760 | | | | 1988-83 Mitsubishi 420 | | | | 380 - 450 CCA | | | | |
| 2008-07 | Mercedes-Benz | 760 | | | | 1986-84 Plymouth 420 | | | | 1989-80 Ford 380 | | | | |
| 2010 | Cadillac | 770 | | | | 2009-00 Honda 430 | | | | 1983-80 Mercury 380 | | | | |
| 2009 | GMC | 770 | | | | 1996-93 Mitsubishi 430 | | | | 1982-80 Ford 450 | | | | |
| 1998-97 | Aston Martin | 780 | | | | | | | 1983-80 Mercury 450 | | | | | |
| 2004-00 | Aston Martin | 780 | | | | | | | | | | | | |

GROUP SIZE BY MAKE (PASSENGER CARS, LIGHT TRUCKS AND VANS)

GROUP 63 — GROUP 78

| YEAR | MAKE | CCA | YEAR | MAKE | CCA | YEAR | MAKE | CCA | YEAR | MAKE | CCA |
|----------------------|------------|-----|----------------------|------------|-----|----------------------|------------|-----|-----------------------|------------|------|
| GROUP 63 | | | 1984-83 | GMC | 415 | 1973 | Checker | 430 | 2005-88 | Chevrolet | 690 |
| 450 CCA | | | 1982-81 | Buick | 425 | 1976-71 | Oldsmobile | 430 | 2007 | Chevrolet | 690 |
| 1993-80 | Ford | 450 | 1987-82 | Chevrolet | 425 | 1975-73 | Pontiac | 430 | 1994-91 | Oldsmobile | 690 |
| 1982-80 | Lincoln | 450 | 1987-80 | Pontiac | 425 | 1982-70 | Buick | 465 | 2002-91 | Pontiac | 690 |
| 1987-80 | Mercury | 450 | 1982 | Buick | 440 | 1975 | Cadillac | 465 | 2007 | Saturn | 690 |
| GROUP 64 | | | 1988-87 | Buick | 525 | 1979-77 | Cadillac | 465 | 1993-87 | Chevrolet | 700 |
| 475 - 535 CCA | | | 1991-86 | Chevrolet | 525 | 1983-69 | Chevrolet | 465 | GROUP 76 | | |
| 1986-80 | Ford | 475 | 1986 | GMC | 525 | 1984-70 | GMC | 465 | 750 - 1075 CCA | | |
| 1986-84 | Mercury | 475 | 1989-87 | Pontiac | 525 | 1982-71 | Oldsmobile | 465 | 1985-84 | Oldsmobile | 750 |
| 1982 | Ford | 525 | GROUP 71 | | | 1983-70 | Pontiac | 465 | 1985 | Oldsmobile | 840 |
| 1989-88 | Ford | 525 | 275 - 450 CCA | | | 1976-73 | Pontiac | 475 | 1983-82 | Buick | 970 |
| 1991-80 | Ford | 535 | 1979-78 | Buick | 275 | 1975-73 | Buick | 500 | 1997-95 | Buick | 1075 |
| 1987-81 | Lincoln | 535 | 1982-75 | Chevrolet | 275 | 1978-77 | Buick | 500 | 1997-95 | Cadillac | 1075 |
| 1987-82 | Mercury | 535 | 1980-77 | GMC | 275 | 1984 | Buick | 500 | GROUP 77 | | |
| GROUP 65 | | | 1982 | GMC | 275 | 1976-71 | Oldsmobile | 500 | 360 - 500 CCA | | |
| 600 - 850 CCA | | | 1979-76 | Oldsmobile | 275 | 1980-72 | Pontiac | 500 | 1974-71 | Buick | 360 |
| 2010-02 | Dodge | 600 | 1980-77 | Pontiac | 275 | 1980-78 | Buick | 505 | 1973-71 | Buick | 375 |
| 2009-06 | Mitsubishi | 600 | 1967 | Buick | 350 | 1979-78 | Checker | 505 | 1974-72 | Oldsmobile | 430 |
| 2006-97 | Ford | 625 | 1981-76 | Buick | 350 | 1979-78 | Chevrolet | 505 | 1974-71 | Cadillac | 465 |
| 2010-09 | Ford | 625 | 1982-71 | Chevrolet | 350 | 1985-81 | Jaguar | 505 | 1974-71 | Oldsmobile | 500 |
| 2004-99 | Jeep | 625 | 1985-84 | Chevrolet | 350 | 1979-77 | Oldsmobile | 505 | GROUP 78 | | |
| 2002 | Dodge | 650 | 1983-75 | GMC | 350 | 1981-77 | Pontiac | 505 | 465 - 800 CCA | | |
| 2004 | Dodge | 650 | 1982-76 | Oldsmobile | 350 | 1983 | Pontiac | 505 | 1982-81 | Pontiac | 465 |
| 2006 | Dodge | 650 | 1981-75 | Pontiac | 350 | 1982-80 | Oldsmobile | 525 | 1987-84 | GMC | 500 |
| 2010-87 | Ford | 650 | 1985-81 | Buick | 390 | 1981-78 | Chevrolet | 535 | 1993-90 | GMC | 500 |
| 2010-88 | Lincoln | 650 | 1986-83 | Chevrolet | 390 | 1980-79 | Buick | 540 | 1985-83 | Cadillac | 515 |
| 1997-91 | Mazda | 650 | 1986-76 | GMC | 390 | 1982-80 | Chevrolet | 540 | 1986-83 | Chevrolet | 515 |
| 2010-87 | Mercury | 650 | 1986-77 | Oldsmobile | 390 | 1980-79 | Oldsmobile | 540 | 1986-82 | GMC | 515 |
| 2006 | Mitsubishi | 650 | 1971 | Chevrolet | 420 | 1980-77 | Pontiac | 540 | 1983-82 | Chevrolet | 525 |
| 2009-07 | Chrysler | 750 | 1980 | Pontiac | 425 | 1982-75 | Buick | 550 | 1993-84 | Cadillac | 540 |
| 2010-02 | Dodge | 750 | 1988 | GMC | 450 | 1982-79 | Cadillac | 550 | 1993-83 | Chevrolet | 540 |
| 2010-87 | Ford | 750 | GROUP 72 | | | 1982-80 | Chevrolet | 550 | 2004-00 | Chevrolet | 540 |
| 2008-95 | Lincoln | 750 | 275 - 430 CCA | | | 1971-70 | GMC | 550 | 1993-84 | GMC | 540 |
| 2010 | Lincoln | 750 | 1977-73 | Buick | 275 | 1973 | GMC | 550 | 2001 | GMC | 540 |
| 2010-98 | Mercury | 750 | 1977-70 | Chevrolet | 275 | 1982-75 | GMC | 550 | 1985-83 | Buick | 550 |
| 2008 | Sterling | 800 | 1977-73 | Oldsmobile | 275 | 1972 | Oldsmobile | 550 | 1987-79 | Cadillac | 550 |
| 2002-86 | Ford | 850 | 1976-73 | Pontiac | 275 | 1982-78 | Oldsmobile | 550 | 1986-83 | Chevrolet | 550 |
| 1985-84 | Lincoln | 850 | 1981 | Pontiac | 275 | 1984-82 | Pontiac | 550 | 1987-82 | GMC | 550 |
| 1998-87 | Lincoln | 850 | 1977 | Oldsmobile | 310 | GROUP 75 | | | 1989 | GMC | 550 |
| 1996-86 | Mercury | 850 | 1976-75 | Buick | 350 | 425 - 700 CCA | | | 1985-82 | Oldsmobile | 550 |
| GROUP 66 | | | 1977-71 | Chevrolet | 350 | 1991-89 | Chevrolet | 425 | 1988-82 | Pontiac | 550 |
| 650 CCA | | | 1977-75 | Oldsmobile | 350 | 1989 | GMC | 430 | 1985-82 | Oldsmobile | 550 |
| 2005-02 | Ford | 650 | 1977-73 | Pontiac | 350 | 1986 | Pontiac | 430 | 1986-82 | Pontiac | 550 |
| 2006-00 | Lincoln | 650 | 1976-75 | Pontiac | 425 | 1986-81 | Buick | 500 | 2007-94 | Buick | 600 |
| GROUP 67R | | | 1976 | Chevrolet | 430 | 1986-83 | Cadillac | 500 | 2000-99 | Cadillac | 600 |
| 390 CCA | | | GROUP 73 | | | 1989-82 | Chevrolet | 500 | 2007-02 | Cadillac | 600 |
| 2009 | Ford | 390 | 425 - 465 CCA | | | 2001 | Chevrolet | 500 | 1967-66 | Chevrolet | 600 |
| 2010-09 | Mercury | 390 | 1978-76 | Cadillac | 425 | 1991-88 | GMC | 500 | 2009-74 | Chevrolet | 600 |
| GROUP 70 | | | 1979-78 | Buick | 430 | 1986-83 | Oldsmobile | 500 | 1987-83 | GMC | 600 |
| 315 - 525 CCA | | | 1978-76 | Cadillac | 430 | 2006-95 | Dodge | 510 | 2010-91 | GMC | 600 |
| 1984-81 | Buick | 315 | 1977 | Chevrolet | 430 | 2006-95 | Plymouth | 510 | 2008-03 | Isuzu | 600 |
| 1985-81 | Chevrolet | 315 | 1980-77 | Oldsmobile | 430 | 2000-96 | Buick | 525 | 2004-95 | Oldsmobile | 600 |
| 1985-81 | GMC | 315 | 1979-78 | Pontiac | 430 | 1996-86 | Chevrolet | 525 | 2005-95 | Pontiac | 600 |
| 1983-81 | Oldsmobile | 315 | 1981-80 | Cadillac | 460 | 2007-82 | Chevrolet | 525 | 2009-05 | Saab | 600 |
| 1986-81 | Pontiac | 315 | 1982-81 | Buick | 465 | 2005-82 | GMC | 525 | 2007-02 | Saturn | 600 |
| 1983-80 | Buick | 350 | 1982-80 | Cadillac | 465 | 2000-96 | Isuzu | 525 | 1987-86 | Buick | 630 |
| 1983 | Buick | 355 | 1982-80 | Chevrolet | 465 | 2001-87 | Oldsmobile | 525 | 2000-77 | Chevrolet | 630 |
| 1983 | Chevrolet | 355 | 1981 | GMC | 465 | 2004 | Oldsmobile | 525 | 2000-81 | GMC | 630 |
| 1983-78 | GMC | 355 | 1983-82 | Oldsmobile | 465 | 2007-86 | Pontiac | 525 | 1987-86 | Oldsmobile | 630 |
| 1983-81 | Oldsmobile | 355 | 1982-81 | Pontiac | 465 | 2002-91 | Saturn | 525 | 1994-91 | Oldsmobile | 630 |
| 1985-81 | Pontiac | 355 | GROUP 74 | | | 2007 | Saturn | 525 | 2001-96 | Oldsmobile | 630 |
| 1982-81 | Buick | 370 | 350 - 550 CCA | | | 1987-83 | GMC | 550 | 1992 | Dodge | 650 |
| 1986-77 | Chevrolet | 370 | 1974-73 | Buick | 350 | 1996 | Oldsmobile | 550 | 2002-98 | Dodge | 650 |
| 1981-72 | GMC | 370 | 1982 | Buick | 350 | 1989-86 | Chevrolet | 570 | 2010 | Chevrolet | 675 |
| 1983-81 | Pontiac | 370 | 1980-70 | Chevrolet | 350 | 1993-91 | Chevrolet | 570 | 2004-91 | Buick | 690 |
| 1983-81 | Chevrolet | 390 | 1973 | Oldsmobile | 350 | 1993-87 | GMC | 570 | 1996-93 | Cadillac | 690 |
| 1982-81 | Buick | 400 | 1976-72 | Pontiac | 350 | 1992-82 | Pontiac | 570 | 2002-92 | Chevrolet | 690 |
| 1983-81 | Chevrolet | 400 | 1972 | Buick | 400 | 2006 | Chevrolet | 590 | 2005-04 | Chevrolet | 690 |
| 1982-81 | Pontiac | 400 | 1975-71 | Buick | 420 | 1998-93 | Buick | 600 | 2002-91 | GMC | 690 |
| 1983 | Buick | 405 | 1975-70 | Chevrolet | 420 | 2003-93 | Chevrolet | 600 | 2006 | GMC | 690 |
| 1986-81 | Chevrolet | 405 | 1975-71 | Oldsmobile | 420 | 2006-05 | Chevrolet | 600 | 2002-92 | Oldsmobile | 690 |
| 1986-83 | GMC | 405 | 1977 | Oldsmobile | 420 | 2004-92 | Oldsmobile | 600 | 2003-96 | Pontiac | 690 |
| 1986-81 | Pontiac | 405 | 1975-70 | Pontiac | 420 | 2006-93 | Pontiac | 600 | 1995-94 | Chevrolet | 700 |
| 1984-83 | Chevrolet | 415 | 1977 | Oldsmobile | 420 | 2006-02 | Saturn | 600 | 1985-83 | Buick | 730 |
| | | | 1975-71 | Buick | 420 | 1994-83 | Buick | 630 | 1990-87 | Buick | 730 |
| | | | 1975-71 | Chevrolet | 425 | 1988-85 | Cadillac | 630 | 1992-87 | Cadillac | 730 |
| | | | 1977-71 | Buick | 430 | 1995-82 | Chevrolet | 630 | 1986 | Chevrolet | 730 |
| | | | 1976-75 | Cadillac | 430 | 1987-85 | GMC | 630 | 1993-89 | Chevrolet | 730 |
| | | | | | | 1995-83 | Oldsmobile | 630 | 1991-88 | Oldsmobile | 730 |
| | | | | | | 2002-83 | Pontiac | 630 | 1999-92 | AM General | 770 |
| | | | | | | | | | 2001 | AM General | 770 |

REFERENCE

GROUP SIZE BY MAKE

GROUP 78 — GROUP S75D31L



| YEAR | MAKE | CCA | YEAR | MAKE | CCA | YEAR | MAKE | CCA | YEAR | MAKE | CCA |
|-----------------------------|------------|-----|----------------------|---------------|-----|----------------------|---------------|-----|----------------------|------------|-----|
| GROUP 78 (continued) | | | 2005-04 | Cadillac | 590 | GROUP 94R | | | GROUP 99R | | |
| 1994-84 | Buick | 770 | 2010-04 | Chevrolet | 590 | 570 - 790 CCA | | | 470 CCA | | |
| 2004-97 | Buick | 770 | 2010-04 | GMC | 590 | 2005-03 | Audi | 570 | 2008 | Nissan | 470 |
| 1982 | Cadillac | 770 | 2010-09 | Hummer | 590 | 2002-00 | Volkswagen | 620 | GROUP 100 | | |
| 2002-84 | Cadillac | 770 | 2006 | Pontiac | 590 | 2008 | Jeep | 625 | 770 CCA | | |
| 1973 | Chevrolet | 770 | 2009-08 | Pontiac | 590 | 2002 | Audi | 640 | 2005-00 | Buick | 770 |
| 1988-83 | Chevrolet | 770 | 2009-04 | Saturn | 590 | 2010-07 | Audi | 640 | 2003-01 | Oldsmobile | 770 |
| 2010-91 | Chevrolet | 770 | 2008-04 | Suzuki | 610 | 2005-02 | BMW | 640 | 2005-00 | Pontiac | 770 |
| 1997-93 | Dodge | 770 | 2002-01 | Daewoo | 620 | 2006-04 | Porsche | 640 | GROUP 101 | | |
| 2010-94 | GMC | 770 | 2000-99 | Daewoo | 630 | 2008-02 | Volkswagen | 640 | 540 CCA | | |
| 2002 | Hummer | 770 | 2007-04 | Chevrolet | 640 | 2006-00 | Audi | 650 | 2007-03 | Cadillac | 540 |
| 1985-83 | Oldsmobile | 770 | 2007-04 | GMC | 640 | 2009-08 | Audi | 650 | GROUP 121R | | |
| 1992-91 | Oldsmobile | 770 | 2008-06 | Hummer | 640 | 1979 | Porsche | 650 | 500 - 600 CCA | | |
| 1997-95 | Oldsmobile | 770 | 2008-06 | Isuzu | 640 | 1986-82 | Porsche | 650 | 2010-95 | Hyundai | 500 |
| 1985-84 | Pontiac | 770 | 2007 | Pontiac | 640 | 2010-01 | Porsche | 650 | 2007 | Hyundai | 550 |
| 2003-95 | Pontiac | 770 | 2007 | Saturn | 640 | 2010-09 | BMW | 680 | 2010-09 | Hyundai | 550 |
| 2000 | AM General | 800 | GROUP 90 | | | 2008-07 | Dodge | 700 | 1998-97 | Hyundai | 600 |
| GROUP 79 | | | 450 - 650 CCA | | | 2006-04 | Jaguar | 700 | GROUP 124R | | |
| 770 - 840 CCA | | | 2001-95 | Kia | 450 | 2010-03 | Land Rover | 700 | 500 - 700 | | |
| 2006 | Chevrolet | 770 | 1984-81 | BMW | 520 | 2010-08 | Mercedes-Benz | 700 | 2006 | Hyundai | 500 |
| 2006 | GMC | 770 | 1989-88 | BMW | 520 | 2008 | Pontiac | 700 | 2000-99 | Hyundai | 540 |
| 2007-06 | Buick | 800 | 2009-00 | Kia | 540 | 2005-03 | Volkswagen | 700 | 2005-99 | Hyundai | 550 |
| 2007-98 | Cadillac | 800 | 2007-06 | Cadillac | 590 | 2010-04 | Volvo | 700 | 2009 | Hyundai | 550 |
| 2006-03 | Chevrolet | 800 | 2006 | Chevrolet | 590 | 2010-08 | BMW | 720 | 2005-03 | Hyundai | 560 |
| 2005-03 | GMC | 800 | 2010-08 | Chevrolet | 590 | 2010-09 | Buick | 720 | 2010-97 | Hyundai | 600 |
| 2003-00 | Pontiac | 800 | 2009-08 | Pontiac | 590 | 2010-09 | Cadillac | 720 | 2010-01 | Kia | 600 |
| 1999-98 | Buick | 840 | 2009-08 | Saturn | 590 | 2010 | Chevrolet | 720 | 2002-01 | Hyundai | 660 |
| 2007-03 | Hummer | 840 | 1983-82 | BMW | 600 | 2009 | Pontiac | 720 | 2010-08 | Hyundai | 660 |
| 1999-98 | Oldsmobile | 840 | 2010-05 | Chevrolet | 600 | 2010-05 | Chrysler | 730 | 2010 | Hyundai | 700 |
| GROUP 85 | | | 2009-05 | Pontiac | 600 | 2010-05 | Dodge | 730 | 2009 | Kia | 700 |
| 430 - 625 CCA | | | 2009-08 | Saturn | 650 | 2010 | Jeep | 750 | GROUP 151R | | |
| 1999-90 | Subaru | 430 | GROUP 91 | | | 2010 | Jeep | 750 | 330 - 335 CCA | | |
| 2008 | Subaru | 430 | 590 - 700 CCA | | | 2010-07 | BMW | 760 | 2010 | Honda | 330 |
| 2002-99 | Chevrolet | 550 | 2010-04 | Volvo | 590 | 2001-99 | BMW | 765 | 2010-06 | Honda | 335 |
| 1993-88 | Pontiac | 550 | 1999-81 | BMW | 600 | 2008-05 | BMW | 765 | GROUP 165 | | |
| 2009-96 | Suzuki | 550 | 2001 | BMW | 600 | 2006 | Volkswagen | 790 | 900 CCA | | |
| 2009-08 | Buick | 590 | 2007-93 | Bentley | 600 | 2010-08 | Volkswagen | 790 | 2009 | Kia | 900 |
| 2009-08 | Cadillac | 590 | 2001-97 | Cadillac | 600 | GROUP 95R | | | GROUP S34B20L | | |
| 2010-08 | Chevrolet | 590 | 1976 | Porsche | 600 | 760 - 950 CCA | | | 270 CCA | | |
| 2008 | Pontiac | 590 | 1983-81 | Porsche | 600 | 2008-07 | BMW | 760 | 2003-01 | Toyota | 270 |
| 2004-01 | Chevrolet | 600 | 1989 | Porsche | 600 | 2003 | BMW | 800 | GROUP S34B20R | | |
| 2006-04 | Pontiac | 600 | 1995-92 | Porsche | 600 | 2010-07 | Audi | 850 | 270 CCA | | |
| 2004 | Suzuki | 600 | 2009-08 | Saturn | 600 | 2002-01 | BMW | 850 | 2009-04 | Toyota | 270 |
| 2009 | Buick | 625 | 2002 | Land Rover | 690 | 2004 | BMW | 850 | GROUP S46B24R | | |
| 2007-06 | Chevrolet | 625 | 2003-00 | Bentley | 700 | 2001-95 | BMW | 950 | 270 CCA | | |
| 2007-05 | Pontiac | 625 | 2009-06 | Bentley | 700 | GROUP 96R | | | 270 CCA | | |
| GROUP 86 | | | GROUP 92 | | | 500 - 590 CCA | | | 270 CCA | | |
| 430 - 640 CCA | | | 575 - 720 CCA | | | 2010-00 | Ford | 500 | 2009-04 | Toyota | 270 |
| 1997-96 | Chrysler | 430 | 1999-92 | BMW | 575 | 2004-01 | Mazda | 500 | GROUP S65D26L | | |
| 1994-90 | Eagle | 430 | 1989-83 | BMW | 650 | 2010-06 | Mercury | 500 | 270 CCA | | |
| 1996 | Honda | 430 | 1999-91 | BMW | 650 | 2007 | Ford | 540 | 270 CCA | | |
| 1997-93 | Isuzu | 430 | 2010-07 | Volvo | 700 | 2007-05 | Avanti | 590 | 2009-04 | Toyota | 270 |
| 1994-90 | Mitsubishi | 430 | 2003-02 | Jaguar | 720 | 1997-95 | Ford | 590 | GROUP S46B24R | | |
| 1999-96 | Mitsubishi | 430 | GROUP 93 | | | 2010-07 | Ford | 590 | 270 CCA | | |
| 1994-90 | Plymouth | 430 | 680 - 800 CCA | | | 2010-09 | Mazda | 590 | 270 CCA | | |
| 2000-95 | Dodge | 510 | 2009-04 | Jaguar | 680 | 1997-95 | Mercury | 590 | 270 CCA | | |
| 2005-03 | Dodge | 510 | 2008-06 | Volkswagen | 740 | GROUP 97R | | | 270 CCA | | |
| 2003-99 | Mitsubishi | 520 | 2010 | Volkswagen | 740 | 575 CCA | | | 270 CCA | | |
| 2010-95 | Chrysler | 525 | 2009-08 | Volkswagen | 790 | 1996 | Volkswagen | 575 | 2010-08 | Lexus | 360 |
| 2002-99 | Daewoo | 525 | 1997-85 | BMW | 800 | 2003-98 | Volkswagen | 575 | GROUP S75D31L | | |
| 2010-95 | Dodge | 525 | 2008 | BMW | 800 | 620 - 760 CCA | | | 450 CCA | | |
| 1998-90 | Eagle | 525 | 2009-07 | Jaguar | 800 | 1997 | Volkswagen | 620 | 2008 | Lexus | 450 |
| 2002 | Jeep | 525 | 2009-07 | Volvo | 800 | 1997 | Volkswagen | 620 | GROUP 98R | | |
| 2010-07 | Jeep | 525 | GROUP 98R | | | 2009-06 | Mercedes-Benz | 760 | 270 CCA | | |
| 2010-95 | Mitsubishi | 525 | 620 - 760 CCA | | | 575 CCA | | | 270 CCA | | |
| 1994-90 | Plymouth | 525 | 1997 | Volkswagen | 620 | 620 - 760 CCA | | | 270 CCA | | |
| 2002-00 | Kia | 540 | 1999 | Volkswagen | 620 | 575 CCA | | | 270 CCA | | |
| 2010-04 | Chevrolet | 550 | 1997 | Volkswagen | 650 | 620 - 760 CCA | | | 270 CCA | | |
| 2007-05 | Pontiac | 550 | 2009-06 | Mercedes-Benz | 760 | 620 - 760 CCA | | | 270 CCA | | |

REFERENCE

BCI GROUP SIZE TO PART NUMBER CROSS REFERENCE & SUBSTITUTION CHART

| BCI GRP. | BCI FIG. | VOLTS | REPLACEMENT PART NO. (Batteries should meet or exceed O.E. Cold Cranking Amps. Some cable or tray modifications may be necessary.) |
|----------|---|-------|---|
| 1 | 2 | 6 | 8C-3617, 8T-9734 |
| 2 | 2 | 6 | 153-5690, 8C-3629, 8C-3617, 8T-9734 |
| 2E | 5 | 6 | 8C-3632 |
| 2L | 1 | 6 | 153-5690 |
| 2N | 1 | 6 | 8C-3617 ¹ , 8T-9734 ¹ |
| 3 | 2 | 6 | 153-5690 ⁵ , 8C-3629 ⁵ |
| 3D | 2 | 6 | 153-5690, 8T-9732, 8C-3630, 8C-3629, 8C-3617, 8T-9734 |
| 3EE | 9 | 12 | 8C-3620 |
| 3EH | 5 | 6 | 8C-3632 |
| 3ET | 9 | 12 | 8C-3620 |
| 4 | 2 | 6 | 8C-3633, 8T-9733 |
| 4B | 8 | 12 | 153-5720, 101-4000, 8C-3624, 153-5700, 153-5710, 9X-9720, 8C-3623 |
| 4D | 8 | 12 | 153-5700, 9X-9730, 9X-9720, 8C-3623, 153-5710 |
| 4DLT | 16L | 12 | 8C-3622, 153-5700 ^{1,5} , 153-5710, 9X-9720 ^{1,5} |
| 4EH | 5 | 6 | 8C-3632 |
| 5D | 2 | 6 | 8C-3633, 8C3602 |
| 6D | 8 | 12 | 153-5700, 153-5710, 9X-9720, 8C-3623 |
| 7D | 2 | 6 | 8C-3635, 8T-9731, 8C-3633, 8T-9733 |
| 8D | 8 | 12 | 153-5720, 101-4000, 8C-3624 |
| 9D | 2 | 6 | 8T-9730 |
| 12T | 10 | 12 | See Group 24 |
| 16TF | 10F | 12 | NA |
| 17HF | 2B | 6 | 8C-3617 ³ , 8T-9734 ³ |
| 17TF | 11L | 12 | NA |
| 19L | 2 | 6 | See Group 1 ⁵ |
| 20H | 10 | 12 | 8C-3636 (With SAE adapter or change cable) |
| 21 | 10 | 12 | 8C-3600 |
| 21R | 11 | 12 | 8C-3600 ⁴ |
| 22F | 11F | 12 | 3T-5859, 9X-1384 |
| 22HF | 11F | 12 | 3T-5859, 9X-1384 |
| 22NF | 11F | 12 | See Group 22F ² |
| 22NL | 11 | 12 | See Group 22F ² , Watch post clearance |
| 22R | 11 | 12 | See Group 22F. |
| 23 | 11L | 12 | See Group 24F. |
| 24 | 10 | 12 | 153-5656, 3T-5857, 9X-1383, 127-0824, 127-0826 |
| 24F | 11F | 12 | 3T-5858, 9X-1382, 127-0824, 127-0826 |
| 24H | 10 | 12 | See Group 24. |
| 24R | 11 | 12 | See Group 24F. |
| 24T | 10 | 12 | See Group 24. |
| 25 | 10 | 12 | 145-4517, 8C-3600 |
| 26 | 10 | 12 | 145-4517, 8C-3600 |
| 26R | 11 | 12 | 145-4517, 8C-3600 ⁴ |
| 27 | 10 <small>10 w/ CL Term.</small> | 12 | 153-5656, 8C-3601, 3E-8925, 127-0824, 127-0826, 130-1978 |
| 27F | 11F | 12 | 8C-3602, 127-0824, 127-0826 |
| 27H | 10 | 12 | See Group 27. |

| BCI GRP. | BCI FIG. | VOLTS | REPLACEMENT PART NO. (Batteries should meet or exceed O.E. Cold Cranking Amps. Some cable or tray modifications may be necessary.) |
|----------|----------|-------|---|
| 27HF | 11F | 12 | See Group 27F. |
| 28 | 18 | 12 | 153-5656 ⁸ , 8C-3638 Watch Height Clearance |
| 29H | 10 | 12 | 8C-3627, 9X-1379 See Group 31 (SAE) |
| 29HR | 11 | 12 | See Group 31 (SAE) |
| 29NF | 11F | 12 | See Group 24 (2) |
| 30H | 10 | 12 | See Group 29H |
| 30HR | 11 | 12 | See Group 31 (SAE) |
| 31 | 18 | 12 | 175-4360, 175-4370, 175-4390 |
| 31 SAE | 18 | 12 | 115-2422, 115-2421, 9X-3404, 3T-5760 See Group 29H |
| 33 | 11F | 12 | 115-2421, 115-2422 |
| 34 | 10 | 12 | 127-0826, 153-5656 ¹ , 3t-5857 ¹ , 9X-1383 ¹ |
| 34R | 11 | 12 | 127-0826 ⁴ |
| 35 | 11 | 12 | 3T-5859 ⁷ , 9x-1384 ⁷ |
| 36R | 19 | 12 | NA |
| 39 | 15 | 12 | NA |
| 40R | 15 | 12 | NA |
| 41 | 15 | 12 | 8C-3605 |
| 42 | 15 | 12 | 8C-3605 ⁷ |
| 43 | 15 | 12 | 8C3605 |
| 45 | 10F | 12 | NA |
| 46 | 10F | 12 | 127-0824 |
| 47 | 24 | 12 | 8C-3605 ³ |
| 48 | 24 | 12 | NA |
| 49 | 24 | 12 | 8C-3605 ⁶ |
| 50 | 10 | 12 | NA |
| 51 | 10 | 12 | NA |
| 51R | 11 | 12 | NA |
| 52 | 10 | 12 | NA |
| 53 | 14 | 12 | NA |
| 54 | 19 | 12 | 8C-3611 |
| 55 | 19 | 12 | 8C-3611 |
| 56 | 19 | 12 | 8C-3611 |
| 57 | 22 | 12 | 175-4280 |
| 58 | 26 | 12 | 175-4280 |
| 58R | 19 | 12 | 175-4280 |
| 59 | 21 | 12 | NA |
| 60 | 12 | 12 | NA |
| 61 | 20 | 12 | 8C-3611 |
| 62 | 20 | 12 | 8C-3611 |
| 63 | 20 | 12 | 8C-3611 |
| 64 | 20 | 12 | 8C-3611 |
| 65 | 21 | 12 | 230-6368 |
| 66 | 13 | 12 | 230-6368 |
| 67R | 39 | 12 | NA |
| 70 | 17 | 12 | 153-5660 ⁷ , 7X-6100 ⁵ |
| 71 | 17 | 12 | See Group 70. |

REFERENCE

See footnotes on next page.

BCI GROUP SIZE TO PART NUMBER CROSS REFERENCE & SUBSTITUTION CHART



| BCI GRP. | BCI FIG. | VOLTS | REPLACEMENT PART NO. (Batteries should meet or exceed O.E. Cold Cranking Amps. Some cable or tray modifications may be necessary.) |
|----------|----------|-------|---|
| 72 | 17 | 12 | See Group 70. |
| 73 | 17 | 12 | See Group 70. |
| 74 | 17 | 12 | 153-5660, 7X-6100, 127-0824, 127-0826 |
| 75 | 17 | 12 | 7X-6100, 127-0826 |
| 76 | 17 | 12 | 127-0824 ¹ |
| 78 | 17 | 12 | 153-5660 ¹ , 127-0826 ¹ |
| 85 | 11 | 12 | See Group 22F. |
| 86 | 10 | 12 | 8C-3600 |
| 90 | 24 | 12 | NA |
| 91 | 24 | 12 | 8C-3605 ⁶ |
| 92 | 24 | 12 | 8C-3605 ⁶ |
| 93 | 24 | 12 | NA |
| 94R | 24 | 12 | NA |

| BCI GRP. | BCI FIG. | VOLTS | REPLACEMENT PART NO. (Batteries should meet or exceed O.E. Cold Cranking Amps. Some cable or tray modifications may be necessary.) |
|----------|----------|-------|---|
| 95R | 24 | 12 | NA |
| 96R | 15 | 12 | NA |
| 97R | 15 | 12 | NA |
| 98R | 15 | 12 | NA |
| 99 | 34 | 12 | NA |
| 99R | 24 | 12 | NA |
| 100 | 35 | 12 | NA |
| 101 | 17 | 12 | NA |
| 121R | 11H | 12 | NA |
| 124R | 11H | 12 | NA |
| GC2 | 2 | 6 | 8C-3641 |
| U1 | 10 | 12 | 8C-3636 |
| U1R | 11 | 12 | 8C-3636 ⁴ |

Cross Reference Chart Footnote Codes:

- ¹ Replacement battery is taller than O.E. **Check height clearance carefully before closing hood or cover to avoid sparks, battery explosion, electrical system and/or vehicle damage and fire!**
- ² Replacement battery is wider than O.E. Hold-down and/or tray replacement may be necessary.
- ³ Replacement battery is longer than O.E. Hold-down and/or tray replacement may be necessary.
- ⁴ Replacement battery is longer and wider than O.E. Hold-down and/or tray replacement may be necessary.
- ⁵ Check O.E. CCA requirements. Replacement battery may not be sufficient.

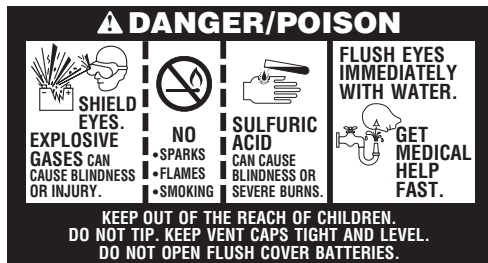
- ⁶ Replacement battery is longer and taller than O.E. **Check height clearance carefully before closing hood or cover to avoid sparks, battery explosion, electrical system and/or vehicle damage and fire!** Hold-down and/or tray replacement may be necessary.
- ⁷ Check cable length.
- ⁸ Modification of head shield or battery cover may be required.

IMPORTANT NOTE: Always check for proper polarity and sufficient clearance before connecting cables and closing hood or covers! ALWAYS WEAR SAFETY GLASSES WHEN WORKING AROUND BATTERIES! BATTERIES CAN EXPLODE! Do not attempt battery replacement without proper training.

ALWAYS WEAR EYE PROTECTION WHEN WORKING AROUND BATTERIES!

Basic Rules for Battery Care & Maintenance

SAFETY PRECAUTIONS



California Proposition 65 Warning: Batteries, battery posts, terminals and related accessories contain lead and lead compounds, and other chemicals known to the state of California to cause cancer, birth defects or other reproductive harm. **Wash hands after handling!**

Warning: Follow all safety instructions when handling batteries! Always wear safety glasses and a face shield when working on or near batteries.

All batteries generate explosive hydrogen gas. Keep sparks, flames and cigarettes away from batteries at all times. Do not connect or disconnect “live” circuits. To avoid creating sparks, always turn charging and testing equipment off before attaching or removing clamps.

ALWAYS DISCONNECT GROUNDED CABLE FIRST AND CONNECT IT LAST TO PREVENT DANGEROUS SPARKS.

Perform all work in a well ventilated area. Never lean directly over a battery while boosting, testing or charging it. **PROTECT YOUR EYES!**

Batteries contain corrosive sulfuric acid that can destroy clothing and burn the skin. Neutralize acid spills with a paste made of baking soda and water or large quantities of water. **BE CAREFUL!**

IN-VEHICLE SERVICE AND TESTING

Follow safety precautions:
WEAR PROPER EYE PROTECTION!

Prior to any testing, visually inspect the battery. Look for:

- Cracked or broken case or cover
- Loose cable connections
- Leaking case-to-cover seal
- Corrosion
- Damaged or leaking terminals

Neutralize any corrosion with a baking soda/water paste or battery cleaner spray. Scrape or brush off the residue and wash the area with clean water. Following your visual inspection, check the battery’s state of charge with a voltmeter.

You must boost charge a weak battery before load testing. (See charging chart under “Charging Tips” section.) If fully charged, perform a load test. **PROTECT YOUR EYES!**

DRY CHARGE ACTIVATION

Important...**WEAR PROPER EYE PROTECTION!**

- 1 Fill each cell to proper level with battery-grade sulfuric acid of 1.265 specific gravity. Battery and acid must be at a temperature of 60°F to 100°F (16°C to 38°C) at time of filling.
- 2 Boost charge 12V batteries at 15 amps until specific gravity is 1.250 or higher and the electrolyte temperature is at least 60°F (15.5°C). **BOTH CONDITIONS MUST BE MET.** (Boost charge 6V and 12V heavy-duty batteries at 30 amps.) If violent gassing or spewing occurs, reduce charge rate.
- 3 After charging, check electrolyte levels. If required, add additional electrolyte to bring all levels to the bottom of the vent wells. **DO NOT OVERFILL.** If the battery requires top-off while in service, add distilled water...**DO NOT ADD ACID.**

SAFE INSTALLATION

Follow safety precautions:
WEAR PROPER EYE PROTECTION!

- 1 Before removing old battery, mark the positive (+) and negative (-) cables for proper connection to the new battery.
- 2 Always disconnect the ground cable first [usually negative (-)] to avoid any sparking around battery. Then disconnect the positive (+) cable and carefully remove the old battery.
- 3 Clean and inspect. If necessary, repaint or replace the tray, hold-down and/or battery cables. Cable ends must be clean and corrosion free. Cable must not be frayed or bare.
- 4 Put corrosion protection washers on battery terminals. Install new battery in same position as old one and tighten hold-down. Be sure terminals will clear hood, fender, box lid, etc. to avoid vehicle damage and/or explosion.
- 5 Connect positive (+) cable first. Connect ground cable last. If side terminal connection, use a special side terminal torque tool to tighten side terminal cables to avoid damage. Never overtighten or hammer cables onto terminals.
- 6 Coat terminals and cable connection with a corrosion protection spray.

CHECK THE CHARGING SYSTEM

The voltage regulator should be checked every 10,000 miles or every time you change oil. It should be checked immediately if the battery is hot to the touch, if electrolyte is bubbling or spewing from the vents, if your hydrometer reading is below 1.225 or above 1.300, or if the open circuit voltage is below 12.4 volts or above 12.9 volts. Overcharging is evident by excessive water consumption and/or spewing or bubbling of electrolyte out of the vents. Undercharging is evident by slow cranking or lights dimming at idle.

ALWAYS WEAR EYE PROTECTION WHEN WORKING AROUND BATTERIES!

Basic Rules for Battery Care & Maintenance

LOAD TESTING

Follow safety precautions:
WEAR PROPER EYE PROTECTION!

First perform an open circuit voltage test, then an adjustable load test. A load test is the best way to determine if the battery is delivering adequate electrical performance. Make sure your variable load tester is working properly.

- ❶ You can't load test a discharged battery. If the voltage is below 12.4, be sure to completely charge it before continuing. Refer to the charging chart under "Charging Tips" section for important information.
- ❷ To avoid sparking and explosive gasses, be sure load tester is OFF and battery is disconnected before hook-up. Use computer memory saver to retain the vehicle's electronic memory while the battery is disconnected.
- ❸ Connect the positive (+) tester clamp to the positive (+) battery terminal. Then connect the negative (-) tester clamp to the negative (-) battery terminal. Always protect your eyes.
- ❹ Set the tester for one-half the battery's 0°F cold crank rating and apply the load for 15 seconds. (If the CCA rating is unknown, use 1/2 of the minimum O.E. battery CCA requirement of the vehicle.)
- ❺ Estimate the internal temperature of the battery to the nearest 10°F. Apply the load for 15 seconds. Note the voltage at 15 seconds with the load on and immediately shut the load off. A reading at least equal to the value from the chart below indicates a good battery.

| BATTERY TEMPERATURE | 12-VOLT BATTERY | 6-VOLT BATTERY |
|----------------------|-----------------|----------------|
| 70°F (21°C) or above | 9.60 | 4.80 |
| 60°F (16°C) | 9.50 | 4.75 |
| 50°F (10°C) | 9.40 | 4.70 |
| 40°F (4°C) | 9.30 | 4.65 |
| 30°F (-1°C) | 9.10 | 4.55 |
| 20°F (-6°C) | 8.90 | 4.45 |
| 10°F (-12°C) | 8.70 | 4.35 |
| 0°F (-18°C) | 8.50 | 4.25 |

- ❻ If the battery did not meet the required voltage and if it was not charged in Step 1, completely recharge the battery and repeat the test. If it still fails to meet requirements, replace the battery.

CONDUCTANCE TESTING

Follow safety precautions:
WEAR PROPER EYE PROTECTION!

Conductance uses the battery's response to a very small signal in an attempt to predict the effects of a much larger current. Conductance testing is ineffective on a discharged battery. If the battery is known to be discharged or if the tester tells the operator to charge before testing again, the battery must be completely recharged.

- ❶ It may not be required to turn a conductance tester off or on. If off, you must turn on immediately when connected to a battery. Most will turn off automatically if ignored long enough. Some have no battery of their own and get all their power from the battery being tested.
- ❷ Connect the positive (+) tester clamp to the positive (+) battery terminal. Then connect the negative (-) tester clamp to the negative (-) battery terminal. If the battery has more than one pair of terminals (e.g. top posts and side terminals) always perform the testing on the terminals that are used in the vehicle. Use the proper charging adapters for stud or side terminal batteries. Never connect tester to a bolt or stud.
- ❸ Turn on if needed. Enter the requested information. Be sure to distinguish between a CCA rating and a CA or MCA rating. If no rating is available, use the minimum O.E. battery CCA requirement of the vehicle.
- ❹ If the tester says to replace a battery that was tested in the vehicle, repeat the testing after removing the cables and cleaning the posts.

CHECK THE STATE OF CHARGE

There are two styles of battery. ...**non-accessible maintenance-free types** and **accessible maintainable types with removable vent caps**.

Before adding water to a **maintainable battery**, take an open circuit voltage reading and/or hydrometer reading of one cell. Use a different cell each time. If the readings are below 75%, charge the battery. If the electrolyte level is too low to read with a hydrometer, add water and take the hydrometer reading the following day, after the vehicle has been driven and the water has had an opportunity to mix. Check electrolyte levels in all cells. If necessary, add only clear, odorless drinking water to bring the liquid level to the level indicator or to 1/2" (13mm) above the top of the separators. Distilled water is preferred, especially if the water in your area has high iron. **Do not overfill any cells.** Excess electrolyte may be forced from an overfilled cell and cause corrosion on adjacent metal parts, reduce performance, and shorten life. In cold weather, do not fill cells with water and let stand without running engine or driving the vehicle long enough to allow water to mix with acid. Otherwise, freezing might occur and the battery may crack or explode.

Maintenance-free, **non-accessible batteries** are designed to eliminate the need to add water. Yet the volume of electrolyte above plates may eventually become depleted due to abnormal conditions such as high heat or improper regulator setting. Use a voltmeter to check the state of charge. See chart under "CHARGING TIPS" to determine if charging is necessary. **DO NOT OPEN FLUSH COVER BATTERIES! If opened, serious personal injury can result and warranty will be voided.**

ALWAYS WEAR EYE PROTECTION WHEN WORKING AROUND BATTERIES!

Basic Rules for Battery Care & Maintenance

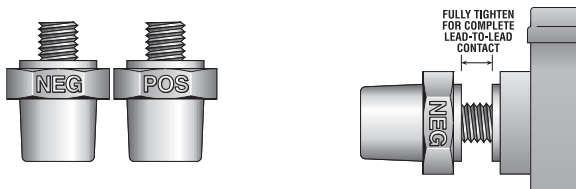
CHARGING TIPS

Follow safety precautions:
WEAR PROPER EYE PROTECTION!

- ✓ To avoid a battery explosion, never attempt to charge a frozen battery. Allow it to warm up to room temperature before placing on charge.
- ✓ **Warning:** Gel and AGM (Absorbed Glass Mat) batteries require a voltage-limited charger. Charging a Gel or AGM battery on a typical shop charger – even one time – may greatly shorten its life.
- ✓ **Important:** Never overcharge batteries. Excessive charging will shorten battery life.
- ✓ Prior to charging, read the manufacturer’s instructions for proper charger hook-up and use.
- ✓ Turn charger off prior to hook-up to avoid dangerous sparks. **PROTECT YOUR EYES!**
- ✓ **Warning:** If the electrolyte is accessible, verify that plates are covered before beginning to charge. At the end of charge, add distilled water as needed to bring levels to the proper height. If water is added, charge for an additional 30 minutes to mix. If electrolyte levels are low, but battery is not accessible, remove battery from service.
- ✓ The maximum charge rate in amperes should be no more than 1/3 of the battery’s reserve capacity minute rating. If the terminal voltage exceeds 16.0 volts while charging, reduce the charge rate.
- ✓ Continue charging and reduce the rate as needed until a two-hour period results in no increase in voltage or decrease in current.
- ✓ If violent gassing or spewing of electrolyte occurs, or the battery case feels hot to the touch, temporarily reduce or halt charging.

| VOLTAGE | | STATE OF CHARGE | APPROX. BATTERY CHARGING TIME * TO FULL CHARGE AT 80°F/27°C | | | |
|------------------|------|-----------------|---|----------|----------|----------|
| STANDARD BATTERY | | | MAXIMUM RATE AT | | | |
| 6 V | 12 V | | 50 AMPS | 30 AMPS | 20 AMPS | 10 AMPS |
| 6.3 | 12.6 | 100% | — F U L L C H A R G E — | | | |
| 6.2 | 12.4 | 75% | 20 min. | 35 min. | 48 min. | 90 min. |
| 6.1 | 12.2 | 50% | 45 min. | 75 min. | 95 min. | 180 min. |
| 6.0 | 12.0 | 25% | 65 min. | 115 min. | 145 min. | 280 min. |
| 5.9 | 11.8 | 0% | 85 min. | 150 min. | 195 min. | 370 min. |

* Charging time depends upon battery capacity, condition, age, temperature and efficiency of charger.




Side Terminal Charging Posts

Side Terminal Charging Posts should be used to ensure the best testing and charging results for side terminal batteries. The charging posts will provide a flush lead-to-lead contact. Be sure to tighten the charging post until it is snug and secure. This will allow a strong current to pass from the charging post to the battery terminal.

CHARGING TIPS (continued)



Battery Bolts



Bolt Extenders

DO NOT USE Battery Bolt Extenders or Battery Bolts for testing or charging batteries. They do not provide the necessary lead-to-lead contact, and can reduce your cold cranking amperage (CCA) and state of charge readings. Batteries should be boost charged if the open circuit voltage (voltmeter) reading is below 12.4 volts. See charging chart below.

ROTATE BATTERY STOCK

Use oldest batteries *first*. Batteries require periodic stock rotation and routine charging. Always rotate stock using the *FIFO (First In, First Out)* method...NOT *FISH (First In, Still Here)*.

| Shipping Date Code | |
|--------------------|----------|
| Month | Year |
| A – January | 7 – 2007 |
| B – February | 8 – 2008 |
| C – March | 9 – 2009 |
| D – April | 0 – 2010 |
| E – May | 1 – 2011 |
| F – June | 2 – 2012 |
| G – July | 3 – 2013 |
| H – August | 4 – 2014 |
| J – September | 5 – 2015 |
| K – October | 6 – 2016 |
| L – November | 7 – 2017 |
| M – December | 8 – 2018 |

Example: L0 – Battery shipped November 2010

Always use oldest batteries first.

REMEMBER...WET OR DRY, ALWAYS ROTATE YOUR STOCK!

BATTERY STORAGE TIPS

Batteries should be stored in a cool, dry area in an upright position. Never stack batteries directly on top of each other unless they’re in cartons. Do not stack more than 3 high (2 high if battery type is heavy commercial).

Test wet batteries every 4–6 months and recharge if necessary. Always test and charge if necessary before installation.

(See “Charging Tips” sections.)

ALWAYS WEAR EYE PROTECTION WHEN WORKING AROUND BATTERIES!

Basic Rules for Battery Care & Maintenance

SELL PLENTY OF POWER

Sell cranking amps...Not months of warranty!

Always sell your customers a battery that has enough cranking power and reserve capacity to get the job done.

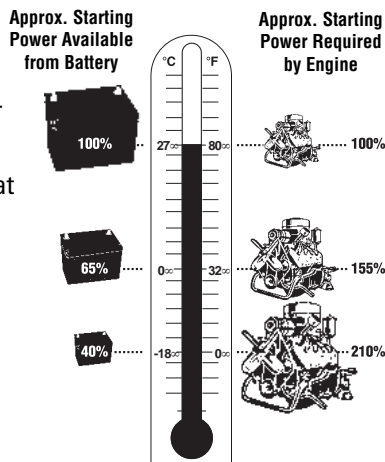
Consider the vehicle manufacturer's recommended capacity to be a minimum-capacity guideline. A vehicle that has a lot of electrical accessories such as on-board computers, air conditioning, two way radios, etc. will need a more powerful battery for optimum performance.

Along with electrical accessories, temperature also has an effect on battery performance. Vehicles operated in extremely cold climates will need a battery rated well above the O.E. recommendation. Likewise, vehicles operated in hot climates will not need extremely high CCA ratings.

Point these facts out to your customers and sell up to the higher grade levels if necessary.

Remember, you can't sell a battery with too much power in colder climates!

Temperature has a dramatic effect on a battery's ability to crank an engine. Not only does cold rob batteries of power, it also stiffens motor oil making engines harder to start. And heat can damage batteries by causing internal components to wear out quickly while also making engines difficult to start.



JUMP STARTING

Refer to owner's manual for manufacturer's recommended procedure.

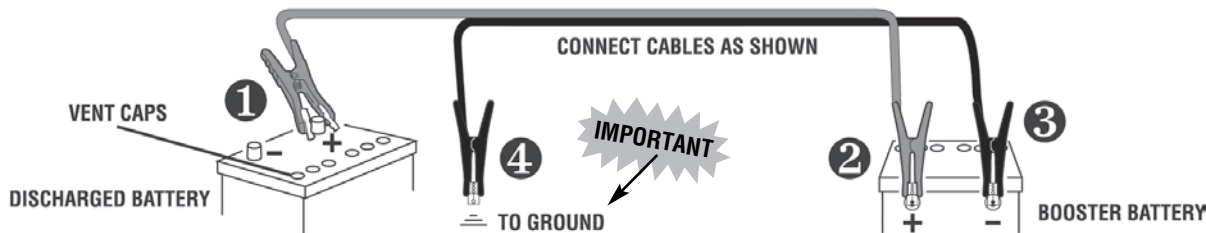
Shield eyes and face at all times...Never lean directly over battery when testing, jump starting or performing other maintenance.

Be sure vent caps are tight and level. Place a damp rag over the vent caps of both batteries. Be sure vehicles do not touch each other.

- ❶ Connect one end of positive (+) booster cable to positive (+) terminal of **discharged battery**, wired to starter or solenoid.
- ❷ Connect other end of positive (+) booster cable to positive (+) terminal of **booster battery**.
- ❸ Connect one end of negative (-) booster cable to negative (-) terminal of **booster battery**, wired to ground.
- ❹ Complete hook-up by connecting other end of negative (-) booster cable to engine block of stalled vehicle — **as far away from battery as possible...AWAY FROM MOVING FAN AND GAS LINES.**
- ❺ Start both vehicles and remove cables in reverse order of connection. Discard the rags.

See diagram below for proper hookup.

REFERENCE




Jump Starting Diagram

PROTECT YOUR EYES!

IMPORTANT! Connect to a ground, away from battery...away from moving fan and gas lines.

** Source: Battery Council International*



Vehicles Requiring Labor-Intensive Battery Replacement

The following vehicles require “above average, over 30 minutes” time and effort to install a replacement battery.

Additional labor charges may be added to the invoice as a result. Consult your service installer for the exact charge.

| | | Battery Locations |
|--------------|-------------------|-------------------|
| AUDI | | |
| 2010 | A3 | 153 |
| 2008-1996 | A4, Quattro | 138 |
| 2010 | A5, A6 | 139 |
| 2009 | A6 | 139 |
| 2008-1995 | A6, Quattro | 138 |
| 2010-1997 | A8 | 139 |
| 2005-2001 | Allroad Quattro | 138 |
| 2010 | Q5, Q7 | 153 |
| 2009 | Q5 | 139 |
| 2010-1992 | S4, S6, S8 | 139 |
| 2006-2000 | TT | 43 |
| 2006-2004 | TT, Quattro | 43 |
| 2010 | TT, Quattro | 139 |
| BMW | | |
| 2010-1978 | 1, 3, 5, 7-Series | 139 |
| 2010-1995 | M3, M5, M6 | 139 |
| 2010-2004 | X3, X5, X6 | 46 |
| 2010-2003 | Z4, Z8 | 139 |
| BUICK | | |
| 2009 | Allure | 137 |
| 2005-1997 | Century | 137 |
| 2010 | Enclave | 184 |
| 2010 | LaCrosse | 137 |
| 2005-2000 | LeSabre | 41 |
| 2010 | Lucerne | 153 |
| 2007-2004 | Rainier | 11 |
| 2004-1990 | Regal | 137 |

| | | Battery Locations |
|----------------------|-------------|-------------------|
| BUICK (con't) | | |
| 2007-2002 | Rendezvous | 137 |
| 1999-1995 | Riviera | 137 |
| 2007-2005 | Terraza | 43 |
| CADILLAC | | |
| 1993-1987 | Allante | 184 |
| 2001-1997 | Catera | 137 |
| 2010 | CTS | 46 |
| 2007-03 | CTS, STS | 137 |
| 2005-2000 | Deville | 41 |
| 1985 | Deville | 41 |
| 2008-06 | DTS | 41 |
| 2004-1998 | Seville | 41 |
| 2007-2004 | SRX | 41 |
| 2007-2004 | XLR | 41 |
| CHEVROLET | | |
| 2010 | Camaro | 139 |
| 2010 | Cobalt | 139 |
| 2010-2004 | Colorado | 11 |
| 2010-2006 | Corvette | 139 |
| 2000-1990 | Corvette | 137 |
| 2010 | HHR | 139 |
| 2010-1990 | Impala | 137 |
| 2002-1990 | Lumina | 42 |
| 1996-1990 | Lumina APV | 43 |
| 2007-1995 | Monte Carlo | 137 |
| 1999-1990 | Monte Carlo | 42 |
| 2008-2002 | Trailblazer | 11 |

| | | Battery Locations |
|--------------------------|---------------------|-------------------|
| CHEVROLET (con't) | | |
| 2010 | Traverse | 208 |
| 2008-2005 | Uplander | 43 |
| 2005-1997 | Venture | 43 |
| CHRYSLER | | |
| 2010 | 300 | 139 |
| 2004-1999 | 300M | 40 |
| 2000-1995 | Cirrus | 40 |
| 2004-1998 | Concorde | 40 |
| 2004-1998 | Intrepid | 40 |
| 2001-1999 | LHS | 40 |
| 2010-2001 | PT Cruiser | 45 |
| 2010-1996 | Sebring | 40 |
| DODGE | | |
| 2000-1994 | All Pick-Ups & Vans | 137 |
| 2010 | Avenger | 40 |
| 2010 | Challenger, Charger | 139 |
| 2000-1998 | Durango | 137 |
| 2004-1998 | Intrepid | 40 |
| 2005-1995 | Neon | 137 |
| 2010-2007 | Sprinter | 153 |
| 2006-1995 | Stratus | 40 |
| 2006-1992 | Viper | 152 |
| 2010 | Viper | 139 |
| FORD | | |
| 2005-2002 | Thunderbird | 139 |

Battery Location Footnotes:

- 11 - Battery Located Under Hood in Active Cooling Box
- 40 - Battery Located in Wheelwell - Remove front tire to access the battery.
- 41 - Battery Located Under the Rear Seat
- 42 - Battery Located Under Hood, Under the Washer Bottle
- 43 - Battery Located Under Hood, Under the Fuse Box
- 44 - Battery Located Under Hood, Under the fuse Box. Power steering reservoir must be moved.
- 45 - Battery Located Under Hood, Under the Air Filter
- 46 - Battery Located in Trunk. Spare tire may have to be removed.
- 137 - Battery Located Under Hood
- 138 - Battery Located Under Hood by Windshield
- 139 - Battery Located in Trunk
- 152 - Battery Located Behind Left Rear Tire, Remove Tire
- 153 - Battery Located Under Driver's Seat
- 184 - Battery Located Behind the Passenger Seat
- 208 - Battery Located Under Floor on Passenger Side

REFERENCE

Vehicles Requiring Labor-Intensive Battery Replacement (cont.)

REFERENCE

| | | Battery Locations |
|----------------------|----------------|-------------------|
| GMC | | |
| 2010 | Acadia | 208 |
| 2008-04 | Canyon | 11 |
| INFINITI | | |
| 2002-1991 | G20 | 137 |
| LEXUS | | |
| 2010-2007 | GS450H, LS600H | 139 |
| 1994-1990 | LS400 | 137 |
| 2000-1992 | SC400 | 137 |
| LINCOLN | | |
| 2006-2000 | LS | 139 |
| MAZDA | | |
| 2007-1990 | Miata | 139 |
| MERCEDES-BENZ | | |
| 2010-2006 | B200 | 208 |
| 2010-1998 | CLK & C-Series | 139 |
| 2010-1995 | E-Series | 41 |
| 2010-2009 | G55, 550 | 41 |
| 2010-2009 | GL, ML, R | 208 |
| 2004-1998 | ML-Series | 137 |
| 2010-2009 | S4, S6 | 139 |
| 2007-1998 | SL-Series | 139 |
| 2007-2003 | SLK-Series | 41 |
| NISSAN | | |
| 2006-2003 | 350Z | 138 |

| | | Battery Locations |
|-------------------|-----------------|-------------------|
| OLDSMOBILE | | |
| 2003-1995 | Aurora | 41 |
| 1999-1997 | Cutlass | 137 |
| 1991-1990 | Cutlass Calais | 137 |
| 1994-1990 | Cutlass Ciera | 137 |
| 1997-1990 | Cutlass Supreme | 42 |
| 2002-1998 | Intrigue | 137 |
| 2004-1990 | Silhouette | 43 |
| PLYMOUTH | | |
| 2000-1996 | Breeze | 40 |
| 2000-1995 | Neon | 137 |
| PONTIAC | | |
| 2005-2001 | Aztec | 42 |
| 2005-2000 | Bonneville | 41 |
| 2009-2008 | G8 | 139 |
| 2007-1990 | Grand Prix | 137 |
| 1996-1990 | Grand Prix | 42 |
| 2010-1999 | Montana | 42 |
| 1997-1994 | Sunrunner | 42 |
| 1998-1990 | Trans Sport | 42 |
| PORSCHE | | |
| 2010-1999 | 911 | 138 |
| 2010-1998 | Boxster | 138 |
| 2005-1998 | Carrera | 138 |
| 2010 | Cayman | 138 |
| 2010-03 | Cayenne | 153 |

| | | Battery Locations |
|-------------------|---------------|-------------------|
| SATURN | | |
| 2009-1991 | All | 137 |
| SMART CAR | | |
| 2010-05 | Fortwo | 208 |
| TOYOTA | | |
| 1997-1991 | Previa | 137 |
| VOLKSWAGEN | | |
| 2010-1998 | Beetle | 44 |
| 2005 | Phaeton | 137 |
| 2010-1998 | Golf | 43 |
| 2010-1998 | GTI, GLS | 43 |
| 2010-1998 | Jetta | 43 |
| 2010-1998 | Passat | 43 |
| 2010 | Passat CC | 139 |
| 2010-2004 | Touareg | 153 |
| VOLVO | | |
| 2010-2008 | C30, C70 | 137 |
| 2010-2005 | S40, S60, S80 | 139 |
| 2010-2005 | V50, V70 | 139 |
| 2010-2007 | XC70, XC90 | 139 |

Battery Location Footnotes:

- 11 - Battery Located Under Hood in Active Cooling Box
- 40 - Battery Located in Wheelwell - Remove front tire to access the battery.
- 41 - Battery Located Under the Rear Seat
- 42 - Battery Located Under Hood, Under the Washer Bottle
- 43 - Battery Located Under Hood, Under the Fuse Box
- 44 - Battery Located Under Hood, Under the fuse Box. Power steering reservoir must be moved.
- 45 - Battery Located Under Hood, Under the Air Filter
- 46 - Battery Located in Trunk. Spare tire may have to be removed.
- 137 - Battery Located Under Hood
- 138 - Battery Located Under Hood by Windshield
- 139 - Battery Located in Trunk
- 152 - Battery Located Behind Left Rear Tire, Remove Tire
- 153 - Battery Located Under Driver's Seat
- 184 - Battery Located Behind the Passenger Seat
- 208 - Battery Located Under Floor on Passenger Side

Batteries are Recyclable!


Imagine the environmental damage that can be caused by carelessly discarding 18 pounds of lead, two pounds of plastic, and a gallon of acid: the contents of a lead-acid battery.

Now imagine that damage compounded by 75,000,000: the approximate number of lead-acid batteries available for recycling each year in the United States.

Fortunately, scrap lead-acid batteries can be safely recycled. In fact, they have been recycled since the 1920s, and today these batteries

have a higher recycling rate than other waste products such as aluminum, paper, and beverage containers made of glass or plastic, just to name a few. Over 98% of all used batteries are recycled today.

This is an EPA-permitted recycling system, which is important for you to know because hazardous disposal laws place heavy penalties on offenders and considerable paperwork burden on everyone. You can be assured that your scrap is being recycled in an environmentally safe manner.




Scrap lead-acid batteries are disassembled in a ventilated battery breaker, where the lead, plastic and acid are safely separated.



The lead is processed and smelted in the reverberatory furnace, producing metal which goes to the refinery. There it is placed in kettles, combined with reagents, and alloyed into lead for use in new batteries.

The recycled plastic from the battery cases and covers is reclaimed in the plastic recovery plant, where it is cleaned and separated into polypropylene and lead-bearing materials. Polypropylene is recycled to make cases and covers for new batteries and other plastic products.



Battery acid is recycled in a patented acid reclamation plant. This one-of-a-kind, computer-controlled facility allows recycling of used battery acid for use in the production of new batteries. Tests show no difference in the performance of batteries using recycled sulfuric acid when compared to batteries using new acid.





A series of horizontal lines spanning the width of the page, intended for taking notes.

REFERENCE



PEGP7801-06

www.cat.com

© 2010 Caterpillar • All Rights Reserved • Printed in USA

CAT, CATERPILLAR, their respective logos, "Caterpillar Yellow" and the "Power Edge" trade dress, as well as corporate and product identity used herein, are trademarks of Caterpillar and may not be used without permission.

